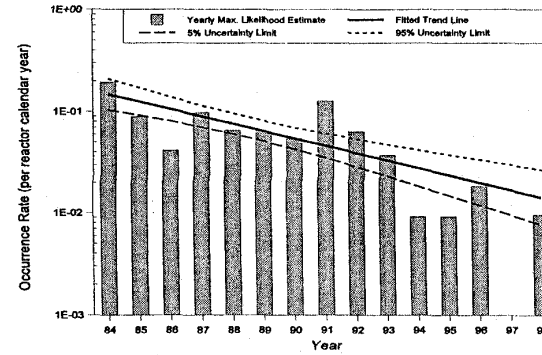
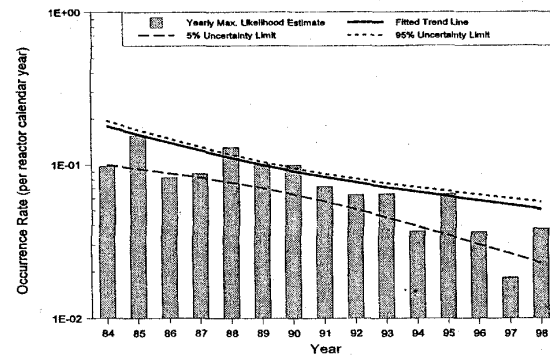


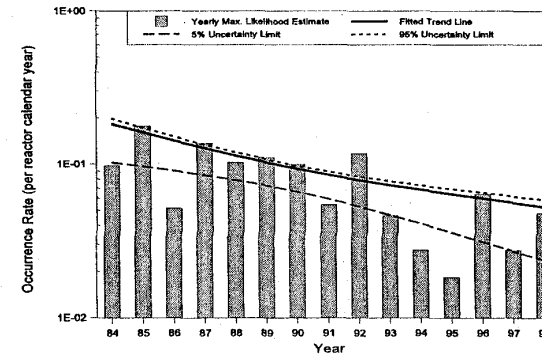
**Figure 1.** Trend for events with exponent = -3. Trend is not statistically significant (p-value = 0.1307)



**Figure 2.** Trend for events with exponent = -4. Trend is statistically significant (p-value = 0.0001)



**Figure 3.** Trend for events with exponent = -5. Trend is statistically significant (p-value = 0.0001)



**Figure 4.** Trend for events with exponent = -6. Trend is statistically significant (p-value = 0.0001)