



Home > Nuclear Reactors > Operating Reactors > Reactor Oversight Process > Plant Summaries> Vogtle 1 > Quarterly Performance Indicators

## Vogtle 1 – Quarterly Performance Indicators

### 4Q/2017 Performance Indicators

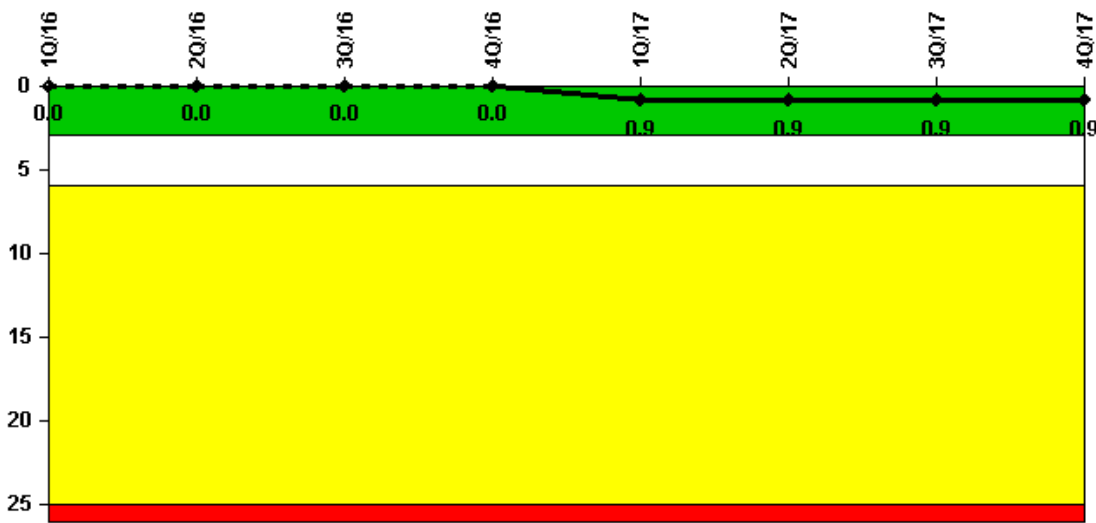
The solid trend line represents the current reporting period.

Licensee's General Comments: none

On this page:

- Unplanned Scrams (IE01)
- Unplanned Power Changes per 7000 Critical Hours (IE03)
- Unplanned Scrams with Complications (IE04)
- Safety System Functional Failures (MS05)
- Emergency AC Power Systems (MS06)
- High Pressure Injection Systems (MS07)
- Heat Removal Systems (MS08)
- Residual Heat Removal Systems (MS09)
- Cooling Water Systems (MS10)
- Reactor Coolant System Activity (BI01)
- Reactor Coolant System Leakage (BI02)
- Drill/Exercise Performance (EP01)
- Emergency Response Organization Drill Participation (EP02)
- Alert and Notification System Reliability (EP03)
- Occupational Exposure Control Effectiveness (OR01)
- RETS/OCDM Radiological Effluent Occurrence (PR01)
- Protected Area Equipment (PP01)

### Unplanned Scrams per 7000 Critical Hrs



Thresholds: White > 3.0 Yellow > 6.0 Red > 25.0

#### Notes

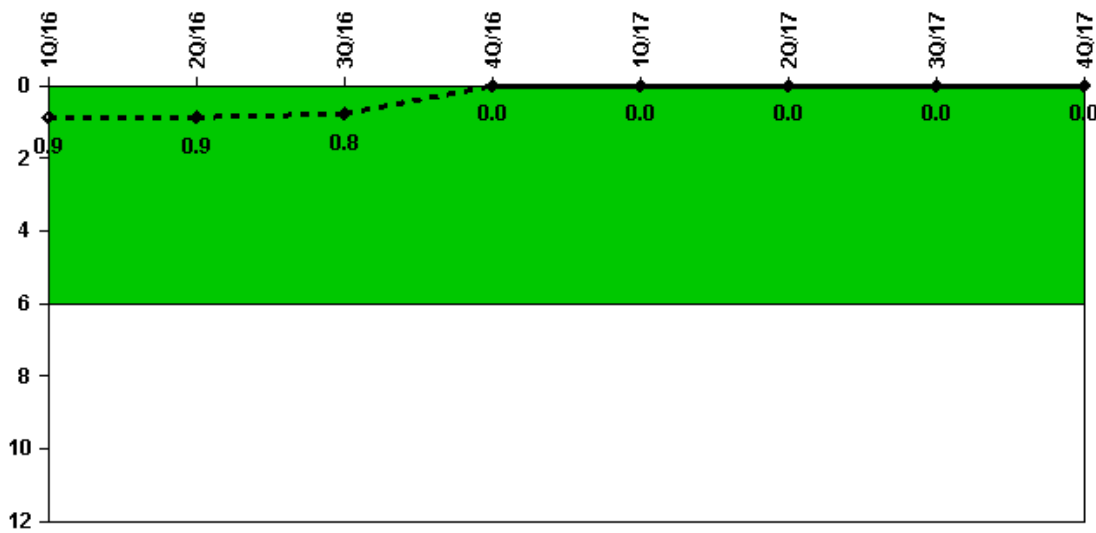
| Unplanned Scrams per 7000 Critical Hrs | 1Q/16  | 2Q/16  | 3Q/16  | 4Q/16  | 1Q/17  | 2Q/17  | 3Q/17  | 4Q/17  |
|--|--------|--------|--------|--------|--------|--------|--------|--------|
| Unplanned scrams                       | 0      | 0      | 0      | 0      | 1.0    | 0      | 0      | 0      |
| Critical hours                         | 2183.0 | 2184.0 | 2208.0 | 2209.0 | 1611.2 | 2122.5 | 2208.0 | 2209.0 |

| Indicator value | 0 | 0 | 0 | 0 | 0.9 | 0.9 | 0.9 | 0.9 |
|-----------------|---|---|---|---|-----|-----|-----|-----|
|-----------------|---|---|---|---|-----|-----|-----|-----|

▲ TOP

Licensee Comments: none

### Unplanned Power Changes per 7000 Critical Hrs



Thresholds: White > 6.0

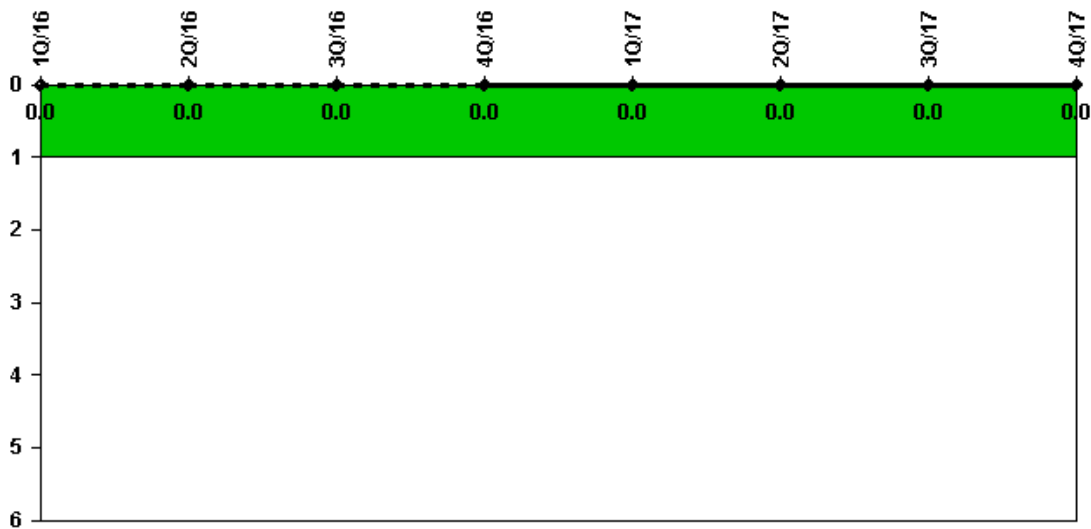
**Notes**

| Unplanned Power Changes per 7000 Critical Hrs | 1Q/16      | 2Q/16      | 3Q/16      | 4Q/16    | 1Q/17    | 2Q/17    | 3Q/17    | 4Q/17    |
|---|------------|------------|------------|----------|----------|----------|----------|----------|
| Unplanned power changes                       | 0          | 0          | 0          | 0        | 0        | 0        | 0        | 0        |
| Critical hours                                | 2183.0     | 2184.0     | 2208.0     | 2209.0   | 1611.2   | 2122.5   | 2208.0   | 2209.0   |
| <b>Indicator value</b>                        | <b>0.9</b> | <b>0.9</b> | <b>0.8</b> | <b>0</b> | <b>0</b> | <b>0</b> | <b>0</b> | <b>0</b> |

▲ TOP

Licensee Comments: none

**Unplanned Scrams with Complications**



Thresholds: White > 1.0

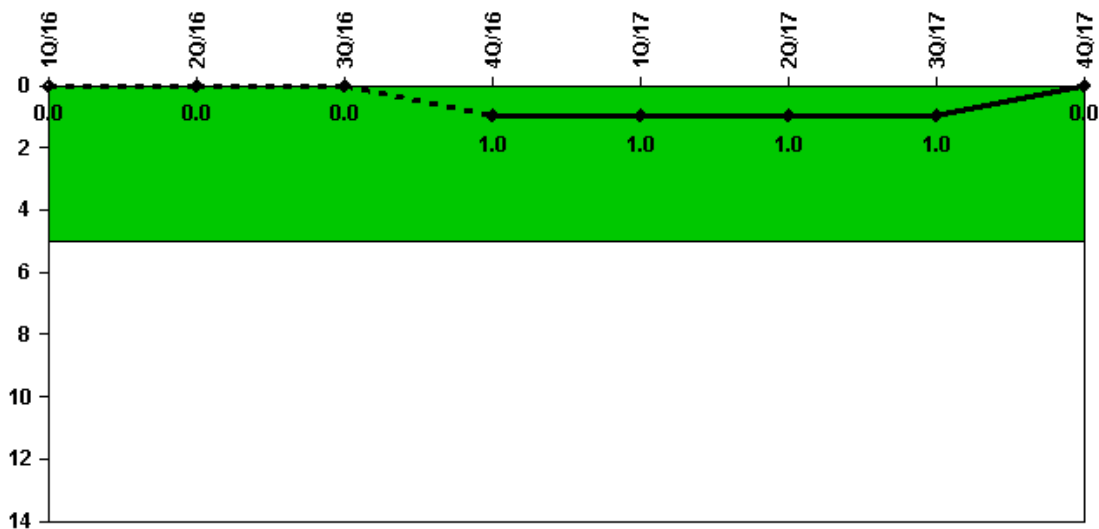
**Notes**

| Unplanned Scrams with Complications | 1Q/16      | 2Q/16      | 3Q/16      | 4Q/16      | 1Q/17      | 2Q/17      | 3Q/17      | 4Q/17      |
|-------------------------------------|------------|------------|------------|------------|------------|------------|------------|------------|
| Scrams with complications           | 0          | 0          | 0          | 0          | 0          | 0          | 0          | 0          |
| <b>Indicator value</b>              | <b>0.0</b> | <b>0.0</b> | <b>0.0</b> | <b>0.0</b> | <b>0.0</b> | <b>0.0</b> | <b>0.0</b> | <b>0.0</b> |

▲ TOP

Licensee Comments: none

### Safety System Functional Failures (PWR)



Thresholds: White > 5.0

#### Notes

Safety System Functional Failures (PWR) 1Q/16 2Q/16 3Q/16 4Q/16 1Q/17 2Q/17 3Q/17 4Q/17

Safety System Functional Failures                    0   0   0   1   0   0   0   0


Indicator value    0   0   0   1   1   1   1   0

▲ TOP

Licensee Comments:

4Q/16: LER 1-2016-003-00 "Tornado Missile" Ref CR#10411593

### Mitigating Systems Performance Index, Emergency AC Power System



Thresholds: White > 1.00E-6 Yellow > 1.00E-5 Red > 1.00E-4

#### Notes

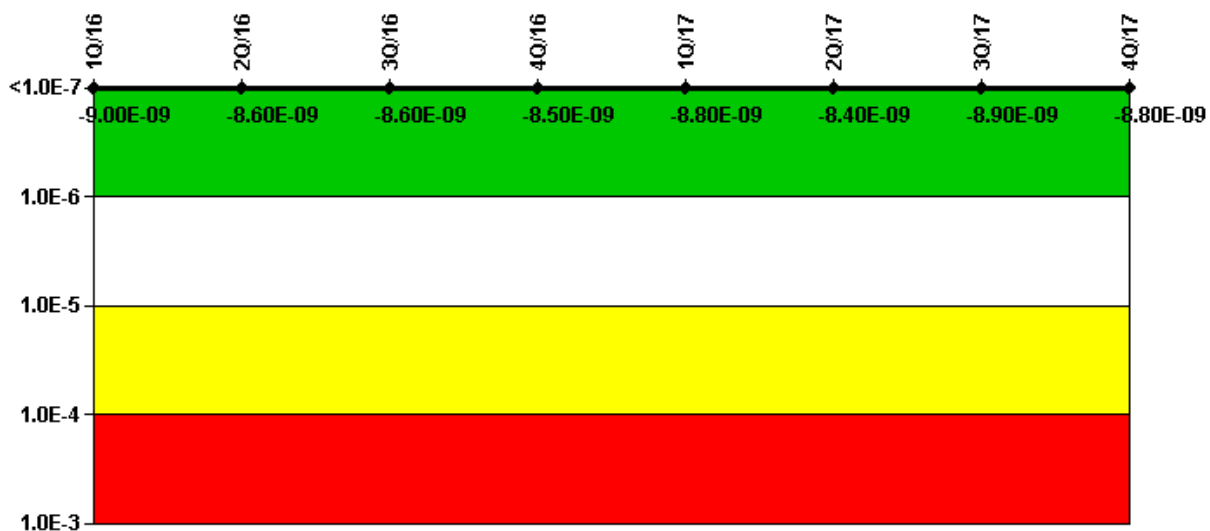
#### Mitigating Systems Performance Index, Emergency AC Power System

|                     | 1Q/16     | 2Q/16     | 3Q/16     | 4Q/16     | 1Q/17     | 2Q/17     | 3Q/17     | 4Q/17     |
|---------------------|-----------|-----------|-----------|-----------|-----------|-----------|-----------|-----------|
| UAI ( $\Delta$ CDF) | 4.23E-08  | 3.23E-08  | 2.87E-08  | 3.78E-09  | 5.56E-09  | 4.42E-09  | 1.76E-10  | 1.76E-10  |
| URI ( $\Delta$ CDF) | -2.13E-07 | -2.14E-07 | -2.29E-07 | -2.11E-07 | -2.19E-07 | -2.19E-07 | -2.18E-07 | -2.18E-07 |
| PLE                 | NO        | NO        | NO        | NO        | NO        | NO        | NO        | NO        |
| Indicator value     | -1.70E-07 | -1.80E-07 | -2.00E-07 | -2.10E-07 | -2.10E-07 | -2.10E-07 | -2.20E-07 | -2.20E-07 |

▲ TOP

Licensee Comments: none

### Mitigating Systems Performance Index, High Pressure Injection System



Thresholds: White > 1.00E-6 Yellow > 1.00E-5 Red > 1.00E-4

**Notes**

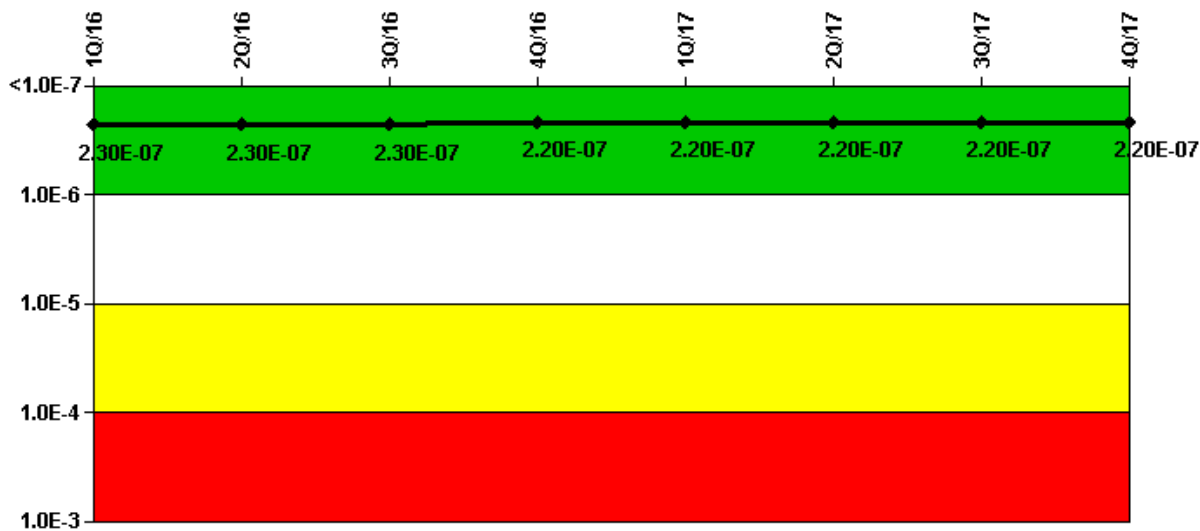
**Mitigating Systems Performance Index, High Pressure Injection System**

|                        | 1Q/16            | 2Q/16            | 3Q/16            | 4Q/16            | 1Q/17            | 2Q/17            | 3Q/17            | 4Q/17            |
|------------------------|------------------|------------------|------------------|------------------|------------------|------------------|------------------|------------------|
| UAI (ΔCDF)             | -2.10E-09        | -2.10E-09        | -2.17E-09        | -2.45E-09        | -2.38E-09        | -2.49E-09        | -2.82E-09        | -2.82E-09        |
| URI (ΔCDF)             | -6.86E-09        | -6.53E-09        | -6.39E-09        | -6.00E-09        | -6.42E-09        | -5.92E-09        | -6.07E-09        | -6.02E-09        |
| PLE                    | NO               | NO               | NO               | NO               | NO               | NO               | NO               | NO               |
| <b>Indicator value</b> | <b>-9.00E-09</b> | <b>-8.60E-09</b> | <b>-8.60E-09</b> | <b>-8.50E-09</b> | <b>-8.80E-09</b> | <b>-8.40E-09</b> | <b>-8.90E-09</b> | <b>-8.80E-09</b> |

▲ TOP

Licensee Comments: none

### Mitigating Systems Performance Index, Heat Removal System



Thresholds: White > 1.00E-6 Yellow > 1.00E-5 Red > 1.00E-4

**Notes**


**Mitigating Systems Performance Index, Heat Removal System**

|                        | 1Q/16           | 2Q/16           | 3Q/16           | 4Q/16           | 1Q/17           | 2Q/17           | 3Q/17           | 4Q/17           |
|------------------------|-----------------|-----------------|-----------------|-----------------|-----------------|-----------------|-----------------|-----------------|
| UAI (ΔCDF)             | -3.26E-08       | -3.22E-08       | -3.23E-08       | -3.73E-08       | -3.61E-08       | -2.95E-08       | -3.63E-08       | -3.63E-08       |
| URI (ΔCDF)             | 2.59E-07        | 2.59E-07        | 2.59E-07        | 2.59E-07        | 2.59E-07        | 2.51E-07        | 2.59E-07        | 2.59E-07        |
| PLE                    | NO              | NO              | NO              | NO              | NO              | NO              | NO              | NO              |
| <b>Indicator value</b> | <b>2.30E-07</b> | <b>2.30E-07</b> | <b>2.30E-07</b> | <b>2.20E-07</b> | <b>2.20E-07</b> | <b>2.20E-07</b> | <b>2.20E-07</b> | <b>2.20E-07</b> |

▲ TOP

Licensee Comments: none

### Mitigating Systems Performance Index, Residual Heat Removal System



Thresholds: White > 1.00E-6 Yellow > 1.00E-5 Red > 1.00E-4

**Notes**

**Mitigating Systems Performance Index, Residual Heat Removal System**


|                        | 1Q/16           | 2Q/16           | 3Q/16           | 4Q/16           | 1Q/17           | 2Q/17           | 3Q/17           | 4Q/17           |
|------------------------|-----------------|-----------------|-----------------|-----------------|-----------------|-----------------|-----------------|-----------------|
| UAI ( $\Delta$ CDF)    | 2.57E-08        | 2.61E-08        | 2.58E-08        | 2.52E-08        | 2.58E-08        | 3.00E-08        | 2.77E-08        | 2.79E-08        |
| URI ( $\Delta$ CDF)    | -2.41E-08       | -2.41E-08       | -2.41E-08       | -2.41E-08       | -2.50E-08       | -2.30E-08       | -2.30E-08       | -2.30E-08       |
| PLE                    | NO              | NO              | NO              | NO              | NO              | NO              | NO              | NO              |
| <b>Indicator value</b> | <b>1.50E-09</b> | <b>1.90E-09</b> | <b>1.70E-09</b> | <b>1.10E-09</b> | <b>7.90E-10</b> | <b>7.00E-09</b> | <b>4.70E-09</b> | <b>4.80E-09</b> |

▲ TOP

Licensee Comments: none



### Mitigating Systems Performance Index, Cooling Water Systems



Thresholds: White > 1.00E-6 Yellow > 1.00E-5 Red > 1.00E-4

**Notes**

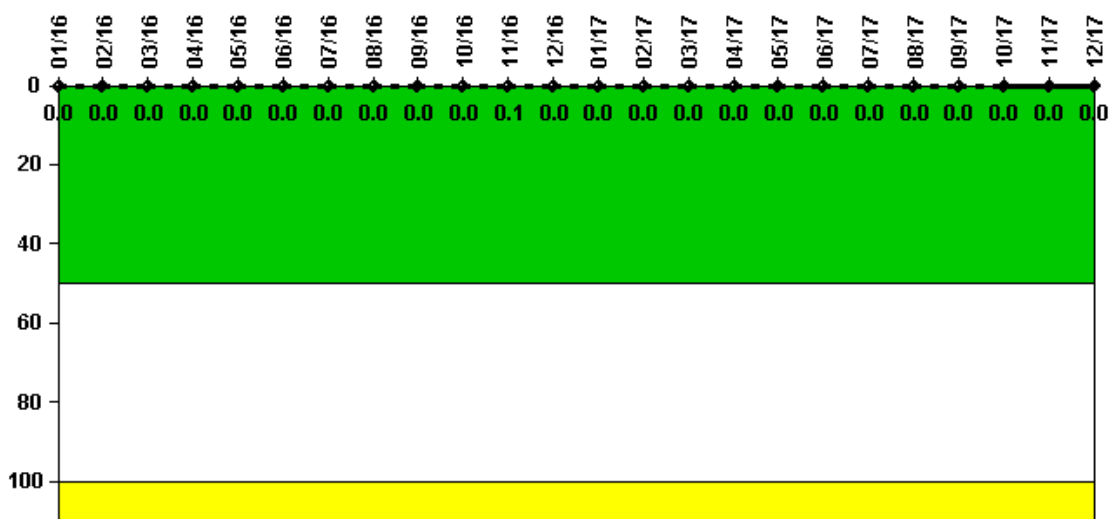
**Mitigating Systems Performance Index, Cooling Water Systems**

|                        | 1Q/16           | 2Q/16           | 3Q/16           | 4Q/16           | 1Q/17           | 2Q/17           | 3Q/17           | 4Q/17           |
|------------------------|-----------------|-----------------|-----------------|-----------------|-----------------|-----------------|-----------------|-----------------|
| UAI (ΔCDF)             | 3.66E-08        | 3.66E-08        | 3.00E-08        | 3.00E-08        | 3.03E-08        | 2.97E-08        | 2.13E-08        | 2.22E-08        |
| URI (ΔCDF)             | -7.24E-09       | -7.14E-09       | -7.22E-09       | -7.43E-09       | -1.65E-08       | -1.64E-08       | -1.64E-08       | -1.64E-08       |
| PLE                    | NO              | NO              | NO              | NO              | NO              | NO              | NO              | NO              |
| <b>Indicator value</b> | <b>2.90E-08</b> | <b>2.90E-08</b> | <b>2.30E-08</b> | <b>2.30E-08</b> | <b>1.40E-08</b> | <b>1.30E-08</b> | <b>4.90E-09</b> | <b>5.80E-09</b> |

▲ TOP

Licensee Comments: none

### Reactor Coolant System Activity



Thresholds: White > 50.0 Yellow > 100.0

**Notes**


| Reactor Coolant System Activity | 1/16     | 2/16     | 3/16     | 4/16     | 5/16     | 6/16     | 7/16     | 8/16     | 9/16     | 10/16    | 11/16      | 12/16    |
|---------------------------------|----------|----------|----------|----------|----------|----------|----------|----------|----------|----------|------------|----------|
| Maximum activity                | 0.000079 | 0.000094 | 0.000097 | 0.000078 | 0.000068 | 0.000093 | 0.000081 | 0.000098 | 0.000099 | 0.000100 | 0.000549   | 0.000116 |
| Technical specification limit   | 1.0      | 1.0      | 1.0      | 1.0      | 1.0      | 1.0      | 1.0      | 1.0      | 1.0      | 1.0      | 1.0        | 1.0      |
| <b>Indicator value</b>          | <b>0</b> | <b>0</b> | <b>0</b> | <b>0</b> | <b>0</b> | <b>0</b> | <b>0</b> | <b>0</b> | <b>0</b> | <b>0</b> | <b>0.1</b> | <b>0</b> |
| Reactor Coolant System Activity | 1/17     | 2/17     | 3/17     | 4/17     | 5/17     | 6/17     | 7/17     | 8/17     | 9/17     | 10/17    | 11/17      | 12/17    |
| Maximum activity                | 0.000102 | 0.000159 | 0.000204 | 0.000052 | 0.000062 | 0.000077 | 0.000110 | 0.000068 | 0.000066 | 0.000161 | 0.000076   | 0.000105 |
| Technical specification limit   | 1.0      | 1.0      | 1.0      | 1.0      | 1.0      | 1.0      | 1.0      | 1.0      | 1.0      | 1.0      | 1.0        | 1.0      |
| <b>Indicator value</b>          | <b>0</b> | <b>0</b> | <b>0</b> | <b>0</b> | <b>0</b> | <b>0</b> | <b>0</b> | <b>0</b> | <b>0</b> | <b>0</b> | <b>0</b>   | <b>0</b> |

TOP

Licensee Comments:

9/16: Department review of CDE for Maximum I-131 Activity (uCi/gm for 2016 identified three entries (U-1 Aug 2016, Sept 2016 and U-2 Sept 2016) with the incorrect number. These numbers have been revised. Incorrect data entry was a result of human error. Ref CR#10373664

### Reactor Coolant System Leakage



Thresholds: White > 50.0 Yellow > 100.0

#### Notes

| Reactor Coolant System Leakage | 1/16  | 2/16  | 3/16  | 4/16  | 5/16  | 6/16  | 7/16  | 8/16  | 9/16  | 10/16 | 11/16 | 12/16 |
|--------------------------------|-------|-------|-------|-------|-------|-------|-------|-------|-------|-------|-------|-------|
| Maximum leakage                | 0.083 | 0.096 | 0.095 | 0.098 | 0.104 | 0.117 | 0.121 | 0.131 | 0.115 | 0.115 | 0.141 | 0.125 |
| Technical specification limit  | 10.0  | 10.0  | 10.0  | 10.0  | 10.0  | 10.0  | 10.0  | 10.0  | 10.0  | 10.0  | 10.0  | 10.0  |

**Indicator value**                                **0.8    1.0    1.0    1.0    1.0    1.2    1.2    1.3    1.2    1.2    1.4    1.3**

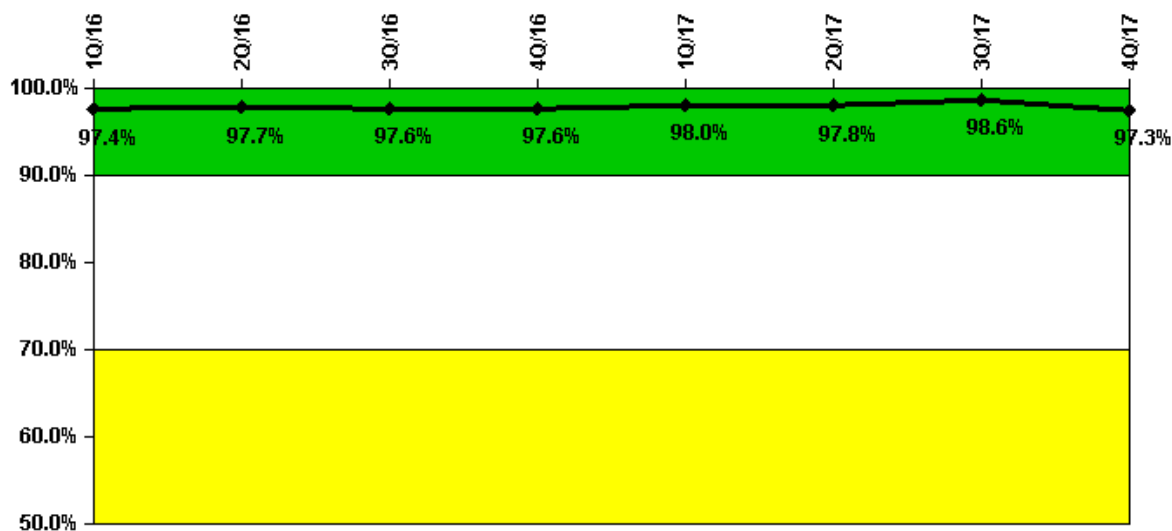
| Reactor Coolant System Leakage | 1/17  | 2/17  | 3/17  | 4/17  | 5/17  | 6/17  | 7/17  | 8/17  | 9/17  | 10/17 | 11/17 | 12/17 |
|--------------------------------|-------|-------|-------|-------|-------|-------|-------|-------|-------|-------|-------|-------|
| Maximum leakage                | 0.152 | 0.144 | 0.145 | 0.137 | 0.115 | 0.111 | 0.125 | 0.133 | 0.142 | 0.155 | 0.127 | 0.114 |
| Technical specification limit  | 10.0  | 10.0  | 10.0  | 10.0  | 10.0  | 10.0  | 10.0  | 10.0  | 10.0  | 10.0  | 10.0  | 10.0  |

**Indicator value**                                **1.5    1.4    1.5    1.4    1.2    1.1    1.3    1.3    1.4    1.6    1.3    1.1**

▲ TOP

Licensee Comments: none

### Drill/Exercise Performance



Thresholds: White < 90.0% Yellow < 70.0%

#### Notes

| Drill/Exercise Performance | 1Q/16 | 2Q/16 | 3Q/16 | 4Q/16 | 1Q/17 | 2Q/17 | 3Q/17 | 4Q/17 |
|----------------------------|-------|-------|-------|-------|-------|-------|-------|-------|
| Successful opportunities   | 46.0  | 93.0  | 57.0  | 27.0  | 24.0  | 51.0  | 47.0  | 48.0  |
| Total opportunities        | 46.0  | 94.0  | 58.0  | 28.0  | 24.0  | 52.0  | 48.0  | 54.0  |

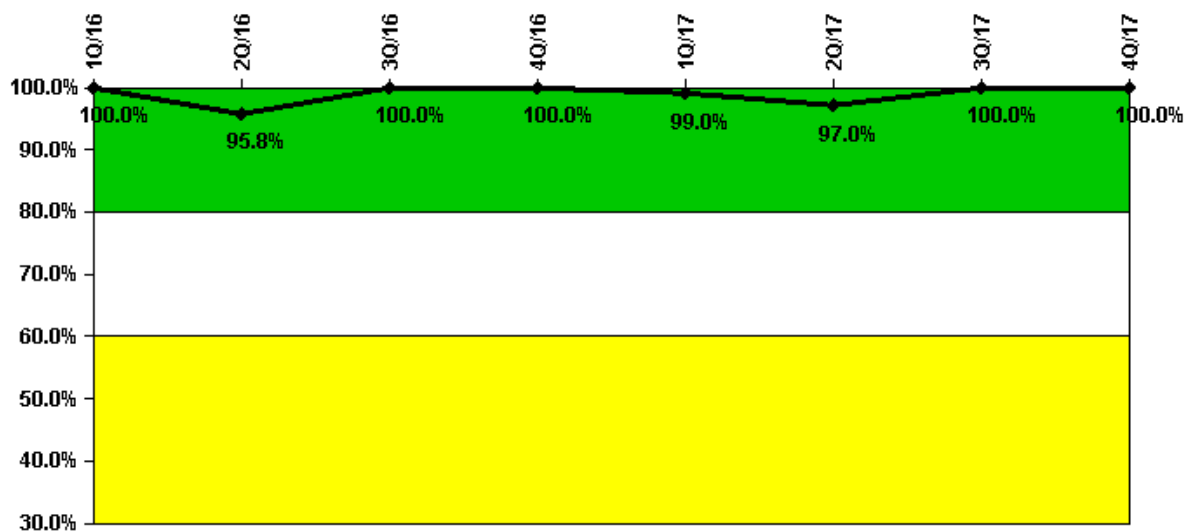
**Indicator value**                    **97.4% 97.7% 97.6% 97.6% 98.0% 97.8% 98.6% 97.3%**

▲ TOP

#### Licensee Comments:

2Q/17: KPI records for June 2017 Drill Exercise Participation (DEP) have been changed from 0 of 0 to 18 of 18 to add opportunities from Operations Annual Exams. Ref CR#10421233

### ERO Drill Participation



Thresholds: White < 80.0% Yellow < 60.0%

#### Notes

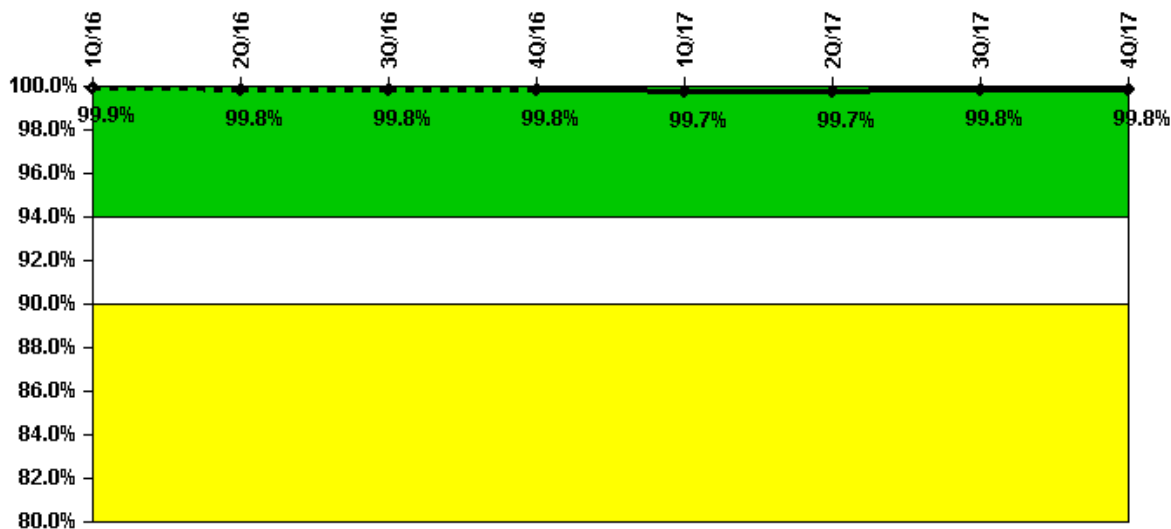
| ERO Drill Participation     | 1Q/16 | 2Q/16 | 3Q/16 | 4Q/16 | 1Q/17 | 2Q/17 | 3Q/17 | 4Q/17 |
|-----------------------------|-------|-------|-------|-------|-------|-------|-------|-------|
| Participating Key personnel | 89.0  | 92.0  | 96.0  | 105.0 | 103.0 | 97.0  | 87.0  | 88.0  |
| Total Key personnel         | 89.0  | 96.0  | 96.0  | 105.0 | 104.0 | 100.0 | 87.0  | 88.0  |

**Indicator value**                    **100.0% 95.8% 100.0% 100.0% 99.0% 97.0% 100.0% 100.0%**

▲ TOP

Licensee Comments: none

### Alert & Notification System



Thresholds: White < 94.0% Yellow < 90.0%

**Notes**

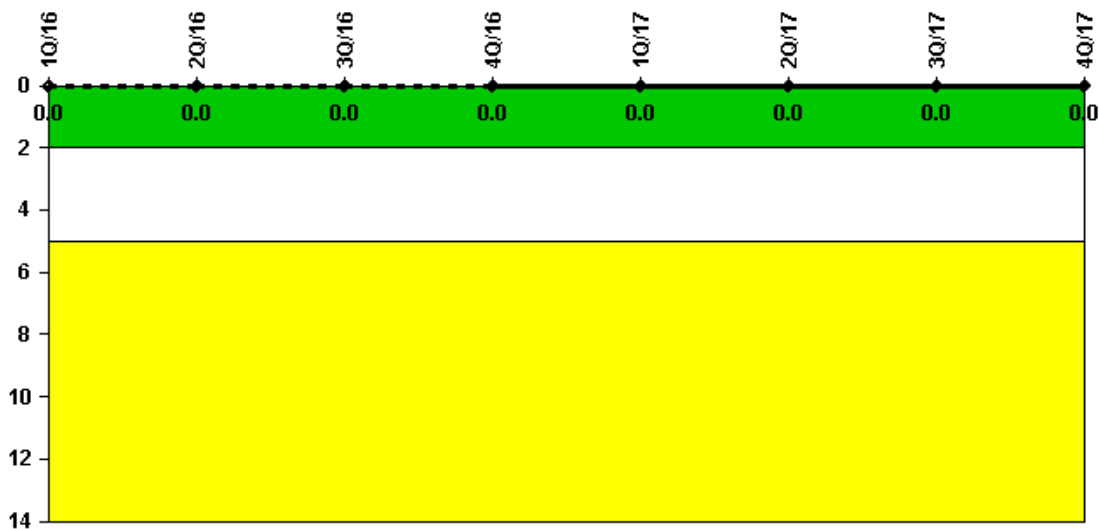
| Alert & Notification System | 1Q/16 | 2Q/16 | 3Q/16 | 4Q/16 | 1Q/17 | 2Q/17 | 3Q/17 | 4Q/17 |
|-----------------------------|-------|-------|-------|-------|-------|-------|-------|-------|
| Successful siren-tests      | 611   | 608   | 610   | 609   | 610   | 608   | 611   | 611   |
| Total sirens-tests          | 611   | 611   | 611   | 611   | 611   | 611   | 611   | 611   |

**Indicator value**                    **99.9% 99.8% 99.8% 99.8% 99.7% 99.7% 99.8% 99.8%**

▲ TOP

Licensee Comments: none

### Occupational Exposure Control Effectiveness



Thresholds: White > 2.0 Yellow > 5.0

**Notes**

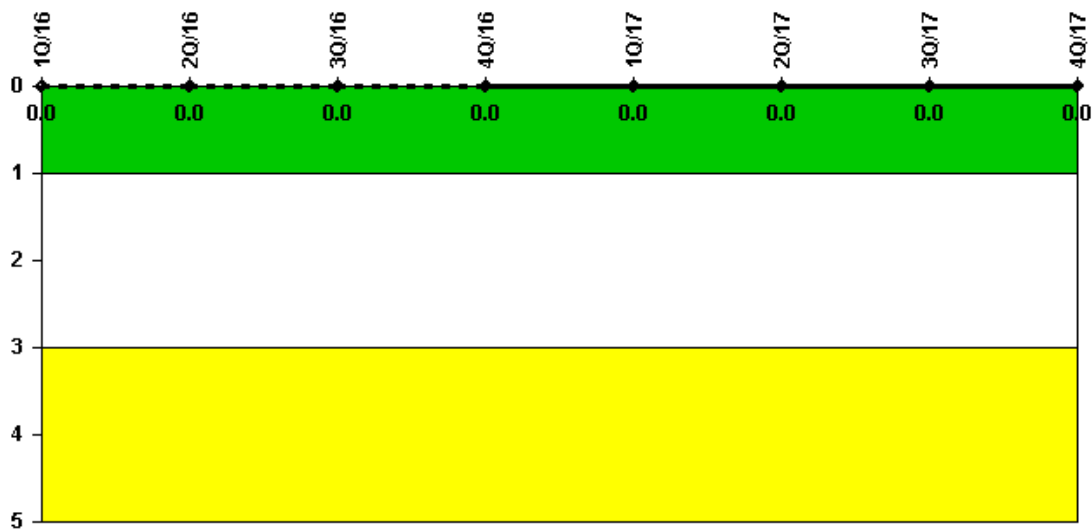
**Occupational Exposure Control Effectiveness** 1Q/16 2Q/16 3Q/16 4Q/16 1Q/17 2Q/17 3Q/17 4Q/17

|                                      |          |          |          |          |          |          |          |          |
|--------------------------------------|----------|----------|----------|----------|----------|----------|----------|----------|
| High radiation area occurrences      | 0        | 0        | 0        | 0        | 0        | 0        | 0        | 0        |
| Very high radiation area occurrences | 0        | 0        | 0        | 0        | 0        | 0        | 0        | 0        |
| Unintended exposure occurrences      | 0        | 0        | 0        | 0        | 0        | 0        | 0        | 0        |
| <b>Indicator value</b>               | <b>0</b> | <b>0</b> | <b>0</b> | <b>0</b> | <b>0</b> | <b>0</b> | <b>0</b> | <b>0</b> |

▲ TOP

Licensee Comments: none

### RETS/ODCM Radiological Effluent



Thresholds: White > 1.0 Yellow > 3.0

**Notes**

**RETS/ODCM Radiological Effluent 1Q/16 2Q/16 3Q/16 4Q/16 1Q/17 2Q/17 3Q/17 4Q/17**

RETS/ODCM occurrences                    0    0    0    0    0    0    0    0

**Indicator value**                            0    0    0    0    0    0    0    0

[▲ TOP](#)

Licensee Comments: none

Although the Security Cornerstone is included in the Reactor Oversight Process assessment program, the Commission has decided that specific information related to findings and performance indicators pertaining to the Security Cornerstone will not be publicly available to ensure that security information is not provided to a possible adversary. Other than the fact that a finding or performance indicator is Green or Greater-Than-Green, security related information will not be displayed on the public web page.

*Current data as of: February 1, 2018*

*Page Last Reviewed/Updated Monday, November 06, 2017*