



Home > Nuclear Reactors > Operating Reactors > Reactor Oversight Process > Plant Summaries> Ginna > Quarterly Performance Indicators

## Ginna – Quarterly Performance Indicators

### 4Q/2017 Performance Indicators

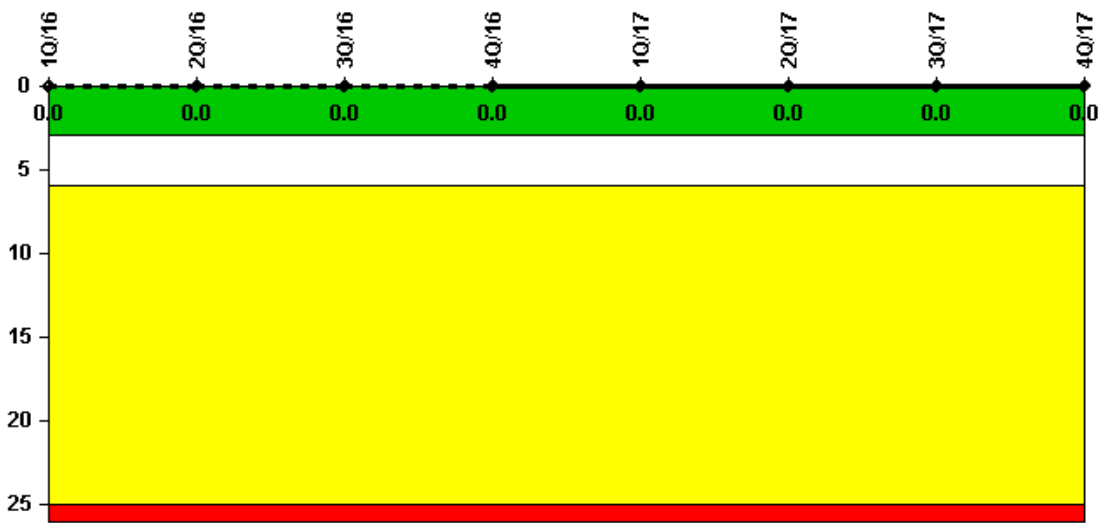
The solid trend line represents the current reporting period.

Licensee's General Comments: none

On this page:

- Unplanned Scrams (IE01)
- Unplanned Power Changes per 7000 Critical Hours (IE03)
- Unplanned Scrams with Complications (IE04)
- Safety System Functional Failures (MS05)
- Emergency AC Power Systems (MS06)
- High Pressure Injection Systems (MS07)
- Heat Removal Systems (MS08)
- Residual Heat Removal Systems (MS09)
- Cooling Water Systems (MS10)
- Reactor Coolant System Activity (BI01)
- Reactor Coolant System Leakage (BI02)
- Drill/Exercise Performance (EP01)
- Emergency Response Organization Drill Participation (EP02)
- Alert and Notification System Reliability (EP03)
- Occupational Exposure Control Effectiveness (OR01)
- RETS/OCDM Radiological Effluent Occurrence (PR01)
- Protected Area Equipment (PP01)

### Unplanned Scrams per 7000 Critical Hrs



Thresholds: White > 3.0 Yellow > 6.0 Red > 25.0

**Notes**

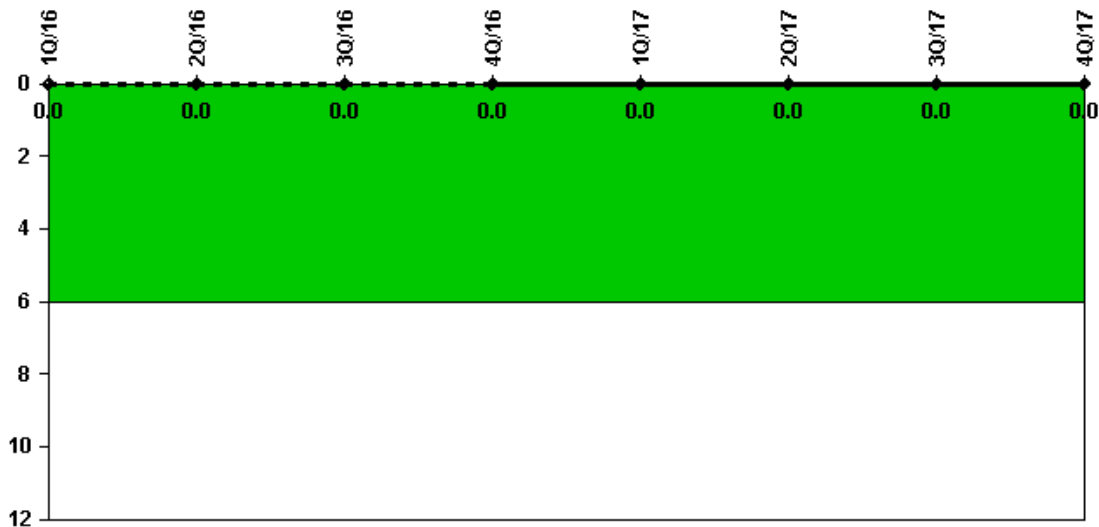
Unplanned Scrams per 7000 Critical Hrs	1Q/16	2Q/16	3Q/16	4Q/16	1Q/17	2Q/17	3Q/17	4Q/17
Unplanned scrams	0	0	0	0	0	0	0	0
Critical hours	2183.0	2184.0	2208.0	2209.0	2159.0	1704.5	2208.0	2209.0

Indicator value	0	0	0	0	0	0	0	0
-----------------	---	---	---	---	---	---	---	---

TOP

Licensee Comments: none

### Unplanned Power Changes per 7000 Critical Hrs



Thresholds: White > 6.0

**Notes**

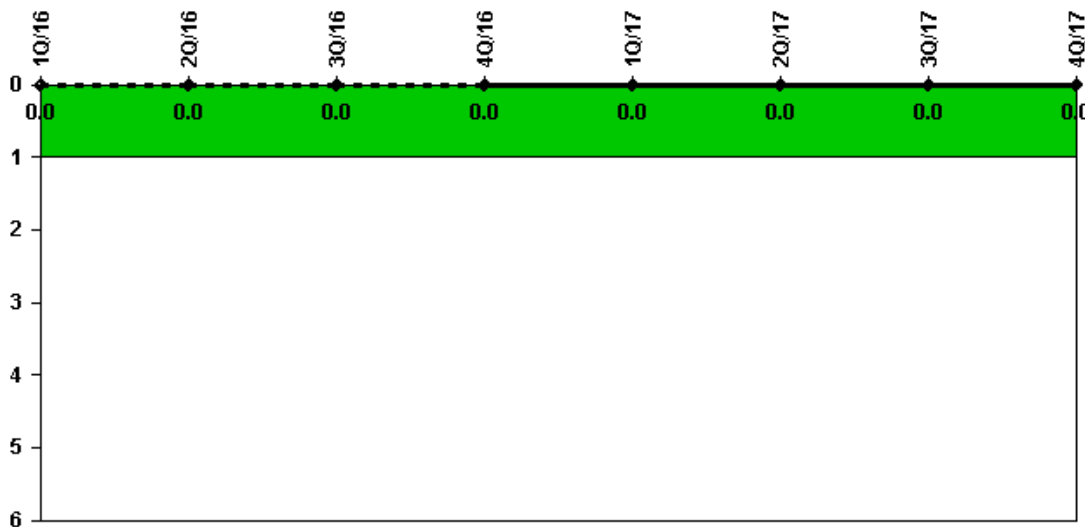
Unplanned Power Changes per 7000 Critical Hrs	1Q/16	2Q/16	3Q/16	4Q/16	1Q/17	2Q/17	3Q/17	4Q/17
Unplanned power changes	0	0	0	0	0	0	0	0
Critical hours	2183.0	2184.0	2208.0	2209.0	2159.0	1704.5	2208.0	2209.0

**Indicator value** 0 0 0 0 0 0 0 0

▲ TOP

Licensee Comments: none

**Unplanned Scrams with Complications**



Thresholds: White > 1.0

**Notes**

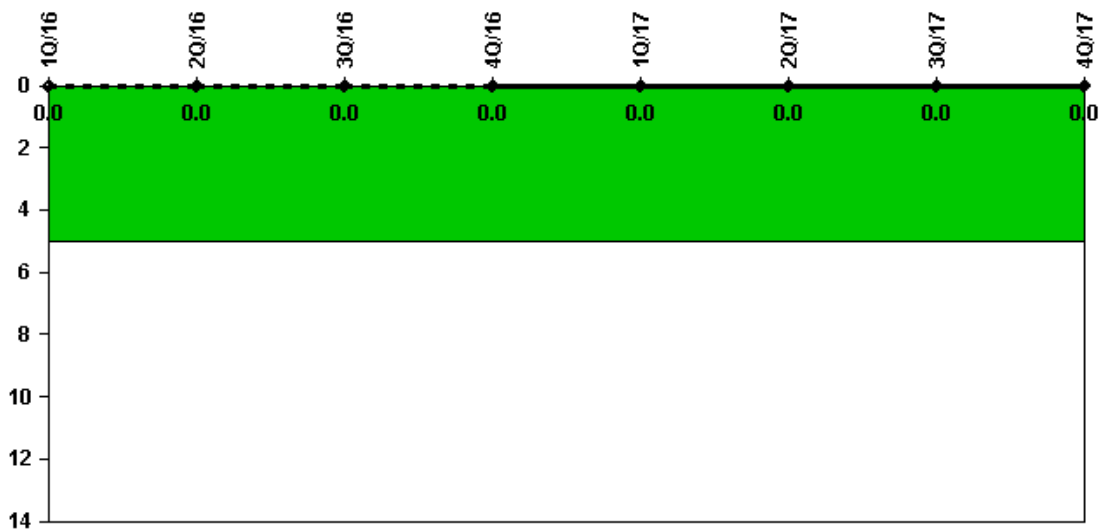
Unplanned Scrams with Complications	1Q/16	2Q/16	3Q/16	4Q/16	1Q/17	2Q/17	3Q/17	4Q/17
Scrams with complications	0	0	0	0	0	0	0	0

**Indicator value** 0.0 0.0 0.0 0.0 0.0 0.0 0.0 0.0

▲ TOP

Licensee Comments: none

### Safety System Functional Failures (PWR)



Thresholds: White > 5.0

**Notes**

Safety System Functional Failures (PWR) 1Q/16 2Q/16 3Q/16 4Q/16 1Q/17 2Q/17 3Q/17 4Q/17

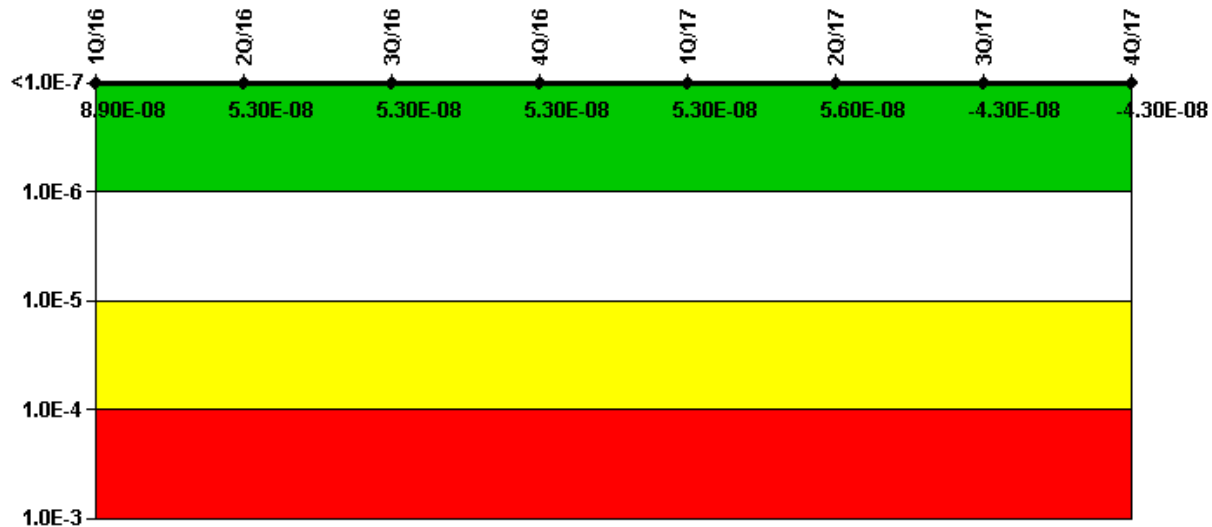
Safety System Functional Failures 0 0 0 0 0 0 0 0

Indicator value 0 0 0 0 0 0 0 0

▲ TOP

Licensee Comments: none

### Mitigating Systems Performance Index, Emergency AC Power System



Thresholds: White > 1.00E-6 Yellow > 1.00E-5 Red > 1.00E-4

**Notes**

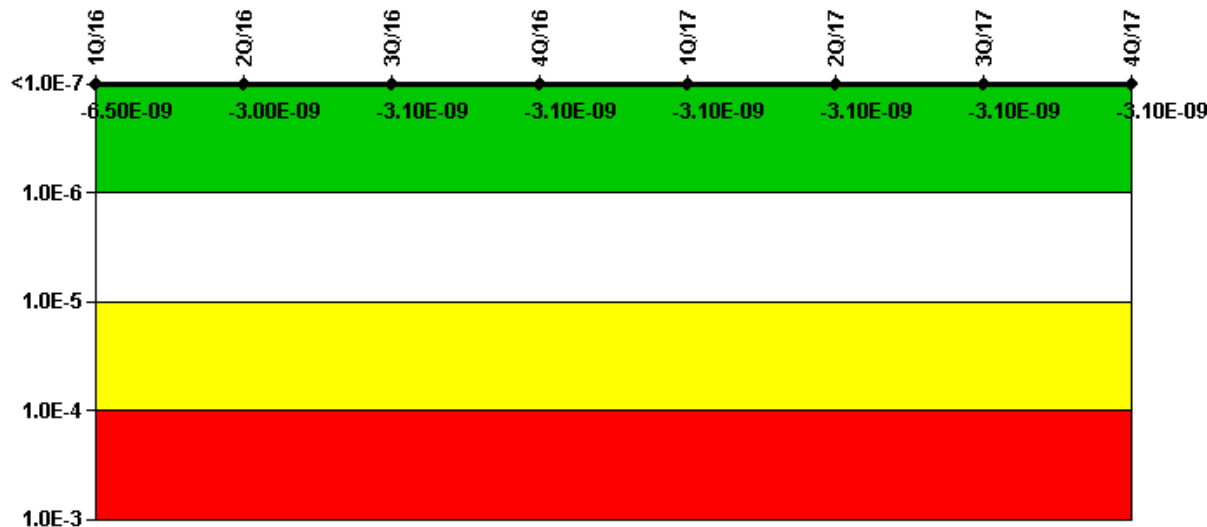
**Mitigating Systems Performance Index, Emergency AC Power System**

	1Q/16	2Q/16	3Q/16	4Q/16	1Q/17	2Q/17	3Q/17	4Q/17
UAI (ΔCDF)	-2.53E-08	-2.64E-08	-2.64E-08	-2.64E-08	-2.64E-08	-3.01E-08	-3.33E-08	-3.33E-08
URI (ΔCDF)	1.14E-07	7.92E-08	7.92E-08	7.92E-08	7.92E-08	8.64E-08	-9.39E-09	-9.39E-09
PLE	NO	NO	NO	NO	NO	NO	NO	NO
<b>Indicator value</b>	<b>8.90E-08</b>	<b>5.30E-08</b>	<b>5.30E-08</b>	<b>5.30E-08</b>	<b>5.30E-08</b>	<b>5.60E-08</b>	<b>-4.30E-08</b>	<b>-4.30E-08</b>

▲ TOP

Licensee Comments: none

**Mitigating Systems Performance Index, High Pressure Injection System**



Thresholds: White > 1.00E-6 Yellow > 1.00E-5 Red > 1.00E-4

**Notes**


**Mitigating Systems Performance Index, High Pressure Injection System**

	1Q/16	2Q/16	3Q/16	4Q/16	1Q/17	2Q/17	3Q/17	4Q/17
UAI (ΔCDF)	-2.41E-09	-8.36E-10	-9.30E-10	-9.31E-10	-9.31E-10	-9.16E-10	-9.16E-10	-9.16E-10
URI (ΔCDF)	-4.07E-09	-2.20E-09	-2.20E-09	-2.20E-09	-2.20E-09	-2.15E-09	-2.15E-09	-2.15E-09
PLE	NO	NO	NO	NO	NO	NO	NO	NO
<b>Indicator value</b>	<b>-6.50E-09</b>	<b>-3.00E-09</b>	<b>-3.10E-09</b>	<b>-3.10E-09</b>	<b>-3.10E-09</b>	<b>-3.10E-09</b>	<b>-3.10E-09</b>	<b>-3.10E-09</b>

▲ TOP

Licensee Comments: none

### Mitigating Systems Performance Index, Heat Removal System



Thresholds: White > 1.00E-6 Yellow > 1.00E-5 Red > 1.00E-4

#### Notes

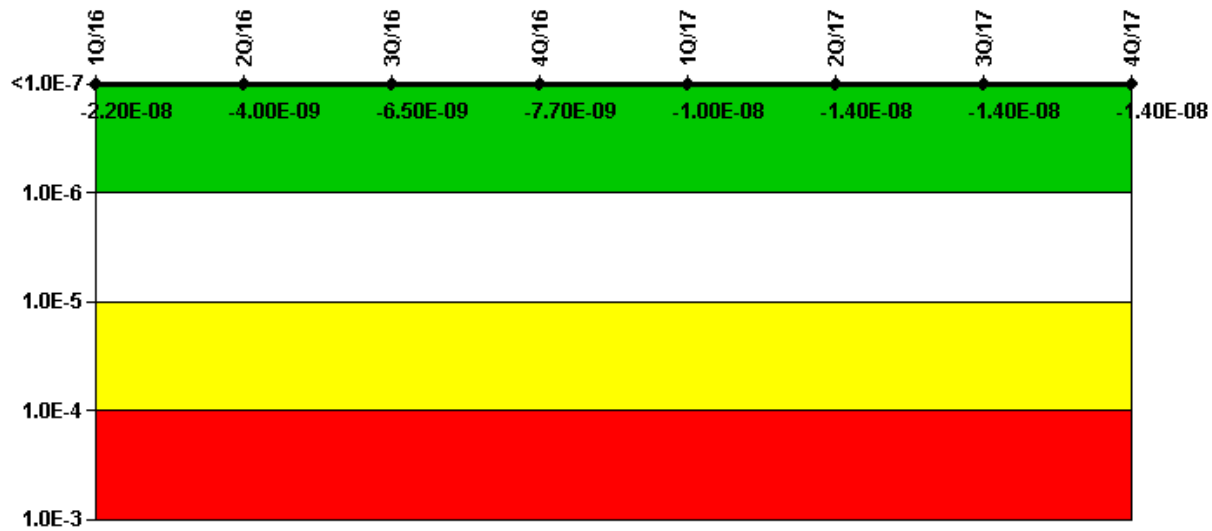
#### Mitigating Systems Performance Index, Heat Removal System

	1Q/16	2Q/16	3Q/16	4Q/16	1Q/17	2Q/17	3Q/17	4Q/17
UAI ( $\Delta$ CDF)	7.67E-09	4.43E-09	9.88E-11	-1.22E-09	-1.22E-09	-6.29E-10	-6.29E-10	-2.17E-08
URI ( $\Delta$ CDF)	1.75E-07	8.79E-08	6.06E-08	-2.87E-08	-2.88E-08	-3.51E-08	-3.51E-08	-3.52E-08
PLE	NO	NO	NO	NO	NO	NO	NO	NO
<b>Indicator value</b>	<b>1.80E-07</b>	<b>9.20E-08</b>	<b>6.10E-08</b>	<b>-3.00E-08</b>	<b>-3.00E-08</b>	<b>-3.60E-08</b>	<b>-3.60E-08</b>	<b>-5.70E-08</b>

TOP

Licensee Comments: none

### Mitigating Systems Performance Index, Residual Heat Removal System



Thresholds: White > 1.00E-6 Yellow > 1.00E-5 Red > 1.00E-4

**Notes**

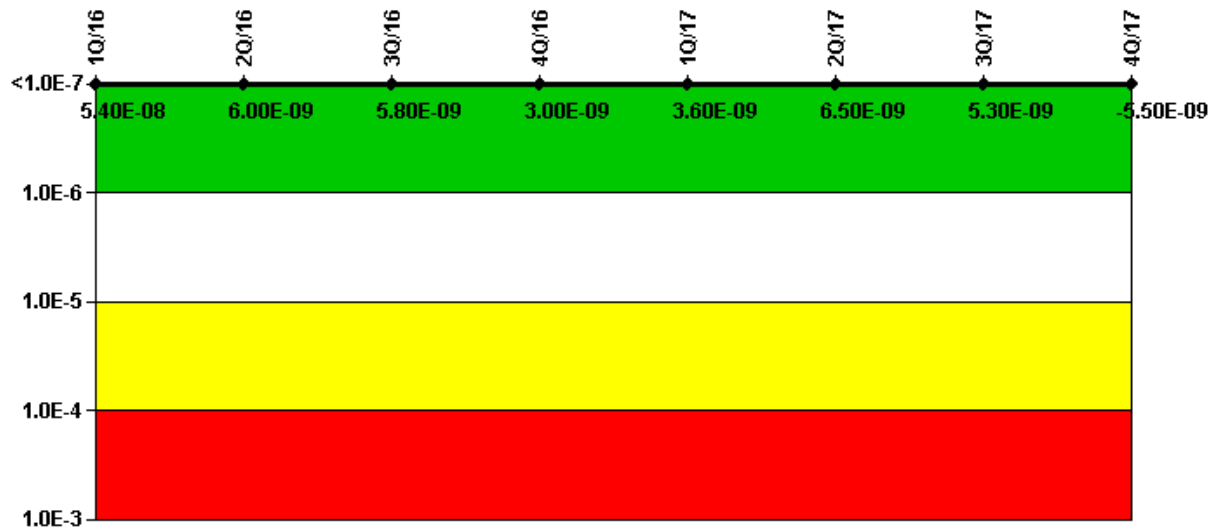
**Mitigating Systems Performance Index, Residual Heat Removal System**

	1Q/16	2Q/16	3Q/16	4Q/16	1Q/17	2Q/17	3Q/17	4Q/17
UAI ( $\Delta$ CDF)	-4.49E-09	5.91E-09	3.41E-09	2.24E-09	-5.47E-10	-4.24E-09	-4.24E-09	-4.24E-09
URI ( $\Delta$ CDF)	-1.77E-08	-9.92E-09	-9.92E-09	-9.92E-09	-9.92E-09	-9.78E-09	-9.78E-09	-9.78E-09
PLE	NO	NO	NO	NO	NO	NO	NO	NO
<b>Indicator value</b>	<b>-2.20E-08</b>	<b>-4.00E-09</b>	<b>-6.50E-09</b>	<b>-7.70E-09</b>	<b>-1.00E-08</b>	<b>-1.40E-08</b>	<b>-1.40E-08</b>	<b>-1.40E-08</b>

▲ TOP

Licensee Comments: none

### Mitigating Systems Performance Index, Cooling Water Systems



Thresholds: White > 1.00E-6 Yellow > 1.00E-5 Red > 1.00E-4

**Notes**

**Mitigating Systems Performance Index, Cooling Water Systems**

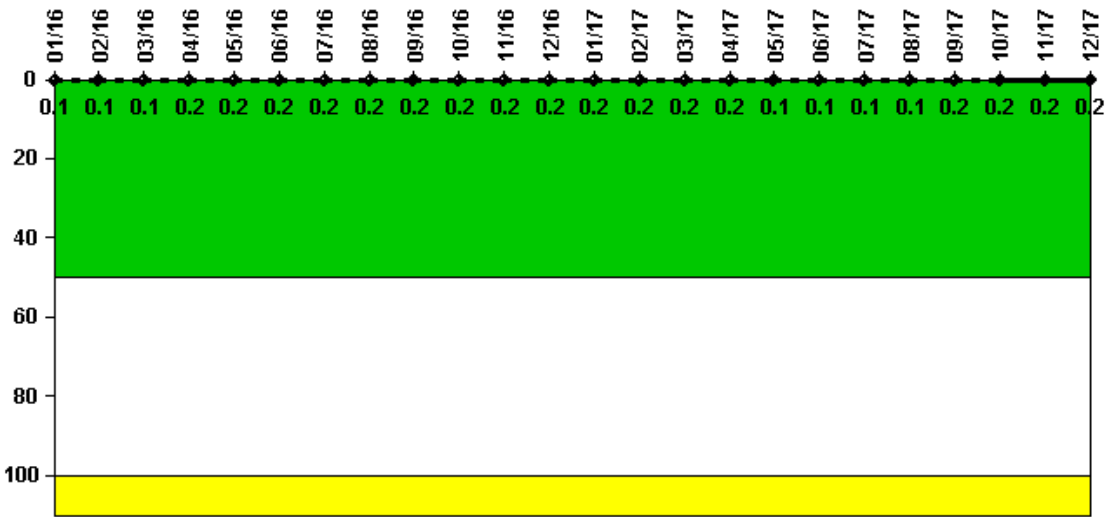
	1Q/16	2Q/16	3Q/16	4Q/16	1Q/17	2Q/17	3Q/17	4Q/17
UAI (ΔCDF)	4.39E-08	9.62E-09	9.37E-09	8.85E-09	9.45E-09	1.59E-08	1.48E-08	3.99E-09
URI (ΔCDF)	1.04E-08	-3.62E-09	-3.62E-09	-5.84E-09	-5.84E-09	-9.46E-09	-9.46E-09	-9.46E-09
PLE	NO	NO	NO	NO	NO	NO	NO	NO
<b>Indicator value</b>	<b>5.40E-08</b>	<b>6.00E-09</b>	<b>5.80E-09</b>	<b>3.00E-09</b>	<b>3.60E-09</b>	<b>6.50E-09</b>	<b>5.30E-09</b>	<b>-5.50E-09</b>

▲ TOP

Licensee Comments: none



### Reactor Coolant System Activity



Thresholds: White > 50.0 Yellow > 100.0


**Notes**

Reactor Coolant System Activity	1/16	2/16	3/16	4/16	5/16	6/16	7/16	8/16	9/16	10/16	11/16	12/16
Maximum activity	0.001310	0.001350	0.001420	0.001560	0.001610	0.001810	0.001720	0.001820	0.002010	0.002040	0.002250	0.002200
Technical specification limit	1.0	1.0	1.0	1.0	1.0	1.0	1.0	1.0	1.0	1.0	1.0	1.0
<b>Indicator value</b>	<b>0.1</b>	<b>0.1</b>	<b>0.1</b>	<b>0.2</b>	<b>0.2</b>	<b>0.2</b>	<b>0.2</b>	<b>0.2</b>	<b>0.2</b>	<b>0.2</b>	<b>0.2</b>	<b>0.2</b>
Reactor Coolant System Activity	1/17	2/17	3/17	4/17	5/17	6/17	7/17	8/17	9/17	10/17	11/17	12/17
Maximum activity	0.002200	0.002400	0.002200	0.001910	0.001020	0.001190	0.001280	0.001350	0.001520	0.001570	0.001660	0.001790
Technical specification limit	1.0	1.0	1.0	1.0	1.0	1.0	1.0	1.0	1.0	1.0	1.0	1.0
<b>Indicator value</b>	<b>0.2</b>	<b>0.2</b>	<b>0.2</b>	<b>0.2</b>	<b>0.1</b>	<b>0.1</b>	<b>0.1</b>	<b>0.1</b>	<b>0.2</b>	<b>0.2</b>	<b>0.2</b>	<b>0.2</b>

TOP

Licensee Comments: none

### Reactor Coolant System Leakage



Thresholds: White > 50.0 Yellow > 100.0

**Notes**

Reactor Coolant System Leakage	1/16	2/16	3/16	4/16	5/16	6/16	7/16	8/16	9/16	10/16	11/16	12/16
Maximum leakage	0.092	0.113	0.104	0.106	0.118	0.237	0.210	0.128	0.137	0.124	0.129	0.107
Technical specification limit	10.0	10.0	10.0	10.0	10.0	10.0	10.0	10.0	10.0	10.0	10.0	10.0

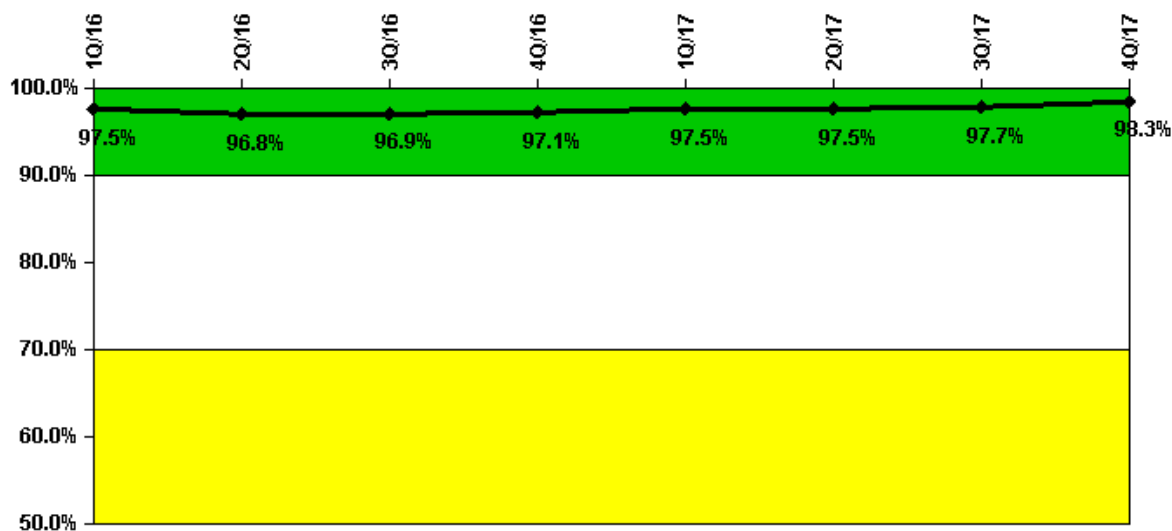
<b>Indicator value</b>	<b>0.9</b>	<b>1.1</b>	<b>1.0</b>	<b>1.1</b>	<b>1.2</b>	<b>2.4</b>	<b>2.1</b>	<b>1.3</b>	<b>1.4</b>	<b>1.2</b>	<b>1.3</b>	<b>1.1</b>
Reactor Coolant System Leakage	1/17	2/17	3/17	4/17	5/17	6/17	7/17	8/17	9/17	10/17	11/17	12/17
Maximum leakage	0.157	0.198	0.310	0.177	0.175	0.151	0.135	0.049	0.047	0.037	0.042	0.040
Technical specification limit	10.0	10.0	10.0	10.0	10.0	10.0	10.0	10.0	10.0	10.0	10.0	10.0

<b>Indicator value</b>	<b>1.6</b>	<b>2.0</b>	<b>3.1</b>	<b>1.8</b>	<b>1.8</b>	<b>1.5</b>	<b>1.4</b>	<b>0.5</b>	<b>0.5</b>	<b>0.4</b>	<b>0.4</b>	<b>0.4</b>
------------------------	------------	------------	------------	------------	------------	------------	------------	------------	------------	------------	------------	------------

▲ TOP

Licensee Comments: none

### Drill/Exercise Performance



Thresholds: White < 90.0% Yellow < 70.0%

#### Notes

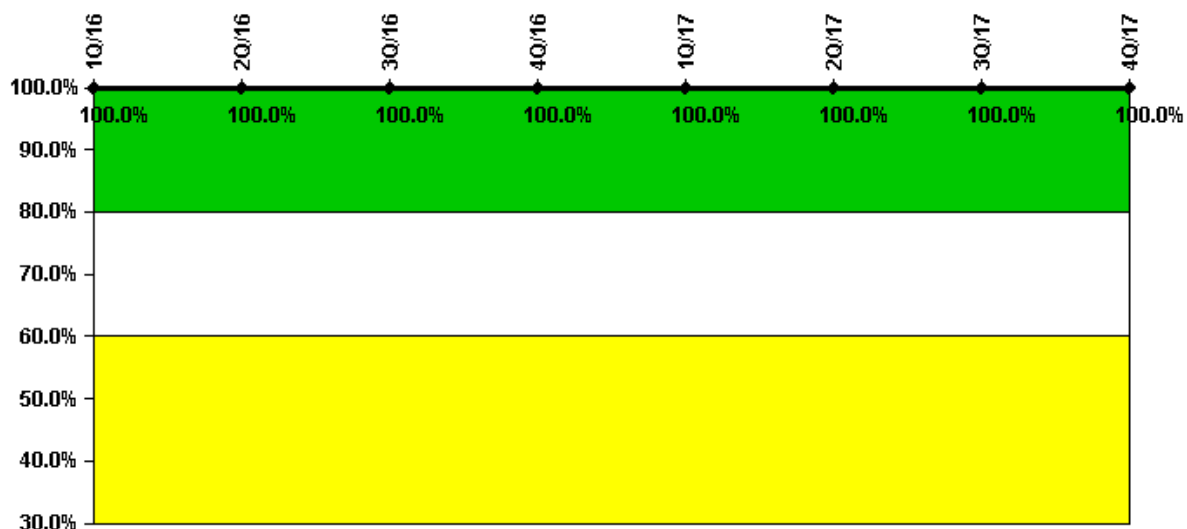
Drill/Exercise Performance	1Q/16	2Q/16	3Q/16	4Q/16	1Q/17	2Q/17	3Q/17	4Q/17
Successful opportunities	46.0	42.0	22.0	44.0	46.0	14.0	66.0	69.0
Total opportunities	46.0	46.0	22.0	44.0	47.0	14.0	67.0	69.0

Indicator value                    97.5% 96.8% 96.9% 97.1% 97.5% 97.5% 97.7% 98.3%

▲ TOP

Licensee Comments: none

### ERO Drill Participation



Thresholds: White < 80.0% Yellow < 60.0%

**Notes**

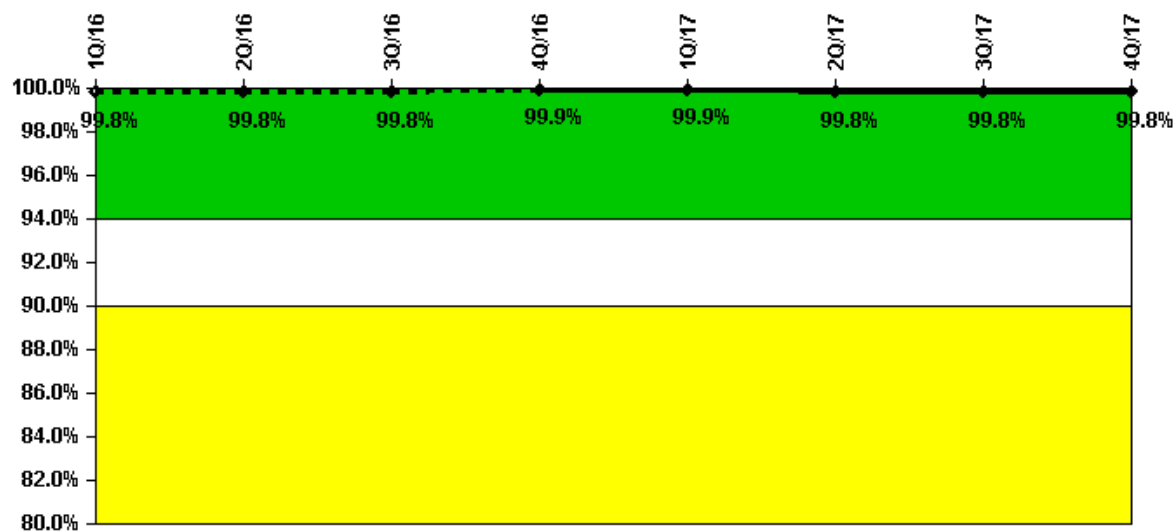
ERO Drill Participation	1Q/16	2Q/16	3Q/16	4Q/16	1Q/17	2Q/17	3Q/17	4Q/17
Participating Key personnel	48.0	54.0	45.0	50.0	53.0	51.0	53.0	57.0
Total Key personnel	48.0	54.0	45.0	50.0	53.0	51.0	53.0	57.0

**Indicator value**            **100.0% 100.0% 100.0% 100.0% 100.0% 100.0% 100.0% 100.0%**

▲ TOP

Licensee Comments: none

### Alert & Notification System



Thresholds: White < 94.0% Yellow < 90.0%

#### Notes

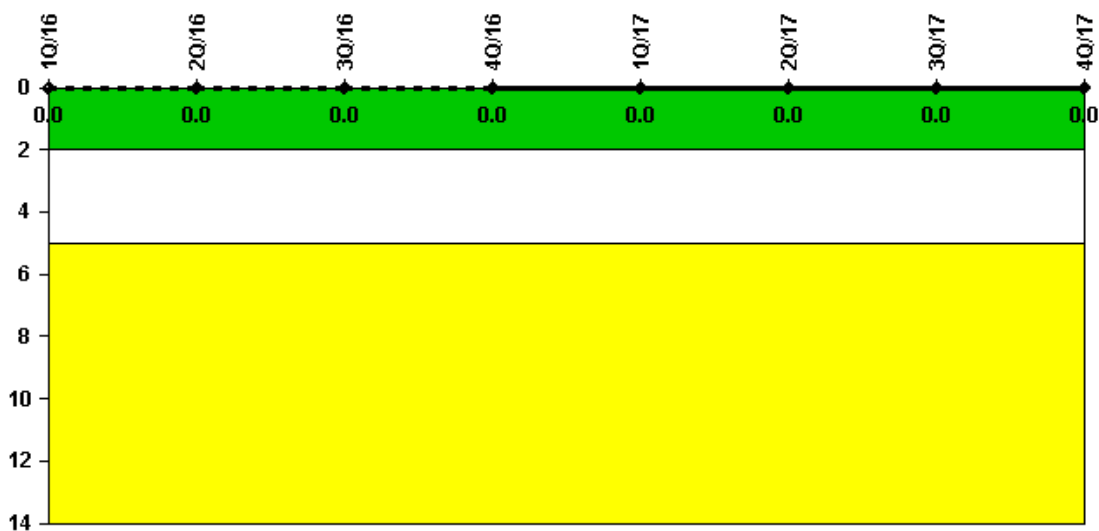
Alert & Notification System	1Q/16	2Q/16	3Q/16	4Q/16	1Q/17	2Q/17	3Q/17	4Q/17
Successful siren-tests	1248	1247	1149	1149	1152	1151	1145	1150
Total sirens-tests	1248	1248	1152	1152	1152	1152	1152	1152

**Indicator value**                    **99.8% 99.8% 99.8% 99.9% 99.9% 99.8% 99.8% 99.8%**

▲ TOP

Licensee Comments: none

### Occupational Exposure Control Effectiveness



Thresholds: White > 2.0 Yellow > 5.0

**Notes**

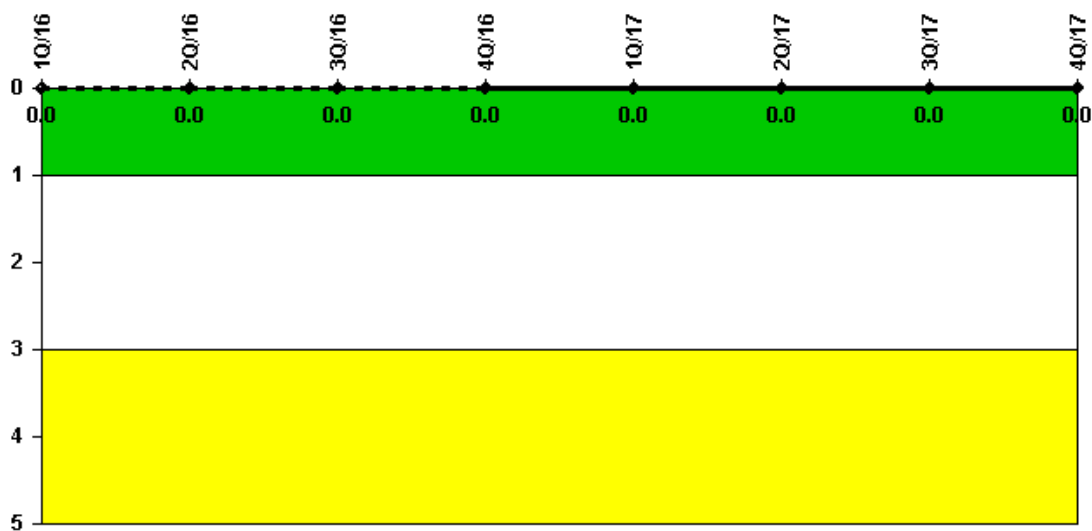
**Occupational Exposure Control Effectiveness** 1Q/16 2Q/16 3Q/16 4Q/16 1Q/17 2Q/17 3Q/17 4Q/17

High radiation area occurrences	0	0	0	0	0	0	0	0
Very high radiation area occurrences	0	0	0	0	0	0	0	0
Unintended exposure occurrences	0	0	0	0	0	0	0	0
<b>Indicator value</b>	<b>0</b>	<b>0</b>	<b>0</b>	<b>0</b>	<b>0</b>	<b>0</b>	<b>0</b>	<b>0</b>

▲ TOP

Licensee Comments: none

### RETS/ODCM Radiological Effluent



Thresholds: White > 1.0 Yellow > 3.0

**Notes**

**RETS/ODCM Radiological Effluent 1Q/16 2Q/16 3Q/16 4Q/16 1Q/17 2Q/17 3Q/17 4Q/17**

RETS/ODCM occurrences                    0    0    0    0    0    0    0    0

**Indicator value**                            0    0    0    0    0    0    0    0

▲ TOP

Licensee Comments: none

Although the Security Cornerstone is included in the Reactor Oversight Process assessment program, the Commission has decided that specific information related to findings and performance indicators pertaining to the Security Cornerstone will not be publicly available to ensure that security information is not provided to a possible adversary. Other than the fact that a finding or performance indicator is Green or Greater-Than-Green, security related information will not be displayed on the public web page.

Current data as of: February 1, 2018

Page Last Reviewed/Updated Monday, November 06, 2017