



Home > Nuclear Reactors > Operating Reactors > Reactor Oversight Process > Plant Summaries > Dresden 3 > Quarterly Performance Indicators

Dresden 3 – Quarterly Performance Indicators

4Q/2017 Performance Indicators

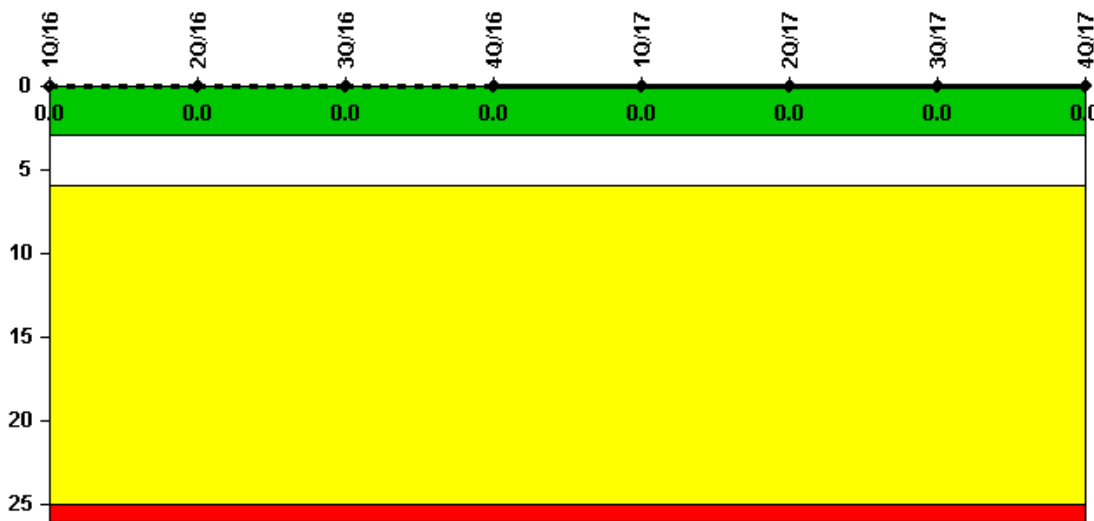
The solid trend line represents the current reporting period.

Licensee's General Comments: none

On this page:

- Unplanned Scrams (IE01)
- Unplanned Power Changes per 7000 Critical Hours (IE03)
- Unplanned Scrams with Complications (IE04)
- Safety System Functional Failures (MS05)
- Emergency AC Power Systems (MS06)
- High Pressure Injection Systems (MS07)
- Heat Removal Systems (MS08)
- Residual Heat Removal Systems (MS09)
- Cooling Water Systems (MS10)
- Reactor Coolant System Activity (BI01)
- Reactor Coolant System Leakage (BI02)
- Drill/Exercise Performance (EP01)
- Emergency Response Organization Drill Participation (EP02)
- Alert and Notification System Reliability (EP03)
- Occupational Exposure Control Effectiveness (OR01)
- RETS/OCDM Radiological Effluent Occurrence (PR01)
- Protected Area Equipment (PP01)

Unplanned Scrams per 7000 Critical Hrs



Thresholds: White > 3.0 Yellow > 6.0 Red > 25.0

Notes

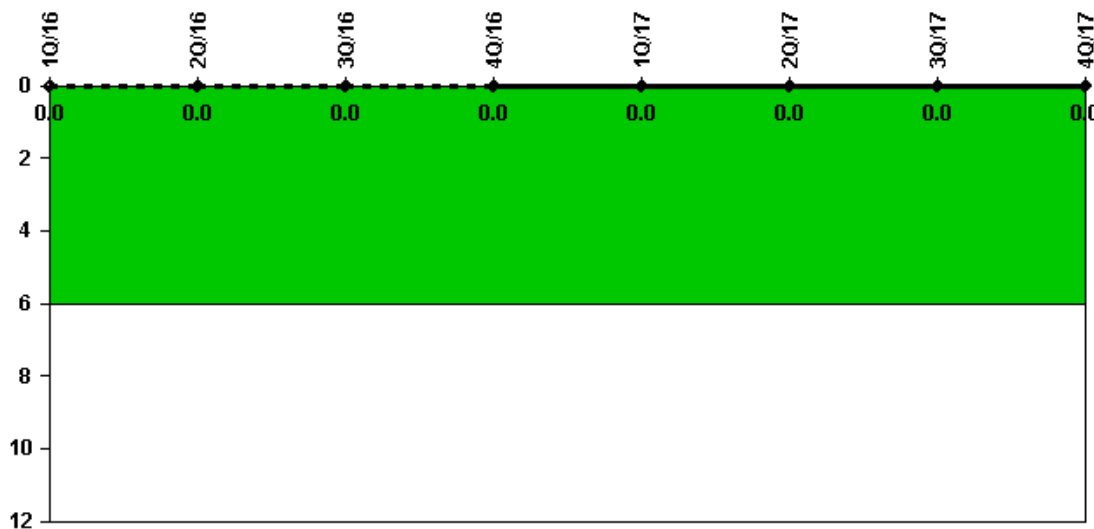
Unplanned Scrams per 7000 Critical Hrs	1Q/16	2Q/16	3Q/16	4Q/16	1Q/17	2Q/17	3Q/17	4Q/17
Unplanned scrams	0	0	0	0	0	0	0	0
Critical hours	2183.0	2184.0	2208.0	1821.7	2159.0	2184.0	2208.0	2209.0

Indicator value	0	0	0	0	0	0	0	0
-----------------	---	---	---	---	---	---	---	---

TOP

Licensee Comments: none

Unplanned Power Changes per 7000 Critical Hrs



Thresholds: White > 6.0

Notes

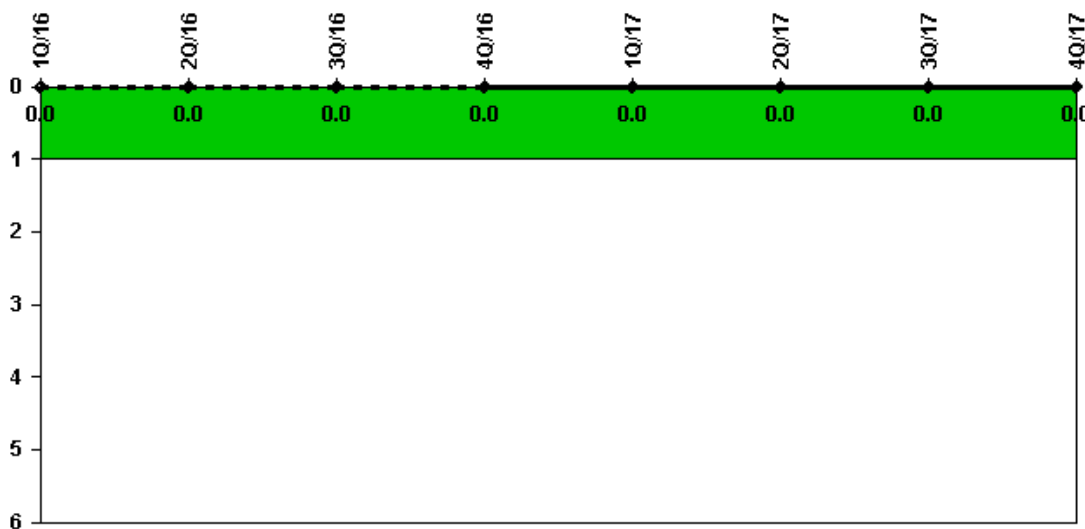
Unplanned Power Changes per 7000 Critical Hrs	1Q/16	2Q/16	3Q/16	4Q/16	1Q/17	2Q/17	3Q/17	4Q/17
Unplanned power changes	0	0	0	0	0	0	0	0
Critical hours	2183.0	2184.0	2208.0	1821.7	2159.0	2184.0	2208.0	2209.0

Indicator value 0 0 0 0 0 0 0 0

▲ TOP

Licensee Comments: none

Unplanned Scrams with Complications



Thresholds: White > 1.0

Notes

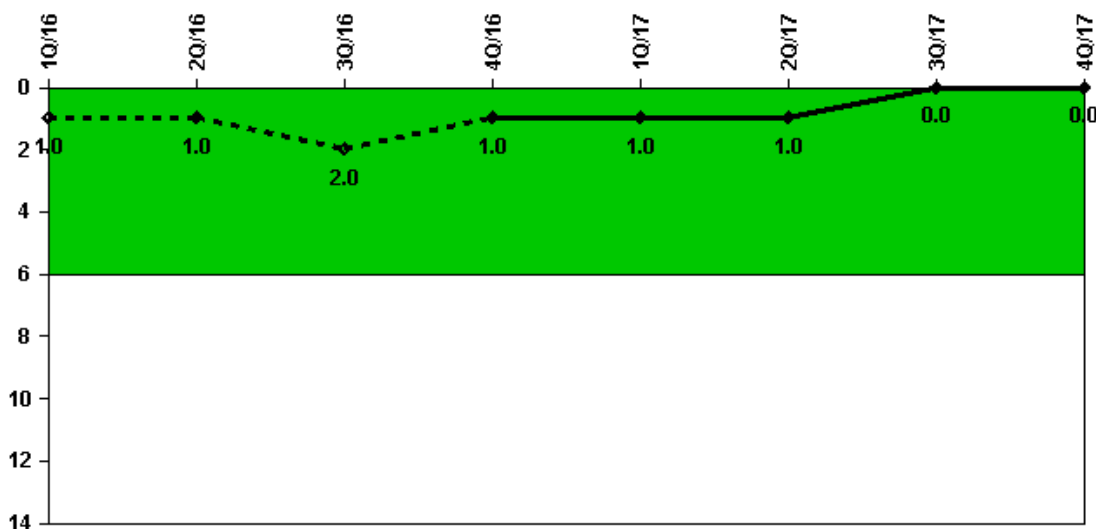
Unplanned Scrams with Complications	1Q/16	2Q/16	3Q/16	4Q/16	1Q/17	2Q/17	3Q/17	4Q/17
Scrams with complications	0	0	0	0	0	0	0	0

Indicator value 0.0 0.0 0.0 0.0 0.0 0.0 0.0 0.0

▲ TOP

Licensee Comments: none

Safety System Functional Failures (BWR)



Thresholds: White > 6.0

Notes

Safety System Functional Failures (BWR) 1Q/16 2Q/16 3Q/16 4Q/16 1Q/17 2Q/17 3Q/17 4Q/17

Safety System Functional Failures 0 0 1 0 0 0 0 0


Indicator value 1 1 2 1 1 1 0 0

▲ TOP

Licensee Comments:

3Q/16: LER 249/2016-001-00, "Alert Declared from Unit 3 HPCI Auxiliary Oil Pump Motor Fire," dated 8/25/2016

Mitigating Systems Performance Index, Emergency AC Power System



Thresholds: White > 1.00E-6 Yellow > 1.00E-5 Red > 1.00E-4

Notes

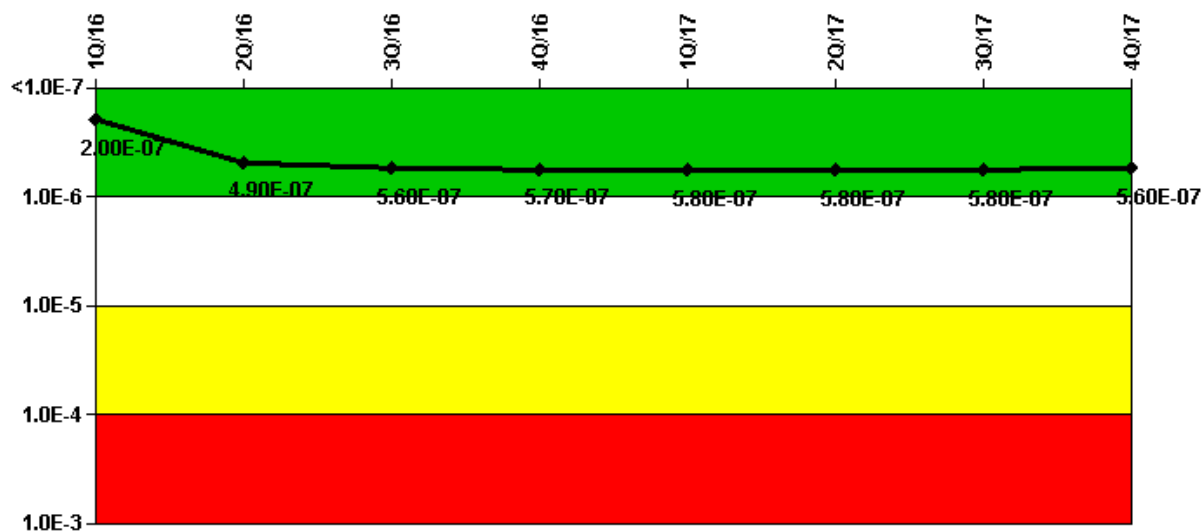
Mitigating Systems Performance Index, Emergency AC Power System

	1Q/16	2Q/16	3Q/16	4Q/16	1Q/17	2Q/17	3Q/17	4Q/17
UAI (Δ CDF)	2.69E-11	0.00E+00	0.00E+00	0.00E+00	0.00E+00	0.00E+00	0.00E+00	0.00E+00
URI (Δ CDF)	-1.44E-10	4.42E-10	4.44E-10	4.54E-10	5.31E-10	5.21E-10	5.35E-10	5.56E-10
PLE	NO	NO	NO	NO	NO	NO	NO	NO
Indicator value	-1.20E-10	4.40E-10	4.40E-10	4.50E-10	5.30E-10	5.20E-10	5.30E-10	5.60E-10

TOP

Licensee Comments: none

Mitigating Systems Performance Index, High Pressure Injection System



Thresholds: White > 1.00E-6 Yellow > 1.00E-5 Red > 1.00E-4

Notes


Mitigating Systems Performance Index, High Pressure Injection System

	1Q/16	2Q/16	3Q/16	4Q/16	1Q/17	2Q/17	3Q/17	4Q/17
UAI (Δ CDF)	-9.19E-09	1.68E-08	8.72E-08	9.44E-08	1.07E-07	1.07E-07	1.07E-07	8.63E-08
URI (Δ CDF)	2.04E-07	4.74E-07	4.74E-07	4.74E-07	4.74E-07	4.74E-07	4.74E-07	4.74E-07
PLE	NO	NO	NO	NO	NO	NO	NO	NO
Indicator value	2.00E-07	4.90E-07	5.60E-07	5.70E-07	5.80E-07	5.80E-07	5.80E-07	5.60E-07

▲ TOP

Licensee Comments: none

Mitigating Systems Performance Index, Heat Removal System



Thresholds: White > 1.00E-6 Yellow > 1.00E-5 Red > 1.00E-4

Notes

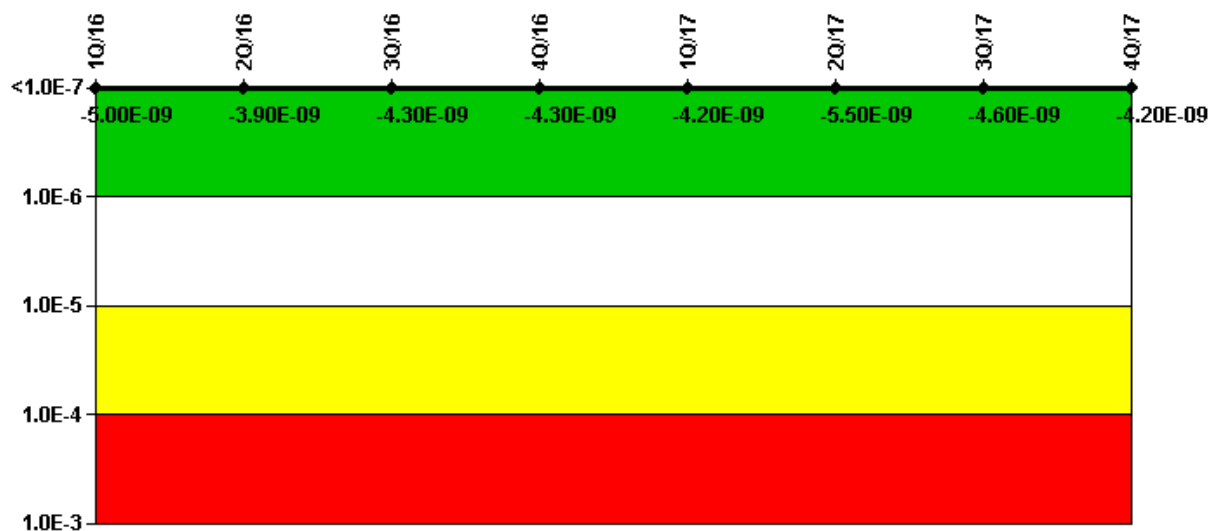
Mitigating Systems Performance Index, Heat Removal System

	1Q/16	2Q/16	3Q/16	4Q/16	1Q/17	2Q/17	3Q/17	4Q/17
UAI (Δ CDF)	-5.43E-09	-5.43E-09	-5.43E-09	-5.43E-09	-5.43E-09	-5.43E-09	-5.43E-09	-5.43E-09
URI (Δ CDF)	-9.23E-11	-1.05E-10	-1.09E-10	-1.29E-10	-1.45E-10	-1.53E-10	-1.53E-10	-1.53E-10
PLE	NO	NO	NO	NO	NO	NO	NO	NO
Indicator value	-5.50E-09	-5.50E-09	-5.50E-09	-5.60E-09	-5.60E-09	-5.60E-09	-5.60E-09	-5.60E-09

▲ TOP

Licensee Comments: none

Mitigating Systems Performance Index, Residual Heat Removal System



Thresholds: White > 1.00E-6 Yellow > 1.00E-5 Red > 1.00E-4

Notes

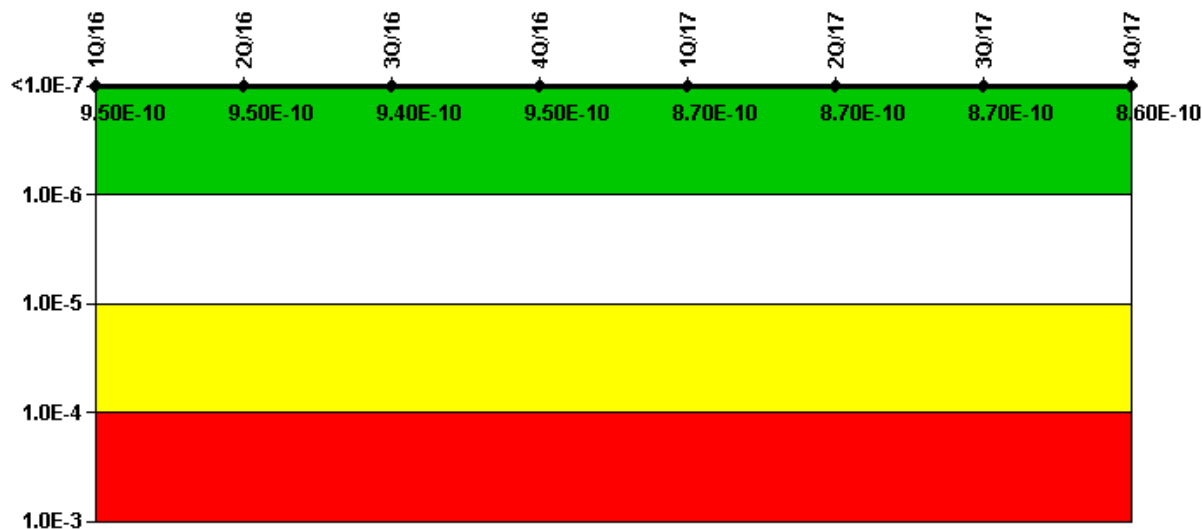
Mitigating Systems Performance Index, Residual Heat Removal System

	1Q/16	2Q/16	3Q/16	4Q/16	1Q/17	2Q/17	3Q/17	4Q/17
UAI (Δ CDF)	-9.02E-10	2.35E-10	2.35E-10	3.33E-10	3.60E-10	-9.69E-10	-7.79E-10	2.18E-10
URI (Δ CDF)	-4.08E-09	-4.17E-09	-4.49E-09	-4.58E-09	-4.59E-09	-4.55E-09	-4.55E-09	-4.42E-09
PLE	NO	NO	NO	NO	NO	NO	NO	NO
Indicator value	-5.00E-09	-3.90E-09	-4.30E-09	-4.30E-09	-4.20E-09	-5.50E-09	-4.60E-09	-4.20E-09

▲ TOP

Licensee Comments: none

Mitigating Systems Performance Index, Cooling Water Systems



Thresholds: White > 1.00E-6 Yellow > 1.00E-5 Red > 1.00E-4

Notes

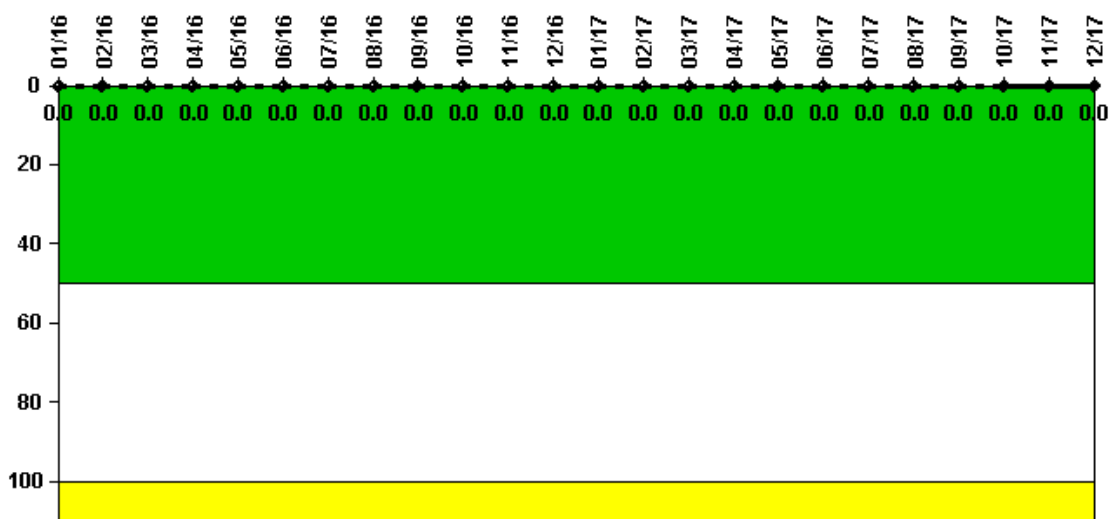
Mitigating Systems Performance Index, Cooling Water Systems

	1Q/16	2Q/16	3Q/16	4Q/16	1Q/17	2Q/17	3Q/17	4Q/17
UAI (ΔCDF)	8.86E-10	8.86E-10	8.86E-10	8.95E-10	8.95E-10	8.95E-10	8.95E-10	8.82E-10
URI (ΔCDF)	6.06E-11	6.06E-11	5.48E-11	5.51E-11	-2.12E-11	-2.07E-11	-2.10E-11	-2.03E-11
PLE	NO	NO	NO	NO	NO	NO	NO	NO
Indicator value	9.50E-10	9.50E-10	9.40E-10	9.50E-10	8.70E-10	8.70E-10	8.70E-10	8.60E-10

▲ TOP

Licensee Comments: none

Reactor Coolant System Activity



Thresholds: White > 50.0 Yellow > 100.0

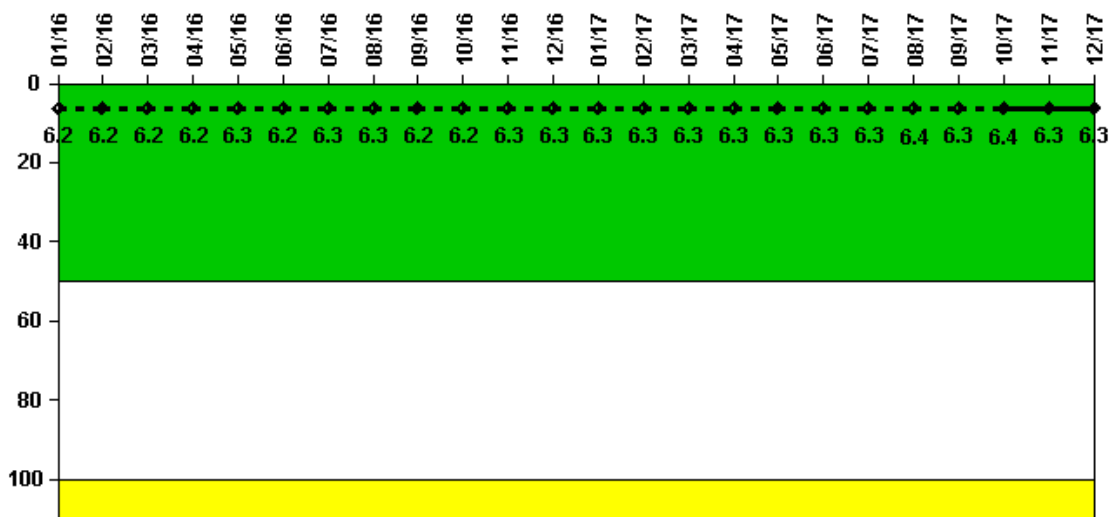
Notes

Reactor Coolant System Activity	1/16	2/16	3/16	4/16	5/16	6/16	7/16	8/16	9/16	10/16	11/16	12/16
Maximum activity	0.000008	0.000007	0.000016	0.000017	0.000023	0.000022	0.000023	0.000020	0.000022	0.000023	0.000004	0.000005
Technical specification limit	0.2	0.2	0.2	0.2	0.2	0.2	0.2	0.2	0.2	0.2	0.2	0.2
Indicator value	0	0	0	0	0	0	0	0	0	0	0	0
Reactor Coolant System Activity	1/17	2/17	3/17	4/17	5/17	6/17	7/17	8/17	9/17	10/17	11/17	12/17
Maximum activity	0.000009	0.000009	0.000009	0.000010	0.000009	0.000007	0.000007	0.000005	0.000006	0.000007	0.000007	0.000007
Technical specification limit	0.2	0.2	0.2	0.2	0.2	0.2	0.2	0.2	0.2	0.2	0.2	0.2
Indicator value	0	0	0	0	0	0	0	0	0	0	0	0

TOP

Licensee Comments: none

Reactor Coolant System Leakage



Thresholds: White > 50.0 Yellow > 100.0

Notes

Reactor Coolant System Leakage	1/16	2/16	3/16	4/16	5/16	6/16	7/16	8/16	9/16	10/16	11/16	12/16
Maximum leakage	1.552	1.547	1.558	1.560	1.572	1.558	1.570	1.568	1.562	1.553	1.568	1.572
Technical specification limit	25.0	25.0	25.0	25.0	25.0	25.0	25.0	25.0	25.0	25.0	25.0	25.0

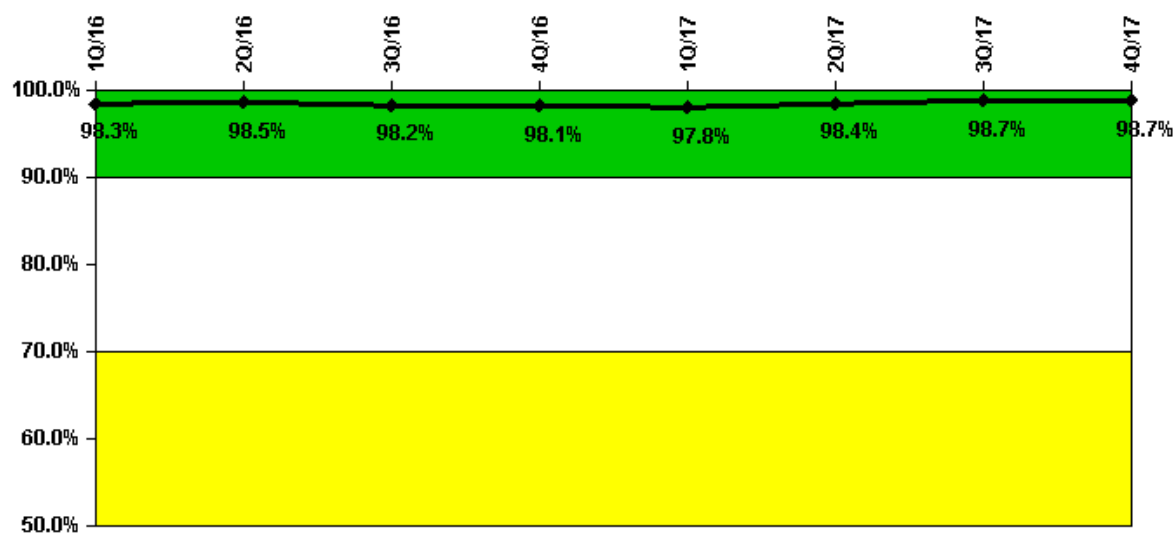
Indicator value	6.2	6.2	6.2	6.2	6.3	6.2	6.3	6.3	6.2	6.2	6.3	6.3
Reactor Coolant System Leakage	1/17	2/17	3/17	4/17	5/17	6/17	7/17	8/17	9/17	10/17	11/17	12/17
Maximum leakage	1.570	1.572	1.578	1.567	1.578	1.575	1.585	1.600	1.587	1.588	1.580	1.582
Technical specification limit	25.0	25.0	25.0	25.0	25.0	25.0	25.0	25.0	25.0	25.0	25.0	25.0

Indicator value	6.3	6.3	6.3	6.3	6.3	6.3	6.3	6.4	6.3	6.4	6.3	6.3
------------------------	------------	------------	------------	------------	------------	------------	------------	------------	------------	------------	------------	------------

▲ TOP

Licensee Comments: none

Drill/Exercise Performance



Thresholds: White < 90.0% Yellow < 70.0%

Notes

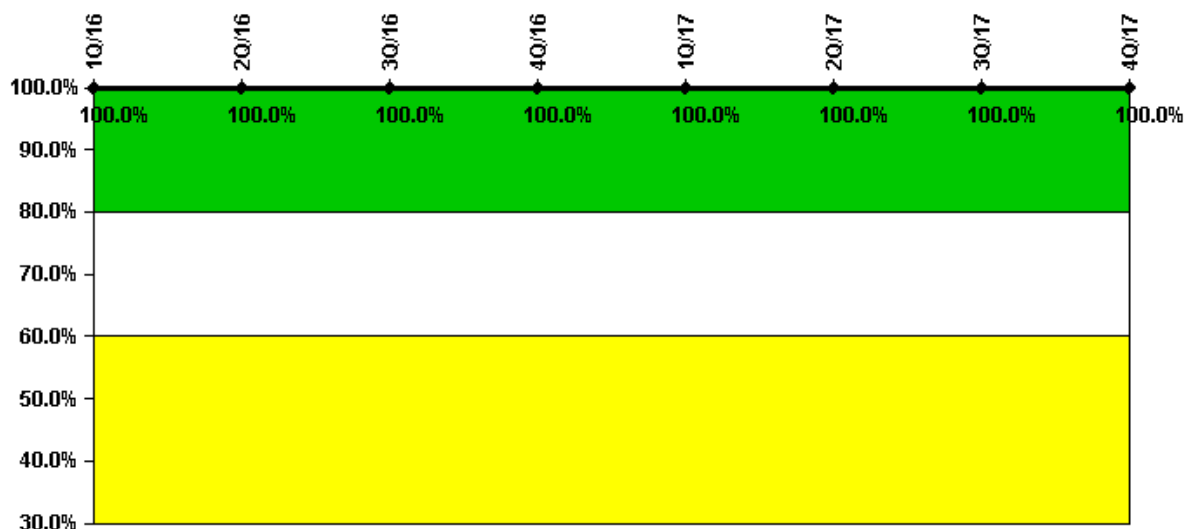
Drill/Exercise Performance	1Q/16	2Q/16	3Q/16	4Q/16	1Q/17	2Q/17	3Q/17	4Q/17
Successful opportunities	31.0	80.0	44.0	33.0	34.0	70.0	48.0	28.0
Total opportunities	32.0	80.0	47.0	33.0	35.0	70.0	48.0	28.0

Indicator value **98.3% 98.5% 98.2% 98.1% 97.8% 98.4% 98.7% 98.7%**

▲ TOP

Licensee Comments: none

ERO Drill Participation



Thresholds: White < 80.0% Yellow < 60.0%

Notes

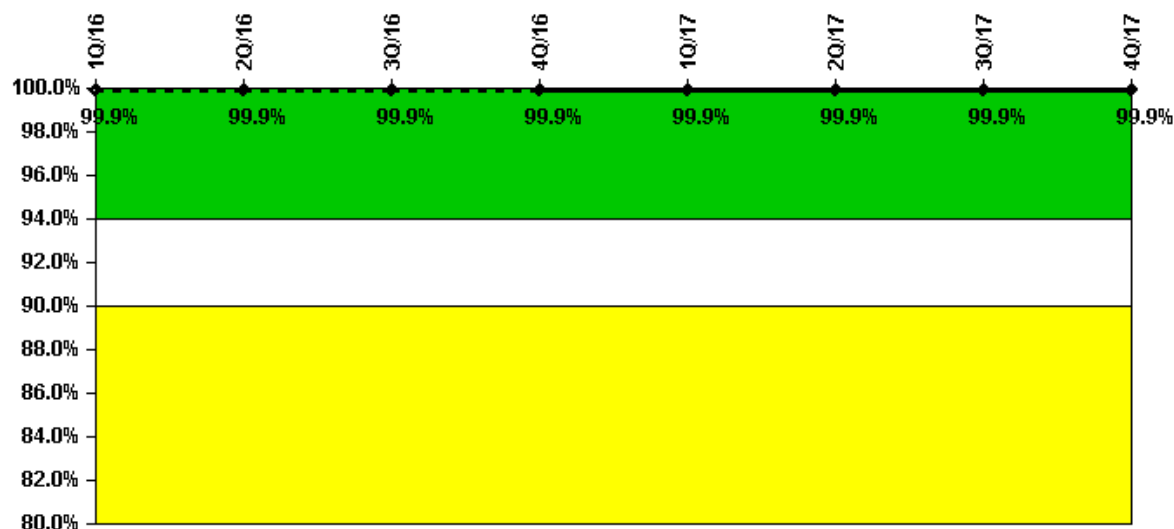
ERO Drill Participation	1Q/16	2Q/16	3Q/16	4Q/16	1Q/17	2Q/17	3Q/17	4Q/17
Participating Key personnel	70.0	64.0	64.0	65.0	65.0	64.0	61.0	65.0
Total Key personnel	70.0	64.0	64.0	65.0	65.0	64.0	61.0	65.0

Indicator value **100.0% 100.0% 100.0% 100.0% 100.0% 100.0% 100.0% 100.0%**

▲ TOP

Licensee Comments: none

Alert & Notification System



Thresholds: White < 94.0% Yellow < 90.0%

Notes

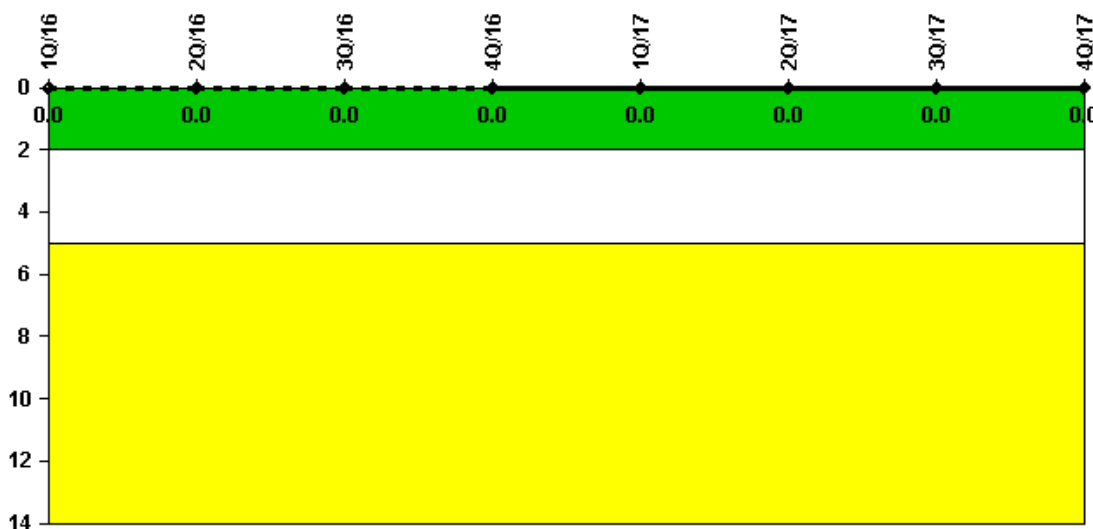
Alert & Notification System	1Q/16	2Q/16	3Q/16	4Q/16	1Q/17	2Q/17	3Q/17	4Q/17
Successful siren-tests	2942	2942	2937	2852	2986	2941	2892	2897
Total sirens-tests	2944	2944	2944	2852	2990	2944	2898	2898

Indicator value **99.9% 99.9% 99.9% 99.9% 99.9% 99.9% 99.9% 99.9%**

▲ TOP

Licensee Comments: none

Occupational Exposure Control Effectiveness



Thresholds: White > 2.0 Yellow > 5.0

Notes

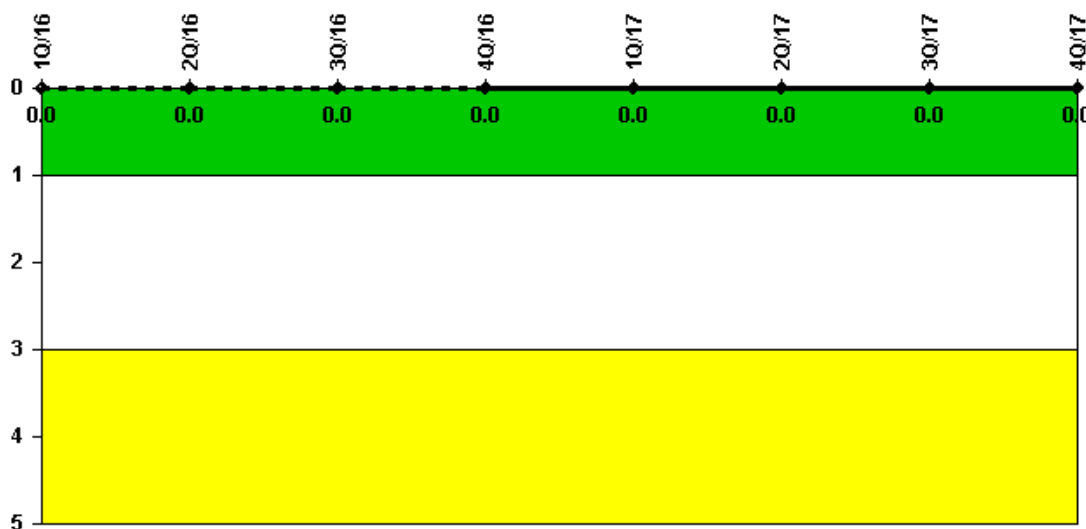
Occupational Exposure Control Effectiveness 1Q/16 2Q/16 3Q/16 4Q/16 1Q/17 2Q/17 3Q/17 4Q/17

High radiation area occurrences	0	0	0	0	0	0	0	0
Very high radiation area occurrences	0	0	0	0	0	0	0	0
Unintended exposure occurrences	0	0	0	0	0	0	0	0
Indicator value	0	0	0	0	0	0	0	0

TOP

Licensee Comments: none

RETS/ODCM Radiological Effluent



Thresholds: White > 1.0 Yellow > 3.0

Notes

RETS/ODCM Radiological Effluent 1Q/16 2Q/16 3Q/16 4Q/16 1Q/17 2Q/17 3Q/17 4Q/17

RETS/ODCM occurrences 0 0 0 0 0 0 0 0

Indicator value 0 0 0 0 0 0 0 0

▲ TOP

Licensee Comments: none

Although the Security Cornerstone is included in the Reactor Oversight Process assessment program, the Commission has decided that specific information related to findings and performance indicators pertaining to the Security Cornerstone will not be publicly available to ensure that security information is not provided to a possible adversary. Other than the fact that a finding or performance indicator is Green or Greater-Than-Green, security related information will not be displayed on the public web page.

Current data as of: February 1, 2018

Page Last Reviewed/Updated Monday, November 06, 2017