



Home > Nuclear Reactors > Operating Reactors > Reactor Oversight Process > Plant Summaries > D.C. Cook 2 > Quarterly Performance Indicators

D.C. Cook 2 – Quarterly Performance Indicators

4Q/2017 Performance Indicators

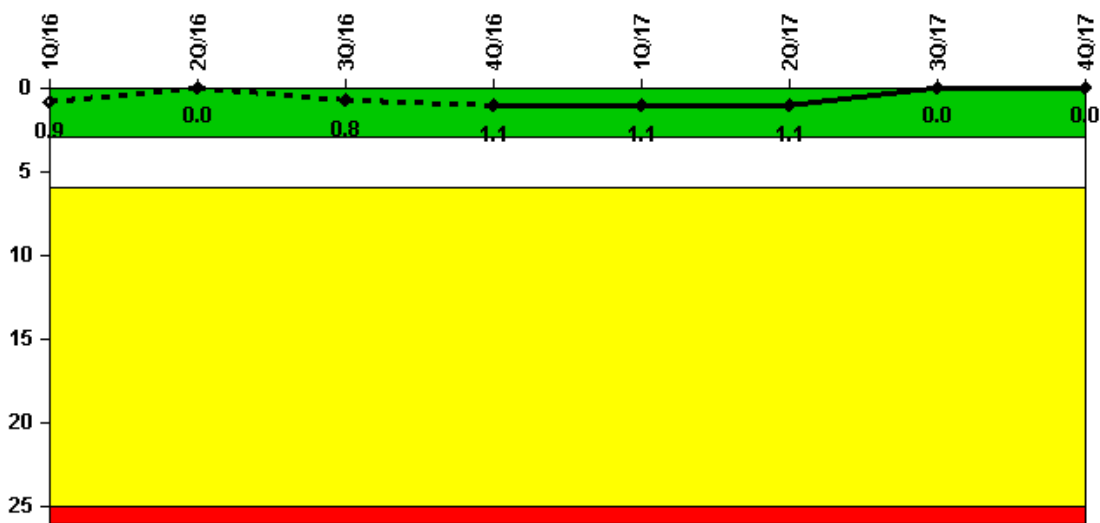
The solid trend line represents the current reporting period.

Licensee's General Comments: none

On this page:

- Unplanned Scrams (IE01)
- Unplanned Power Changes per 7000 Critical Hours (IE03)
- Unplanned Scrams with Complications (IE04)
- Safety System Functional Failures (MS05)
- Emergency AC Power Systems (MS06)
- High Pressure Injection Systems (MS07)
- Heat Removal Systems (MS08)
- Residual Heat Removal Systems (MS09)
- Cooling Water Systems (MS10)
- Reactor Coolant System Activity (BI01)
- Reactor Coolant System Leakage (BI02)
- Drill/Exercise Performance (EP01)
- Emergency Response Organization Drill Participation (EP02)
- Alert and Notification System Reliability (EP03)
- Occupational Exposure Control Effectiveness (OR01)
- RETS/OCDM Radiological Effluent Occurrence (PR01)
- Protected Area Equipment (PP01)

Unplanned Scrams per 7000 Critical Hrs



Thresholds: White > 3.0 Yellow > 6.0 Red > 25.0

Notes

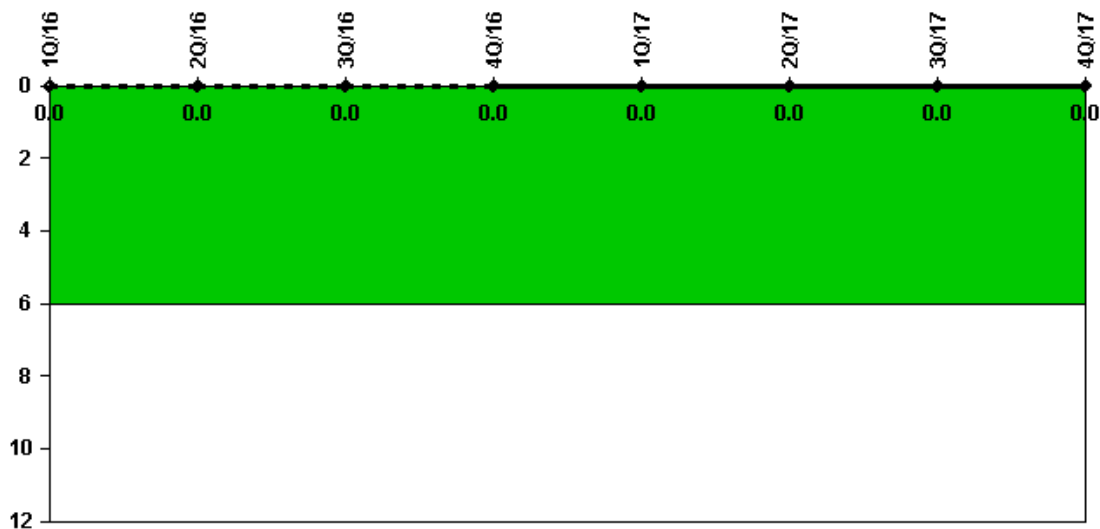
Unplanned Scrams per 7000 Critical Hrs	1Q/16	2Q/16	3Q/16	4Q/16	1Q/17	2Q/17	3Q/17	4Q/17
Unplanned scrams	0	0	1.0	0	0	0	0	0
Critical hours	2183.0	2184.0	2056.0	96.0	2152.9	2184.0	2208.0	2209.0

Indicator value	0.9	0	0.8	1.1	1.1	1.1	0	0
-----------------	-----	---	-----	-----	-----	-----	---	---

▲ TOP

Licensee Comments: none

Unplanned Power Changes per 7000 Critical Hrs



Thresholds: White > 6.0

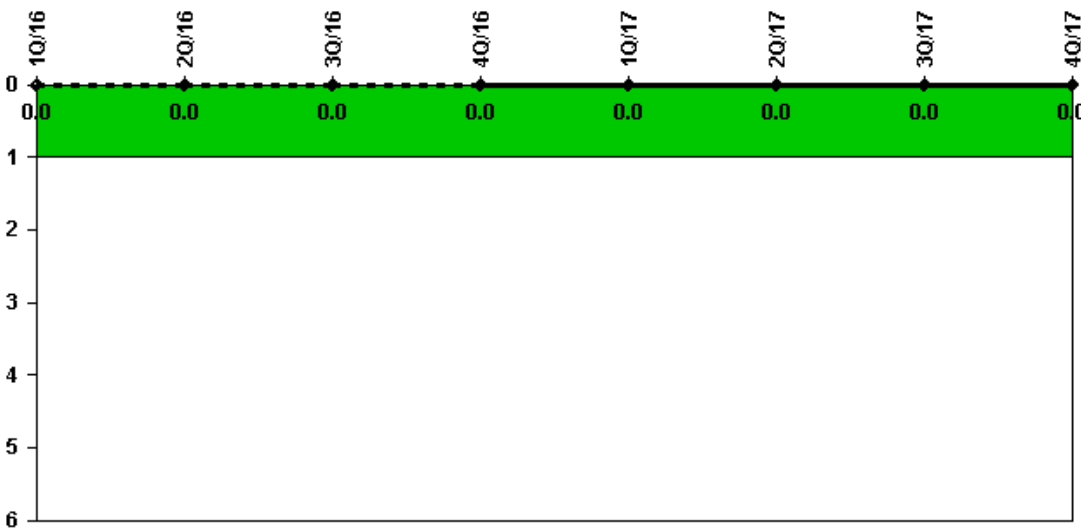
Notes

Unplanned Power Changes per 7000 Critical Hrs	1Q/16	2Q/16	3Q/16	4Q/16	1Q/17	2Q/17	3Q/17	4Q/17
Unplanned power changes	0	0	0	0	0	0	0	0
Critical hours	2183.0	2184.0	2056.0	96.0	2152.9	2184.0	2208.0	2209.0
Indicator value	0	0	0	0	0	0	0	0

▲ TOP

Licensee Comments: none

Unplanned Scrams with Complications



Thresholds: White > 1.0

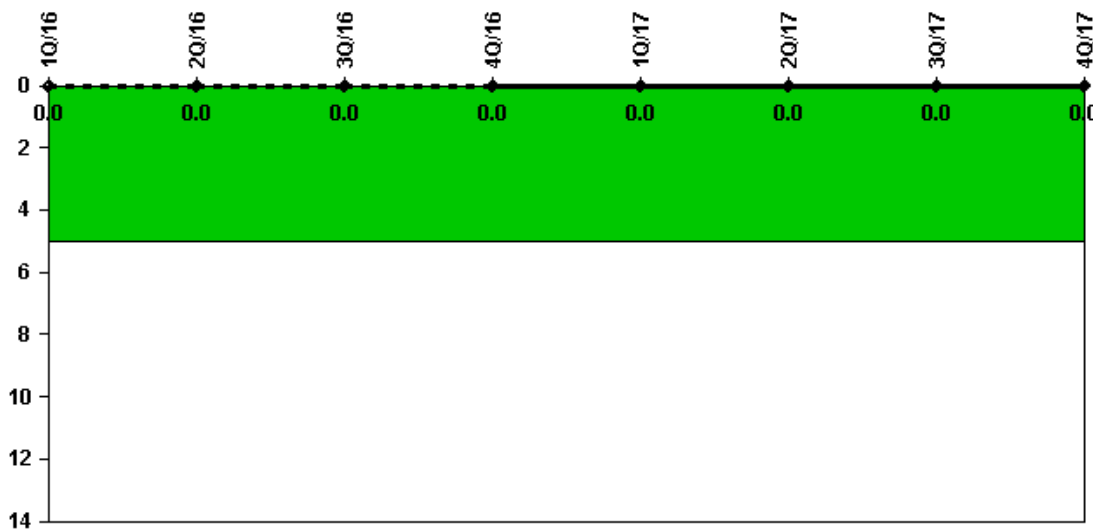
Notes

Unplanned Scrams with Complications	1Q/16	2Q/16	3Q/16	4Q/16	1Q/17	2Q/17	3Q/17	4Q/17
Scrams with complications	0	0	0	0	0	0	0	0
Indicator value	0.0	0.0	0.0	0.0	0.0	0.0	0.0	0.0

▲ TOP

Licensee Comments: none

Safety System Functional Failures (PWR)



Thresholds: White > 5.0

Notes

Safety System Functional Failures (PWR) 1Q/16 2Q/16 3Q/16 4Q/16 1Q/17 2Q/17 3Q/17 4Q/17

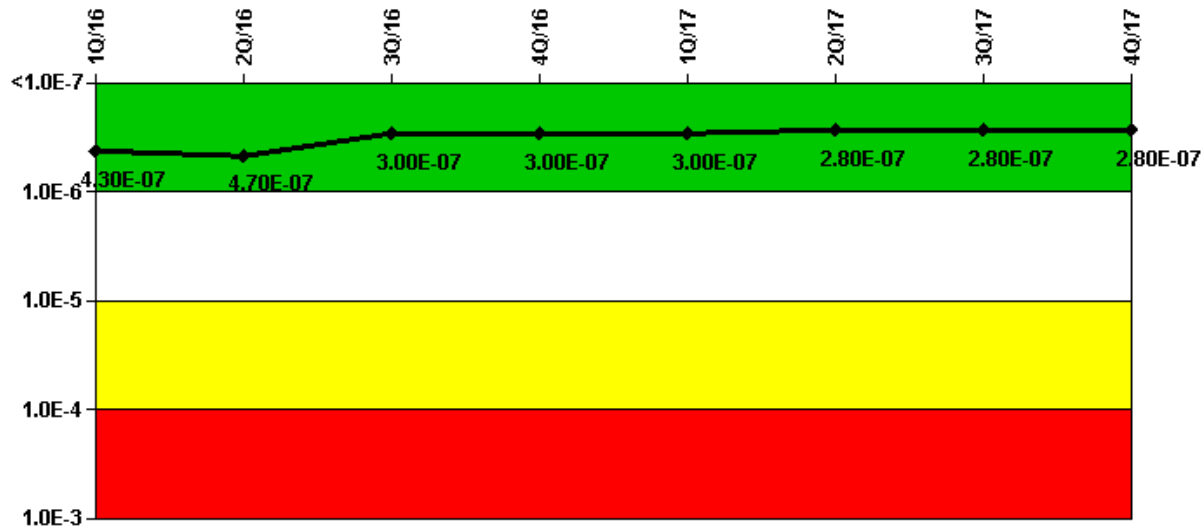
Safety System Functional Failures 0 0 0 0 0 0 0 0

Indicator value 0 0 0 0 0 0 0 0

▲ TOP

Licensee Comments: none

Mitigating Systems Performance Index, Emergency AC Power System



Thresholds: White > 1.00E-6 Yellow > 1.00E-5 Red > 1.00E-4

Notes

Mitigating Systems Performance Index, Emergency AC Power System

	1Q/16	2Q/16	3Q/16	4Q/16	1Q/17	2Q/17	3Q/17	4Q/17
UAI (ΔCDF)	2.76E-09	5.37E-09	4.26E-09	2.26E-09	2.13E-09	-1.50E-08	-1.49E-08	-1.50E-08
URI (ΔCDF)	4.25E-07	4.69E-07	2.98E-07	2.98E-07	2.98E-07	2.98E-07	2.96E-07	2.96E-07
PLE	NO	NO	NO	NO	NO	NO	NO	NO
Indicator value	4.30E-07	4.70E-07	3.00E-07	3.00E-07	3.00E-07	2.80E-07	2.80E-07	2.80E-07

 TOP

Licensee Comments:

3Q/17: Changed PRA Parameter(s). The D.C. Cook PRA Model revision was approved on 06/30/17 with a corresponding MSPI Basis Document revision approved on 08/31/17. Revision 13 of the D.C. Cook MSPI Basis Document incorporates the update of the PRA. The PRA model revision was an update to the model which added flooding events that were initially screened out of the PRA. Because MSPI expressly excludes flooding from the analysis, these changes had no impact on PRA MSPI data. In addition to the flooding changes, this model of record incorporates the addition of failure modes to interfacing systems LOCA modeling in order to resolve F&Os from the 2015 peer review. Containment event trees for AFW were also modified in order to increase quantification efficiency.


4Q/16: Engineering testing and analysis determined that the previously identified design and manufacturing issue with the fuel injection pump delivery valve holders did not result in a run time failure for any of the emergency diesel generators.

4Q/16: Engineering testing is being conducted on the fuel injection pump delivery valve holders to evaluate a design and manufacturing issue which will determine the impact on the run time failures being reported. Run time failures are being reported conservatively pending the results of this testing.

3Q/16: Changed PRA Parameter(s). The D.C. Cook PRA Model revision was approved on 06/30/16 with a corresponding MSPI Basis Document revision approved on 09/09/16. Revision 12 of the D.C. Cook MSPI Basis Document incorporates the update of the PRA. The PRA model revision was an update to the model which included crediting of offsite power recovery in accident scenarios that do not begin with a Loss of Offsite Power. As a result of the PRA model change, the CDF and Fussel-Vesely numbers for all monitored trains and components were revised.

2Q/16: Risk Cap Invoked. Changed PRA Parameter(s). The D.C. Cook PRA Model Revision 2 was approved on 03/31/16 with a corresponding MSPI Basis Document Revision 10 approved on 06/02/16. New software was used to form the PRA model and to calculate risk importance to provide increased precision on the calculated metrics. As a result of the PRA model change, the CDF, Fussel-Vesely and Basic Event Probabilities for all monitored trains and components were revised. Additionally, this revision includes changes to the model of record made to resolve facts and observations from the 2015 Peer Review of the D.C Cook PRA model of record. The MSPI Basis Document was also updated to show compliance with the changes to NEI 99-02 Appendix G from the approval of FAQ 14-01. No new components were scoped into MSPI or excluded from monitoring due to the changes incorporated in this revision. MSPI Basis Document Revision 11 was approved on 06/29/16. This revision was for correction of typographical errors and had no numerical or programmatic impact.

Mitigating Systems Performance Index, High Pressure Injection System



Thresholds: White > 1.00E-6 Yellow > 1.00E-5 Red > 1.00E-4

Notes

Mitigating Systems Performance Index, High Pressure Injection System

	1Q/16	2Q/16	3Q/16	4Q/16	1Q/17	2Q/17	3Q/17	4Q/17
UAI (ΔCDF)	-1.43E-09	-3.81E-09	-2.16E-09	-1.92E-09	-1.31E-09	-1.31E-09	-3.65E-09	-3.69E-09
URI (ΔCDF)	-9.11E-09	-1.68E-08	-1.61E-08	-1.61E-08	-1.61E-08	-1.61E-08	-1.60E-08	-1.60E-08
PLE	NO	NO	NO	NO	NO	NO	NO	NO
Indicator value	-1.10E-08	-2.10E-08	-1.80E-08	-1.80E-08	-1.70E-08	-1.70E-08	-2.00E-08	-2.00E-08

TOP

Licensee Comments:

3Q/17: The D.C. Cook PRA Model revision was approved on 06/30/17 with a corresponding MSPI Basis Document revision approved on 08/31/17. Revision 13 of the D.C. Cook MSPI Basis Document incorporates the update of the PRA. The PRA model revision was an update to the model which added flooding events that were initially screened out of the PRA. Because MSPI expressly excludes flooding from the analysis, these changes had no impact on PRA MSPI data. In addition to the flooding changes, this model of record incorporates the addition of failure modes to interfacing systems LOCA modeling in order to resolve F&Os from the 2015 peer review. Containment event trees for AFW were also modified in order to increase quantification efficiency. Revision to previously reported unavailability hours to include surveillance which opens Charging Mini-Flow Breaker with valve in open position. Change affects 1 & 3 qtrs of 2015, 2016, and 2017. These changes do not result in MSPI color change.

3Q/17: Changed PRA Parameter(s). The D.C. Cook PRA Model revision was approved on 06/30/17 with a corresponding MSPI Basis Document revision approved on 08/31/17. Revision 13 of the D.C. Cook MSPI Basis Document incorporates the update of the PRA. The PRA model revision was an update to the model which added flooding events that were initially screened out of the PRA. Because MSPI expressly excludes flooding from the analysis, these changes had no impact on PRA MSPI data. In addition to the flooding changes, this model of record incorporates the addition of failure modes to interfacing systems LOCA modeling in order to resolve F&Os from the 2015 peer review. Containment event trees for AFW were also modified in order to increase quantification efficiency.

1Q/17: Revision to previously reported unavailability hours to include surveillance which opens Charging Mini-Flow Breaker with valve in open position. Change affects 1 & 3 qtrs of 2015, 2016, and 2017. These changes do not result in MSPI color change.

4Q/16: Changed PRA Parameter(s).

3Q/16: The D.C. Cook PRA Model revision was approved on 06/30/16 with a corresponding MSPI Basis Document revision approved


on 09/09/16. Revision 12 of the D.C. Cook MSPI Basis Document incorporates the update of the PRA. The PRA model revision was an update to the model which included crediting of offsite power recovery in accident scenarios that do not begin with a Loss of Offsite Power. As a result of the PRA model change, the CDF and Fussel-Vesely numbers for all monitored trains and components were revised. Revision to previously reported unavailability hours to include surveillance which opens Charging Mini-Flow Breaker with valve in open position. Change affects 1 & 3 qtrs of 2015, 2016, and 2017. These changes do not result in MSPI color change.

3Q/16: Changed PRA Parameter(s). The D.C. Cook PRA Model revision was approved on 06/30/16 with a corresponding MSPI Basis Document revision approved on 09/09/16. Revision 12 of the D.C. Cook MSPI Basis Document incorporates the update of the PRA. The PRA model revision was an update to the model which included crediting of offsite power recovery in accident scenarios that do not begin with a Loss of Offsite Power. As a result of the PRA model change, the CDF and Fussel-Vesely numbers for all monitored trains and components were revised.

2Q/16: Changed PRA Parameter(s). The D.C. Cook PRA Model Revision 2 was approved on 03/31/16 with a corresponding MSPI Basis Document Revision 10 approved on 06/02/16. New software was used to form the PRA model and to calculate risk importance to provide increased precision on the calculated metrics. As a result of the PRA model change, the CDF, Fussel-Vesely and Basic Event Probabilities for all monitored trains and components were revised. Additionally, this revision includes changes to the model of record made to resolve facts and observations from the 2015 Peer Review of the D.C Cook PRA model of record. The MSPI Basis Document was also updated to show compliance with the changes to NEI 99-02 Appendix G from the approval of FAQ 14-01. No new components were scoped into MSPI or excluded from monitoring due to the changes incorporated in this revision. MSPI Basis Document Revision 11 was approved on 06/29/16. This revision was for correction of typographical errors and had no numerical or programmatic impact.

1Q/16: Revision to previously reported unavailability hours to include surveillance which opens Charging Mini-Flow Breaker with valve in open position. Change affects 1 & 3 qtrs of 2015, 2016, and 2017. These changes do not result in MSPI color change.

Mitigating Systems Performance Index, Heat Removal System



Thresholds: White > 1.00E-6 Yellow > 1.00E-5 Red > 1.00E-4

Notes

Mitigating Systems Performance Index, Heat Removal System

	1Q/16	2Q/16	3Q/16	4Q/16	1Q/17	2Q/17	3Q/17	4Q/17
UAI (ΔCDF)	-1.45E-08	-2.77E-08	-5.60E-09	-5.42E-09	-1.94E-09	-4.61E-09	-5.52E-09	-5.53E-09
URI (ΔCDF)	-5.15E-08	-7.92E-08	-2.01E-08	-2.01E-08	5.29E-08	5.29E-08	5.26E-08	5.40E-08
PLE	NO	NO	NO	NO	NO	NO	NO	NO

Indicator value

-6.60E-08 -1.10E-07 -2.60E-08 -2.50E-08 5.10E-08 4.80E-08 4.70E-08 4.80E-08

TOP


Licensee Comments:

3Q/17: Changed PRA Parameter(s). The D.C. Cook PRA Model revision was approved on 06/30/17 with a corresponding MSPI Basis Document revision approved on 08/31/17. Revision 13 of the D.C. Cook MSPI Basis Document incorporates the update of the PRA. The PRA model revision was an update to the model which added flooding events that were initially screened out of the PRA. Because MSPI expressly excludes flooding from the analysis, these changes had no impact on PRA MSPI data. In addition to the flooding changes, this model of record incorporates the addition of failure modes to interfacing systems LOCA modeling in order to resolve F&Os from the 2015 peer review. Containment event trees for AFW were also modified in order to increase quantification efficiency.

3Q/16: Changed PRA Parameter(s). The D.C. Cook PRA Model revision was approved on 06/30/16 with a corresponding MSPI Basis Document revision approved on 09/09/16. Revision 12 of the D.C. Cook MSPI Basis Document incorporates the update of the PRA. The PRA model revision was an update to the model which included crediting of offsite power recovery in accident scenarios that do not begin with a Loss of Offsite Power. As a result of the PRA model change, the CDF and Fussel-Vesely numbers for all monitored trains and components were revised.

2Q/16: Changed PRA Parameter(s). The D.C. Cook PRA Model Revision 2 was approved on 03/31/16 with a corresponding MSPI Basis Document Revision 10 approved on 06/02/16. New software was used to form the PRA model and to calculate risk importance to provide increased precision on the calculated metrics. As a result of the PRA model change, the CDF, Fussel-Vesely and Basic Event Probabilities for all monitored trains and components were revised. Additionally, this revision includes changes to the model of record made to resolve facts and observations from the 2015 Peer Review of the D.C Cook PRA model of record. The MSPI Basis Document was also updated to show compliance with the changes to NEI 99-02 Appendix G from the approval of FAQ 14-01. No new components were scoped into MSPI or excluded from monitoring due to the changes incorporated in this revision. MSPI Basis Document Revision 11 was approved on 06/29/16. This revision was for correction of typographical errors and had no numerical or programmatic impact.

Mitigating Systems Performance Index, Residual Heat Removal System



Thresholds: White > 1.00E-6 Yellow > 1.00E-5 Red > 1.00E-4

Notes

Mitigating Systems Performance Index, Residual Heat Removal System

	1Q/16	2Q/16	3Q/16	4Q/16	1Q/17	2Q/17	3Q/17	4Q/17
UAI (ΔCDF)	-2.85E-09	1.57E-08	2.70E-08	3.95E-08	4.20E-08	2.29E-08	-1.21E-08	-1.21E-08
URI (ΔCDF)								

	-3.25E-08	-7.98E-08	-8.02E-08	-8.13E-08	-8.24E-08	-8.35E-08	-8.42E-08	-8.53E-08
PLE	NO	NO	NO	NO	NO	NO	NO	NO
Indicator value	-3.50E-08	-6.40E-08	-5.30E-08	-4.20E-08	-4.00E-08	-6.10E-08	-9.60E-08	-9.70E-08

TOP

Licensee Comments:


3Q/17: Changed PRA Parameter(s). The D.C. Cook PRA Model revision was approved on 06/30/17 with a corresponding MSPI Basis Document revision approved on 08/31/17. Revision 13 of the D.C. Cook MSPI Basis Document incorporates the update of the PRA. The PRA model revision was an update to the model which added flooding events that were initially screened out of the PRA. Because MSPI expressly excludes flooding from the analysis, these changes had no impact on PRA MSPI data. In addition to the flooding changes, this model of record incorporates the addition of failure modes to interfacing systems LOCA modeling in order to resolve F&Os from the 2015 peer review. Containment event trees for AFW were also modified in order to increase quantification efficiency.

4Q/16: Changed PRA Parameter(s).

3Q/16: Changed PRA Parameter(s). The D.C. Cook PRA Model revision was approved on 06/30/16 with a corresponding MSPI Basis Document revision approved on 09/09/16. Revision 12 of the D.C. Cook MSPI Basis Document incorporates the update of the PRA. The PRA model revision was an update to the model which included crediting of offsite power recovery in accident scenarios that do not begin with a Loss of Offsite Power. As a result of the PRA model change, the CDF and Fussel-Vesely numbers for all monitored trains and components were revised.

2Q/16: Changed PRA Parameter(s). The D.C. Cook PRA Model Revision 2 was approved on 03/31/16 with a corresponding MSPI Basis Document Revision 10 approved on 06/02/16. New software was used to form the PRA model and to calculate risk importance to provide increased precision on the calculated metrics. As a result of the PRA model change, the CDF, Fussel-Vesely and Basic Event Probabilities for all monitored trains and components were revised. Additionally, this revision includes changes to the model of record made to resolve facts and observations from the 2015 Peer Review of the D.C Cook PRA model of record. The MSPI Basis Document was also updated to show compliance with the changes to NEI 99-02 Appendix G from the approval of FAQ 14-01. No new components were scoped into MSPI or excluded from monitoring due to the changes incorporated in this revision. MSPI Basis Document Revision 11 was approved on 06/29/16. This revision was for correction of typographical errors and had no numerical or programmatic impact.

Mitigating Systems Performance Index, Cooling Water Systems



Thresholds: White > 1.00E-6 Yellow > 1.00E-5 Red > 1.00E-4

Notes

Mitigating Systems Performance Index, Cooling Water Systems	1Q/16	2Q/16	3Q/16	4Q/16	1Q/17	2Q/17	3Q/17	4Q/17
UAI (ΔCDF)	-7.27E-08	-1.57E-07	-1.47E-07	-1.45E-07	-1.71E-07	-1.06E-07	-1.05E-07	-1.04E-07
URI (ΔCDF)	-9.34E-08	-1.81E-07	-1.70E-07	-1.71E-07	-1.71E-07	-1.72E-07	-1.72E-07	-1.72E-07
PLE	NO	NO	NO	NO	NO	NO	NO	NO
Indicator value	-1.70E-07	-3.40E-07	-3.20E-07	-3.20E-07	-3.40E-07	-2.80E-07	-2.80E-07	-2.80E-07

 TOP

Licensee Comments:

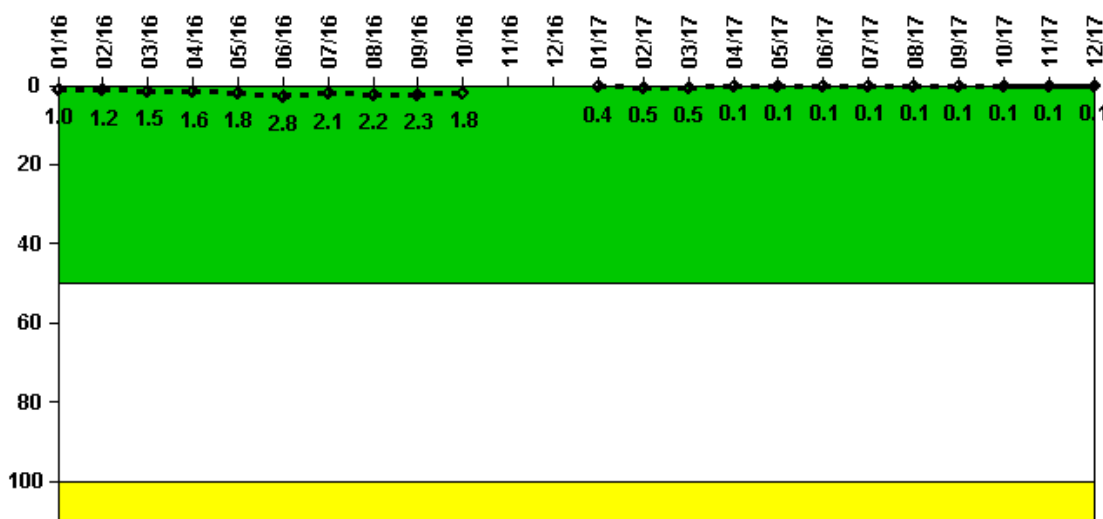
3Q/17: Changed PRA Parameter(s). The D.C. Cook PRA Model revision was approved on 06/30/17 with a corresponding MSPI Basis Document revision approved on 08/31/17. Revision 13 of the D.C. Cook MSPI Basis Document incorporates the update of the PRA. The PRA model revision was an update to the model which added flooding events that were initially screened out of the PRA. Because MSPI expressly excludes flooding from the analysis, these changes had no impact on PRA MSPI data. In addition to the flooding changes, this model of record incorporates the addition of failure modes to interfacing systems LOCA modeling in order to resolve F&Os from the 2015 peer review. Containment event trees for AFW were also modified in order to increase quantification efficiency.

4Q/16: Changed PRA Parameter(s).

3Q/16: Changed PRA Parameter(s). The D.C. Cook PRA Model revision was approved on 06/30/16 with a corresponding MSPI Basis Document revision approved on 09/09/16. Revision 12 of the D.C. Cook MSPI Basis Document incorporates the update of the PRA. The PRA model revision was an update to the model which included crediting of offsite power recovery in accident scenarios that do not begin with a Loss of Offsite Power. As a result of the PRA model change, the CDF and Fussel-Vesely numbers for all monitored trains and components were revised.

2Q/16: Changed PRA Parameter(s). The D.C. Cook PRA Model Revision 2 was approved on 03/31/16 with a corresponding MSPI Basis Document Revision 10 approved on 06/02/16. New software was used to form the PRA model and to calculate risk importance to provide increased precision on the calculated metrics. As a result of the PRA model change, the CDF, Fussel-Vesely and Basic Event Probabilities for all monitored trains and components were revised. Additionally, this revision includes changes to the model of record made to resolve facts and observations from the 2015 Peer Review of the D.C Cook PRA model of record. The MSPI Basis Document was also updated to show compliance with the changes to NEI 99-02 Appendix G from the approval of FAQ 14-01. No new components were scoped into MSPI or excluded from monitoring due to the changes incorporated in this revision. MSPI Basis Document Revision 11 was approved on 06/29/16. This revision was for correction of typographical errors and had no numerical or programmatic impact.

Reactor Coolant System Activity



Thresholds: White > 50.0 Yellow > 100.0

Notes

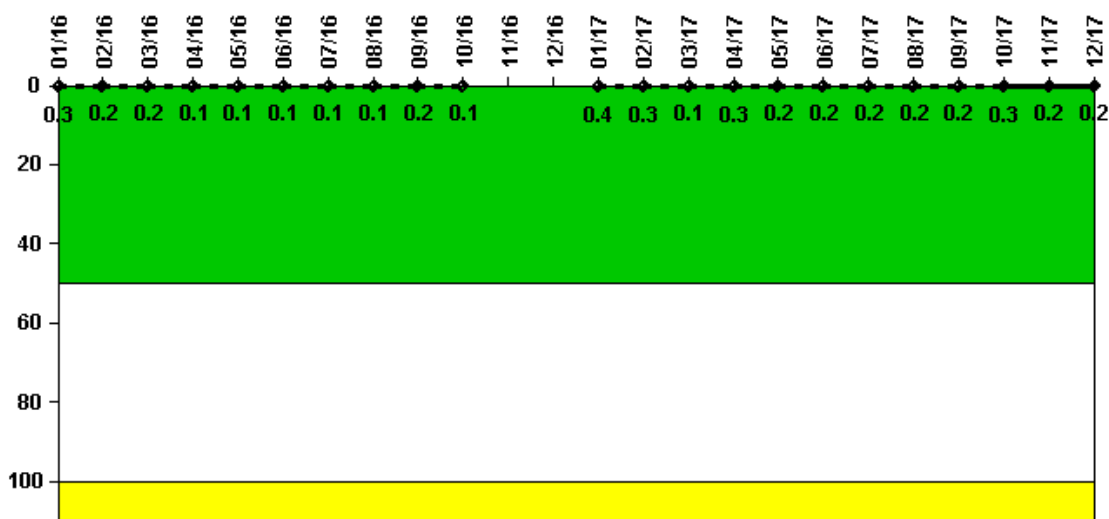
Reactor Coolant System Activity	1/16	2/16	3/16	4/16	5/16	6/16	7/16	8/16	9/16	10/16	11/16	12/16
Maximum activity	0.003570	0.004090	0.005100	0.005680	0.006340	0.009910	0.007240	0.007810	0.008130	0.006350	N/A	N/A
Technical specification limit	0.4	0.4	0.4	0.4	0.4	0.4	0.4	0.4	0.4	0.4	0.4	0.4
Indicator value	1.0	1.2	1.5	1.6	1.8	2.8	2.1	2.2	2.3	1.8	N/A	N/A
Reactor Coolant System Activity	1/17	2/17	3/17	4/17	5/17	6/17	7/17	8/17	9/17	10/17	11/17	12/17
Maximum activity	0.001320	0.001730	0.001790	0.000928	0.000981	0.001030	0.001040	0.001060	0.001140	0.001130	0.001160	0.001180
Technical specification limit	0.4	0.4	0.4	1.0	1.0	1.0	1.0	1.0	1.0	1.0	1.0	1.0
Indicator value	0.4	0.5	0.5	0.1	0.1	0.1	0.1	0.1	0.1	0.1	0.1	0.1

▲ TOP

Licensee Comments:

6/17: Technical Specification Limit I-131 value was changed 3/31/17. This change is effective beginning with the second quarter 2017. This change did not result in a change in indicator color.

Reactor Coolant System Leakage



Thresholds: White > 50.0 Yellow > 100.0

Notes

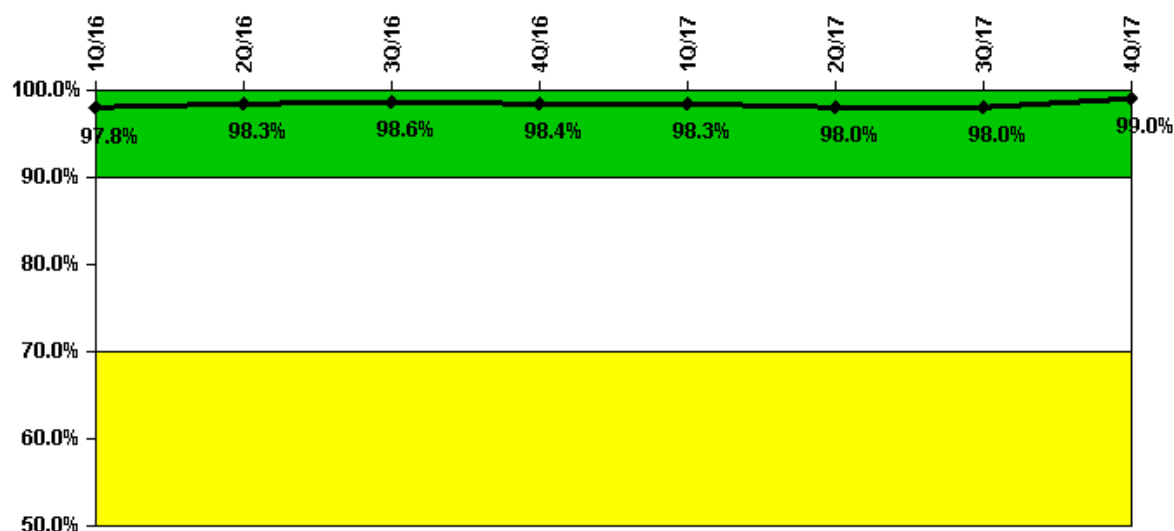
Reactor Coolant System Leakage	1/16	2/16	3/16	4/16	5/16	6/16	7/16	8/16	9/16	10/16	11/16	12/16
Maximum leakage	0.034	0.019	0.018	0.014	0.015	0.011	0.010	0.007	0.025	0.015	N/A	N/A
Technical specification limit	11.0	11.0	11.0	11.0	11.0	11.0	11.0	11.0	11.0	11.0	11.0	11.0

Indicator value	0.3	0.2	0.2	0.1	0.1	0.1	0.1	0.1	0.2	0.1	N/A	N/A
Reactor Coolant System Leakage	1/17	2/17	3/17	4/17	5/17	6/17	7/17	8/17	9/17	10/17	11/17	12/17
Maximum leakage	0.042	0.033	0.015	0.030	0.019	0.019	0.018	0.018	0.026	0.028	0.027	0.025
Technical specification limit	11.0	11.0	11.0	11.0	11.0	11.0	11.0	11.0	11.0	11.0	11.0	11.0
Indicator value	0.4	0.3	0.1	0.3	0.2	0.2	0.2	0.2	0.2	0.3	0.2	0.2

▲ TOP

Licensee Comments: none

Drill/Exercise Performance



Thresholds: White < 90.0% Yellow < 70.0%

Notes

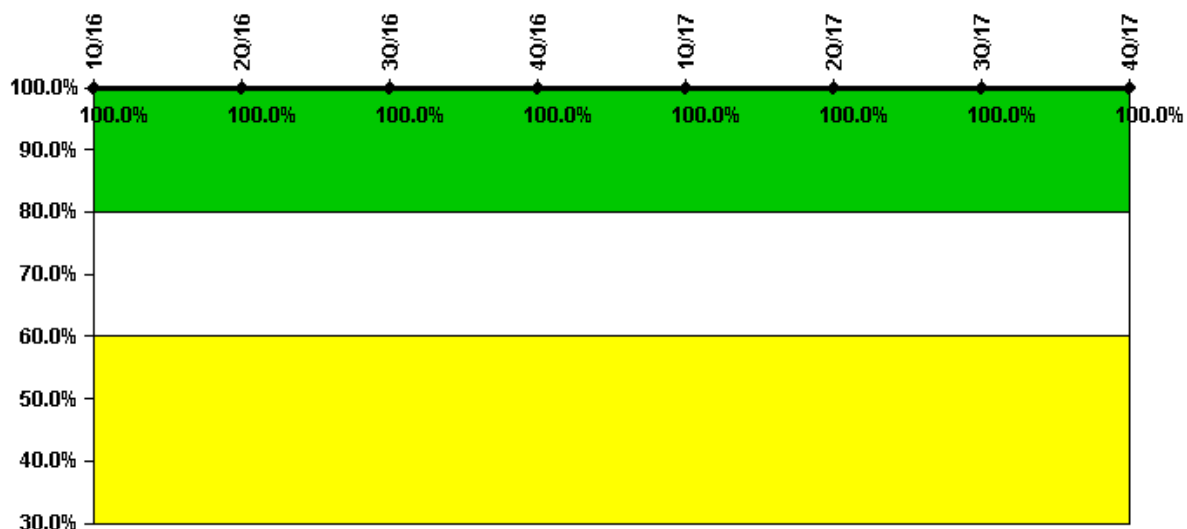
Drill/Exercise Performance	1Q/16	2Q/16	3Q/16	4Q/16	1Q/17	2Q/17	3Q/17	4Q/17
Successful opportunities	62.0	34.0	81.0	1.0	48.0	58.0	51.0	74.0
Total opportunities	62.0	34.0	82.0	1.0	49.0	60.0	51.0	74.0

Indicator value 97.8% 98.3% 98.6% 98.4% 98.3% 98.0% 98.0% 99.0%

▲ TOP

Licensee Comments: none

ERO Drill Participation



Thresholds: White < 80.0% Yellow < 60.0%

Notes

ERO Drill Participation	1Q/16	2Q/16	3Q/16	4Q/16	1Q/17	2Q/17	3Q/17	4Q/17
Participating Key personnel	132.0	109.0	116.0	115.0	110.0	110.0	110.0	108.0
Total Key personnel	132.0	109.0	116.0	115.0	110.0	110.0	110.0	108.0

Indicator value **100.0% 100.0% 100.0% 100.0% 100.0% 100.0% 100.0% 100.0%**

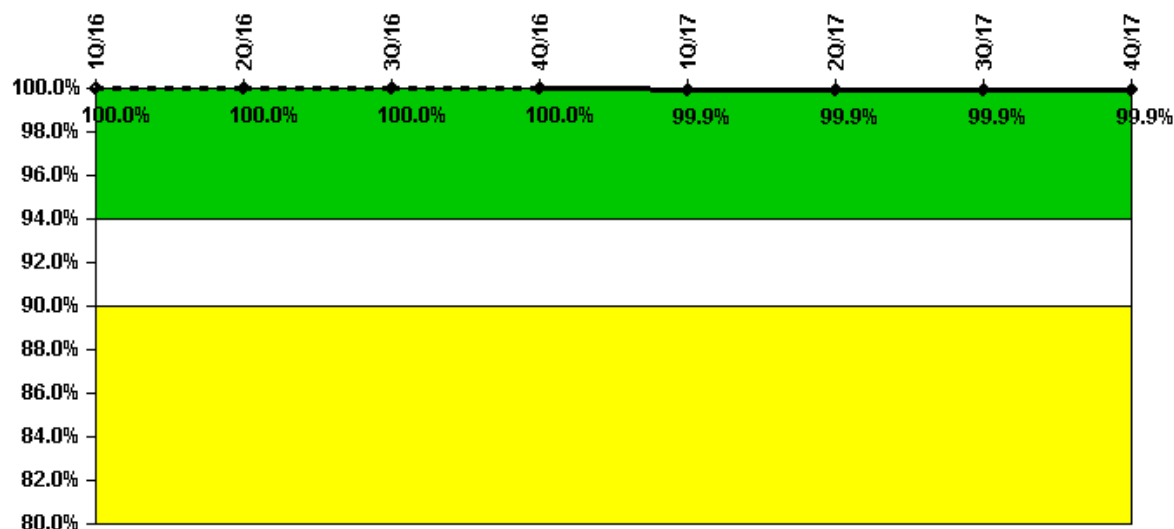
▲ TOP

Licensee Comments:

4Q/16: Newly added drill participant was not counted. Data was corrected to reflect the change.

3Q/16: Newly added drill participant was not counted. Data was corrected to reflect the change.

Alert & Notification System



Thresholds: White < 94.0% Yellow < 90.0%

Notes

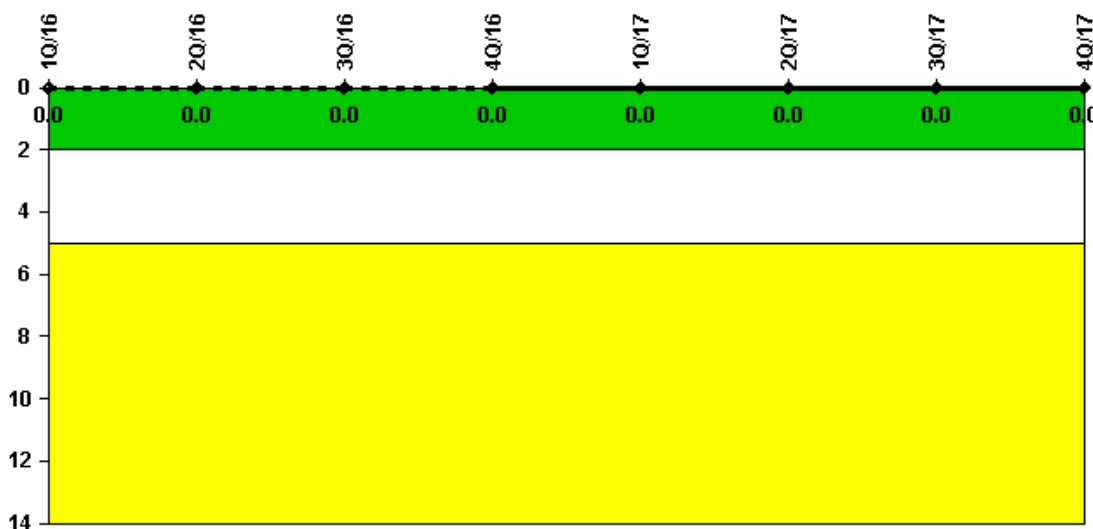
Alert & Notification System	1Q/16	2Q/16	3Q/16	4Q/16	1Q/17	2Q/17	3Q/17	4Q/17
Successful siren-tests	1119	1119	1050	1120	1047	1119	1119	1119
Total sirens-tests	1120	1119	1050	1120	1050	1119	1120	1120

Indicator value **100.0% 100.0% 100.0% 100.0% 99.9% 99.9% 99.9% 99.9%**

▲ TOP

Licensee Comments: none

Occupational Exposure Control Effectiveness



Thresholds: White > 2.0 Yellow > 5.0

Notes

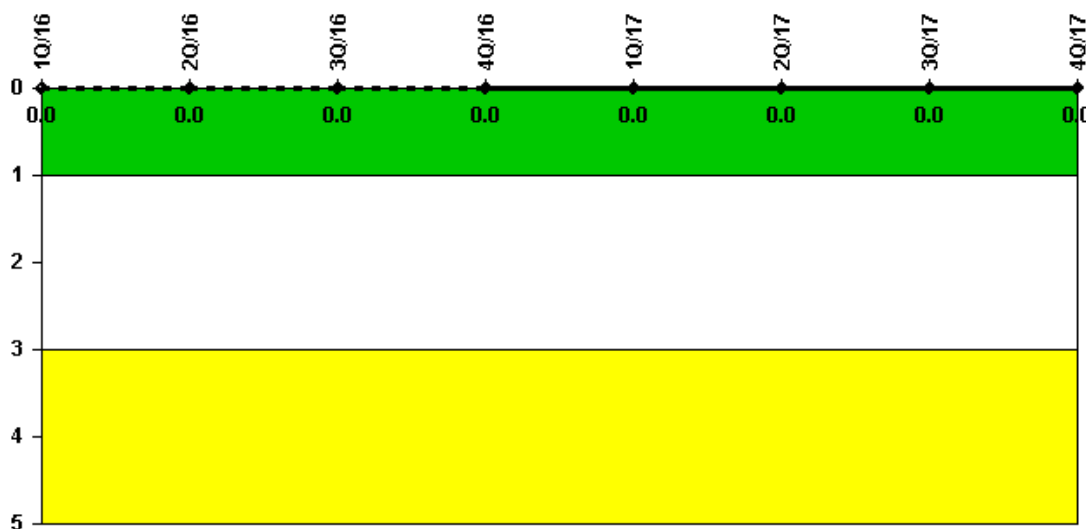
Occupational Exposure Control Effectiveness 1Q/16 2Q/16 3Q/16 4Q/16 1Q/17 2Q/17 3Q/17 4Q/17

High radiation area occurrences	0	0	0	0	0	0	0	0
Very high radiation area occurrences	0	0	0	0	0	0	0	0
Unintended exposure occurrences	0	0	0	0	0	0	0	0
Indicator value	0	0	0	0	0	0	0	0

TOP

Licensee Comments: none

RETS/ODCM Radiological Effluent



Thresholds: White > 1.0 Yellow > 3.0

Notes

RETS/ODCM Radiological Effluent 1Q/16 2Q/16 3Q/16 4Q/16 1Q/17 2Q/17 3Q/17 4Q/17

RETS/ODCM occurrences 0 0 0 0 0 0 0 0

Indicator value 0 0 0 0 0 0 0 0

▲ TOP

Licensee Comments: none

Although the Security Cornerstone is included in the Reactor Oversight Process assessment program, the Commission has decided that specific information related to findings and performance indicators pertaining to the Security Cornerstone will not be publicly available to ensure that security information is not provided to a possible adversary. Other than the fact that a finding or performance indicator is Green or Greater-Than-Green, security related information will not be displayed on the public web page.

Current data as of: February 1, 2018

Page Last Reviewed/Updated Monday, November 06, 2017