



Home > Nuclear Reactors > Operating Reactors > Reactor Oversight Process > Plant Summaries> Byron 1 > Quarterly Performance Indicators

## Byron 1 – Quarterly Performance Indicators

### 4Q/2017 Performance Indicators

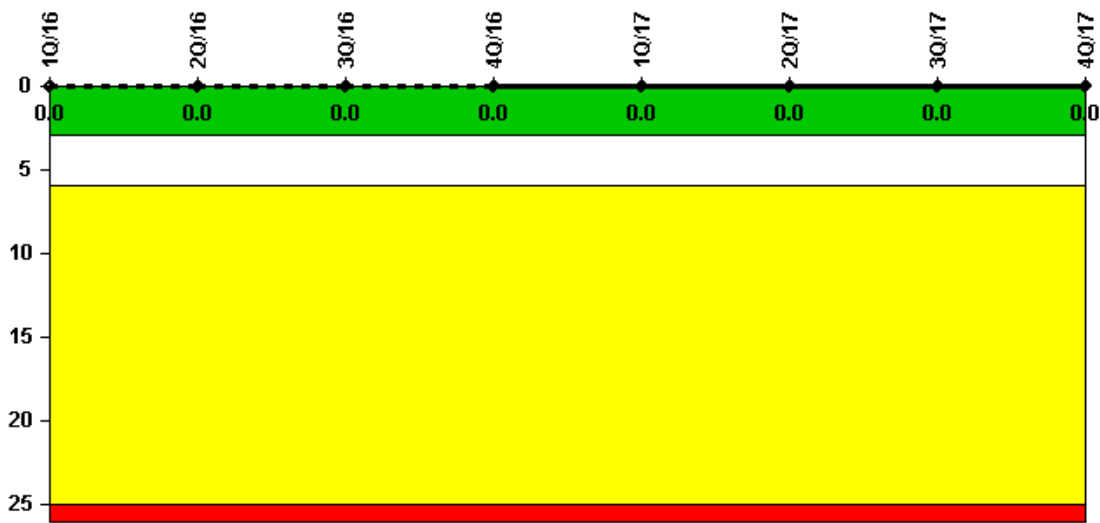
The solid trend line represents the current reporting period.

Licensee's General Comments: Byron Station 4Q2017 Unit 1

On this page:

- Unplanned Scrams (IE01)
- Unplanned Power Changes per 7000 Critical Hours (IE03)
- Unplanned Scrams with Complications (IE04)
- Safety System Functional Failures (MS05)
- Emergency AC Power Systems (MS06)
- High Pressure Injection Systems (MS07)
- Heat Removal Systems (MS08)
- Residual Heat Removal Systems (MS09)
- Cooling Water Systems (MS10)
- Reactor Coolant System Activity (BI01)
- Reactor Coolant System Leakage (BI02)
- Drill/Exercise Performance (EP01)
- Emergency Response Organization Drill Participation (EP02)
- Alert and Notification System Reliability (EP03)
- Occupational Exposure Control Effectiveness (OR01)
- RETS/OCDM Radiological Effluent Occurrence (PR01)
- Protected Area Equipment (PP01)

### Unplanned Scrams per 7000 Critical Hrs



Thresholds: White > 3.0 Yellow > 6.0 Red > 25.0

**Notes**

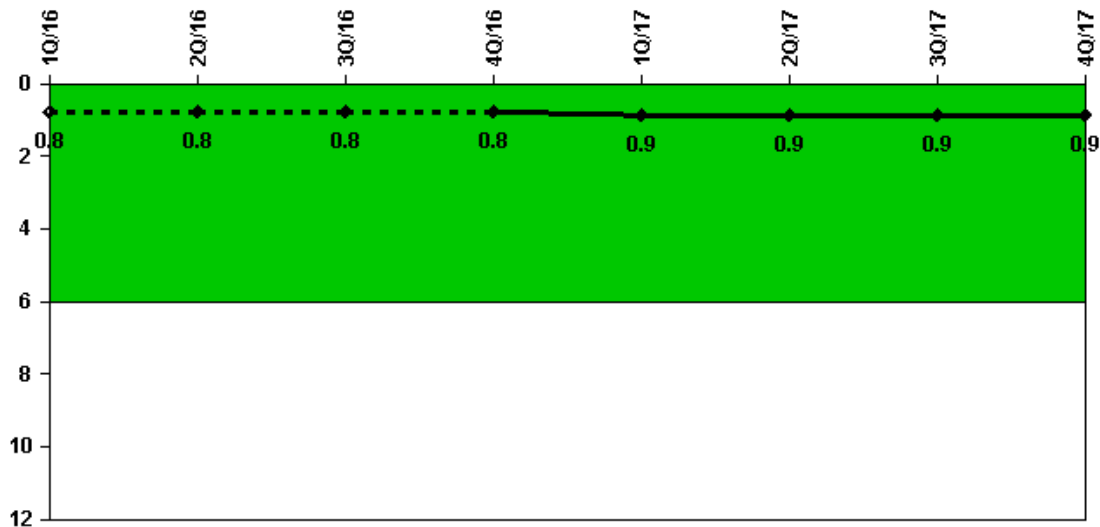
Unplanned Scrams per 7000 Critical Hrs	1Q/16	2Q/16	3Q/16	4Q/16	1Q/17	2Q/17	3Q/17	4Q/17
Unplanned scrams	0	0	0	0	0	0	0	0
Critical hours	2183.0	2184.0	2208.0	2209.0	1509.1	2184.0	2208.0	2209.0

Indicator value	0	0	0	0	0	0	0	0
-----------------	---	---	---	---	---	---	---	---

TOP

Licensee Comments: none

### Unplanned Power Changes per 7000 Critical Hrs



Thresholds: White > 6.0

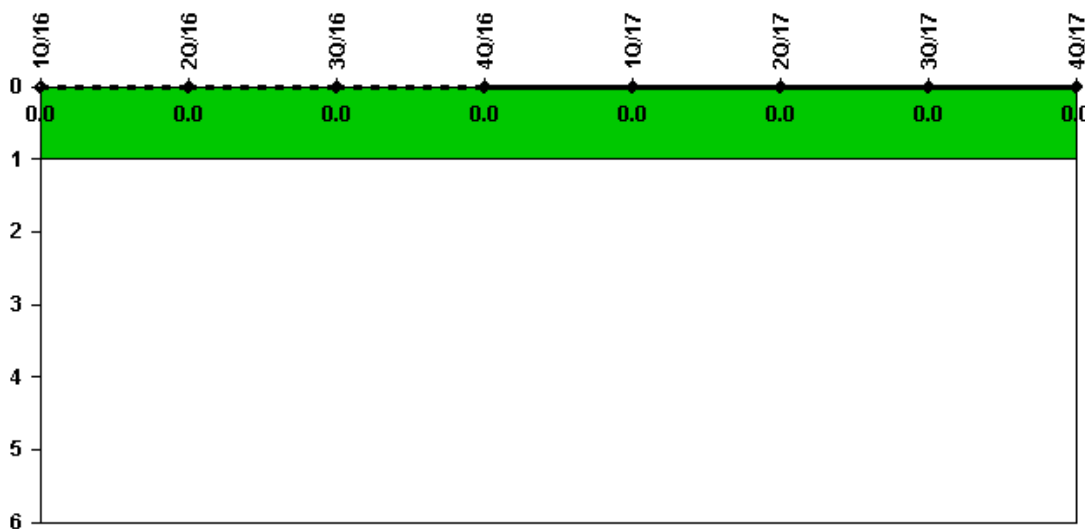
**Notes**

<b>Unplanned Power Changes per 7000 Critical Hrs</b>	<b>1Q/16</b>	<b>2Q/16</b>	<b>3Q/16</b>	<b>4Q/16</b>	<b>1Q/17</b>	<b>2Q/17</b>	<b>3Q/17</b>	<b>4Q/17</b>
Unplanned power changes	1.0	0	0	0	1.0	0	0	0
Critical hours	2183.0	2184.0	2208.0	2209.0	1509.1	2184.0	2208.0	2209.0
<b>Indicator value</b>	<b>0.8</b>	<b>0.8</b>	<b>0.8</b>	<b>0.8</b>	<b>0.9</b>	<b>0.9</b>	<b>0.9</b>	<b>0.9</b>

▲ TOP

Licensee Comments: none

**Unplanned Scrams with Complications**



Thresholds: White > 1.0

**Notes**


<b>Unplanned Scrams with Complications</b>	<b>1Q/16</b>	<b>2Q/16</b>	<b>3Q/16</b>	<b>4Q/16</b>	<b>1Q/17</b>	<b>2Q/17</b>	<b>3Q/17</b>	<b>4Q/17</b>
Scrams with complications	0	0	0	0	0	0	0	0
<b>Indicator value</b>	<b>0.0</b>	<b>0.0</b>	<b>0.0</b>	<b>0.0</b>	<b>0.0</b>	<b>0.0</b>	<b>0.0</b>	<b>0.0</b>

▲ TOP

Licensee Comments: none



### Mitigating Systems Performance Index, Emergency AC Power System



Thresholds: White > 1.00E-6 Yellow > 1.00E-5 Red > 1.00E-4

**Notes**

**Mitigating Systems Performance Index, Emergency AC Power System**

	1Q/16	2Q/16	3Q/16	4Q/16	1Q/17	2Q/17	3Q/17	4Q/17
UAI ( $\Delta$ CDF)	1.15E-08	8.38E-09	7.31E-09	6.00E-10	2.38E-08	5.72E-08	5.01E-08	5.19E-08
URI ( $\Delta$ CDF)	-1.84E-07	-1.84E-07	-1.84E-07	-1.84E-07	-1.82E-07	-2.56E-07	-2.56E-07	-2.56E-07
PLE	NO	NO	NO	NO	NO	NO	NO	NO
Indicator value	-1.70E-07	-1.80E-07	-1.80E-07	-1.80E-07	-1.60E-07	-2.00E-07	-2.10E-07	-2.00E-07


▲ TOP

Licensee Comments:

2Q/17: Changed PRA Parameter(s). Changed PRA Parameter(s).

3Q/16: 4Q15: Unit 1 CDF and MSPI result were updated using the application specific model BB011b4, which takes credit for the Generation III Westinghouse RCP Shutdown Seals. The corresponding BY-MPSI-001 Rev 17 was approved in January 2016.

### Mitigating Systems Performance Index, High Pressure Injection System



Thresholds: White > 1.00E-6 Yellow > 1.00E-5 Red > 1.00E-4

**Notes**

**Mitigating Systems Performance Index, High Pressure Injection System**

	1Q/16	2Q/16	3Q/16	4Q/16	1Q/17	2Q/17	3Q/17	4Q/17
UAI (ΔCDF)	1.10E-09	4.03E-08	5.24E-08	4.18E-08	6.19E-08	3.29E-08	3.29E-08	1.32E-08
URI (ΔCDF)	-6.37E-09	-6.37E-09	-6.37E-09	-6.37E-09	-6.37E-09	-6.49E-09	-6.49E-09	-6.49E-09
PLE	NO	NO	NO	NO	NO	NO	NO	NO
<b>Indicator value</b>	<b>-5.30E-09</b>	<b>3.40E-08</b>	<b>4.60E-08</b>	<b>3.50E-08</b>	<b>5.60E-08</b>	<b>2.60E-08</b>	<b>2.60E-08</b>	<b>6.80E-09</b>

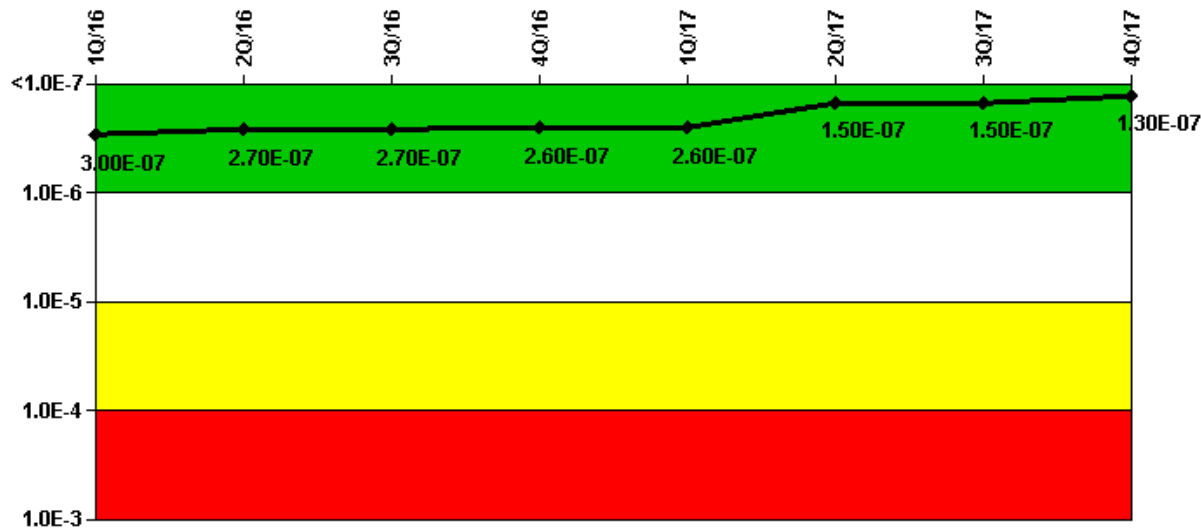
▲ TOP

Licensee Comments:

2Q/17: Changed PRA Parameter(s). Changed PRA Parameter(s).

3Q/16: 4Q15: Unit 1 CDF and MSPI result were updated using the application specific model BB011b4, which takes credit for the Generation III Westinghouse RCP Shutdown Seals. The corresponding BY-MPSI-001 Rev 17 was approved in January 2016.

### Mitigating Systems Performance Index, Heat Removal System



Thresholds: White > 1.00E-6 Yellow > 1.00E-5 Red > 1.00E-4

**Notes**

**Mitigating Systems Performance Index, Heat Removal System**

	1Q/16	2Q/16	3Q/16	4Q/16	1Q/17	2Q/17	3Q/17	4Q/17
UAI (ΔCDF)	2.18E-07	1.88E-07	1.85E-07	1.70E-07	1.72E-07	1.15E-07	1.07E-07	8.81E-08
URI (ΔCDF)	8.68E-08	8.69E-08	8.67E-08	8.84E-08	9.25E-08	3.96E-08	3.95E-08	4.21E-08
PLE	NO	NO	NO	NO	NO	NO	NO	NO
<b>Indicator value</b>	<b>3.00E-07</b>	<b>2.70E-07</b>	<b>2.70E-07</b>	<b>2.60E-07</b>	<b>2.60E-07</b>	<b>1.50E-07</b>	<b>1.50E-07</b>	<b>1.30E-07</b>

▲ TOP

Licensee Comments:

2Q/17: Changed PRA Parameter(s). Changed PRA Parameter(s).

1Q/17: Risk Cap Invoked.


4Q/16: Risk Cap Invoked. 3Q16: U2 CDF and MSPI result were updated using the application specific model BB011b4, which takes credit for the Generation III Westinghouse RCP Shutdown Seals. The corresponding BY-MSPI-001 Rev 18 was approved in June 2016

3Q/16: Risk Cap Invoked. 4Q15: Unit 1 CDF and MSPI result were updated using the application specific model BB011b4, which takes credit for the Generation III Westinghouse RCP Shutdown Seals. The corresponding BY-MPSI-001 Rev 17 was approved in January 2016.

2Q/16: Risk Cap Invoked.

1Q/16: Risk Cap Invoked.

### Mitigating Systems Performance Index, Residual Heat Removal System



Thresholds: White > 1.00E-6 Yellow > 1.00E-5 Red > 1.00E-4

**Notes**

**Mitigating Systems Performance Index, Residual Heat Removal System**

	1Q/16	2Q/16	3Q/16	4Q/16	1Q/17	2Q/17	3Q/17	4Q/17
UAI ( $\Delta$ CDF)	-2.39E-08	-2.39E-08	2.87E-08	2.87E-08	-2.30E-08	-1.42E-08	-1.42E-08	-1.42E-08
URI ( $\Delta$ CDF)	-7.64E-08	-7.64E-08	-7.64E-08	-7.64E-08	-7.64E-08	-4.91E-08	-4.91E-08	-4.91E-08
PLE	NO	NO	NO	NO	NO	NO	NO	NO
<b>Indicator value</b>	<b>-1.00E-07</b>	<b>-1.00E-07</b>	<b>-4.80E-08</b>	<b>-4.80E-08</b>	<b>-9.90E-08</b>	<b>-6.30E-08</b>	<b>-6.30E-08</b>	<b>-6.30E-08</b>

▲ TOP

Licensee Comments:

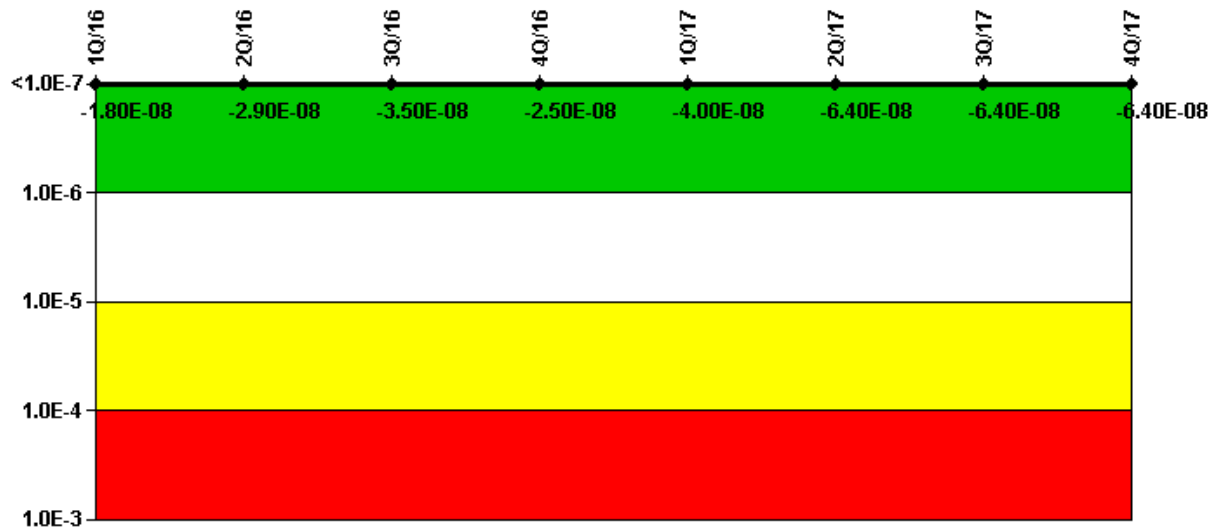
2Q/17: Changed PRA Parameter(s). Changed PRA Parameter(s).

4Q/16: U1-U2 Train A crosstie considered unavailable starting 10/28/11 when standing order 11-057 and 1/2BFRH.1 procedure revisions were issued to remove procedural guidance on use of crosstie modification pending NRC approval. Reference IR 1257908

3Q/16: 4Q15: Unit 1 CDF and MSPI result were updated using the application specific model BB011b4, which takes credit for the Generation III Westinghouse RCP Shutdown Seals. The corresponding BY-MPSI-001 Rev 17 was approved in January 2016.



### Mitigating Systems Performance Index, Cooling Water Systems



Thresholds: White > 1.00E-6 Yellow > 1.00E-5 Red > 1.00E-4

**Notes**

**Mitigating Systems Performance Index, Cooling Water Systems**

	1Q/16	2Q/16	3Q/16	4Q/16	1Q/17	2Q/17	3Q/17	4Q/17
UAI (ΔCDF)	3.74E-08	2.63E-08	1.99E-08	3.02E-08	1.49E-08	2.99E-08	3.00E-08	2.94E-08
URI (ΔCDF)	-5.50E-08	-5.50E-08	-5.50E-08	-5.50E-08	-5.50E-08	-9.36E-08	-9.36E-08	-9.36E-08
PLE	NO	NO	NO	NO	NO	NO	NO	NO
<b>Indicator value</b>	<b>-1.80E-08</b>	<b>-2.90E-08</b>	<b>-3.50E-08</b>	<b>-2.50E-08</b>	<b>-4.00E-08</b>	<b>-6.40E-08</b>	<b>-6.40E-08</b>	<b>-6.40E-08</b>

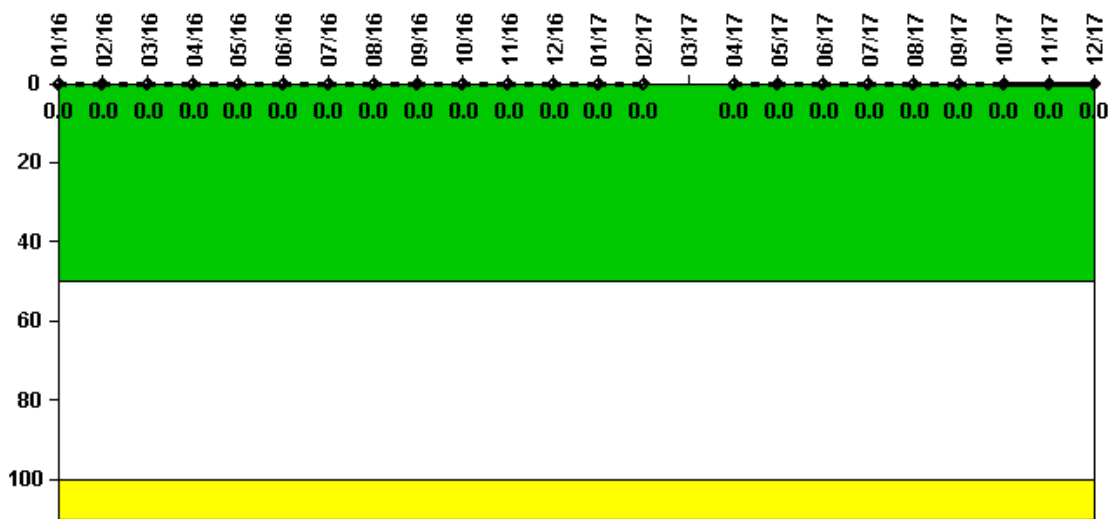
▲ TOP

Licensee Comments:

2Q/17: Changed PRA Parameter(s). Changed PRA Parameter(s).

3Q/16: Changed PRA Parameter(s). 4Q15: Unit 1 CDF and MSPI result were updated using the application specific model BB011b4, which takes credit for the Generation III Westinghouse RCP Shutdown Seals. The corresponding BY-MPSI-001 Rev 17 was approved in January 2016.

### Reactor Coolant System Activity



Thresholds: White > 50.0 Yellow > 100.0

**Notes**

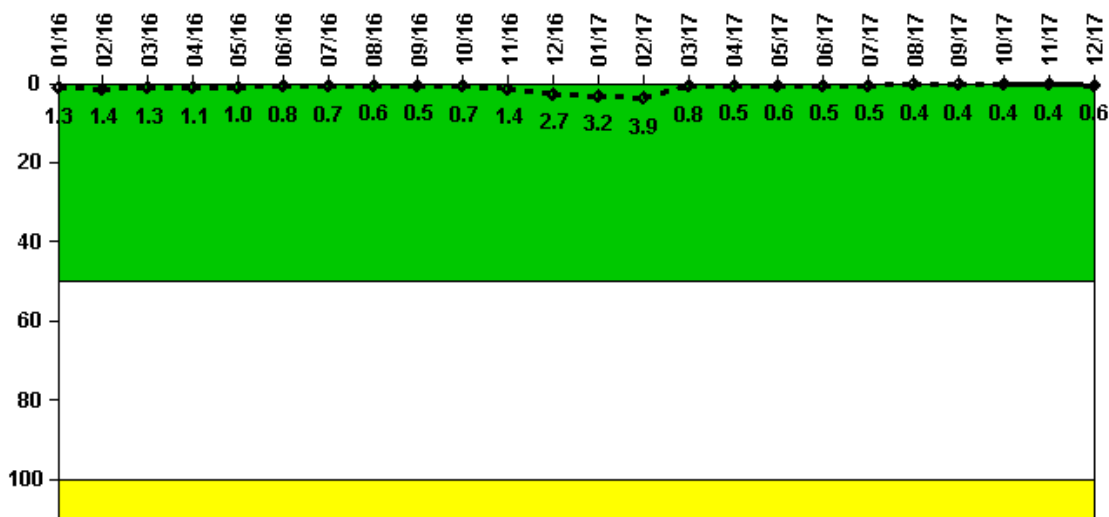
Reactor Coolant System Activity	1/16	2/16	3/16	4/16	5/16	6/16	7/16	8/16	9/16	10/16	11/16	12/16
Maximum activity	0.000173	0.000267	0.000191	0.000204	0.000214	0.000220	0.000234	0.000250	0.000249	0.000256	0.000280	0.000294
Technical specification limit	1.0	1.0	1.0	1.0	1.0	1.0	1.0	1.0	1.0	1.0	1.0	1.0
Indicator value	0	0	0	0	0	0	0	0	0	0	0	0
Reactor Coolant System Activity	1/17	2/17	3/17	4/17	5/17	6/17	7/17	8/17	9/17	10/17	11/17	12/17
Maximum activity	0.000294	0.000315	N/A	0.000117	0.000118	0.000130	0.000136	0.000138	0.000145	0.000197	0.000164	0.000170
Technical specification limit	1.0	1.0	1.0	1.0	1.0	1.0	1.0	1.0	1.0	1.0	1.0	1.0
Indicator value	0	0	N/A	0	0	0	0	0	0	0	0	0

TOP

Licensee Comments:

3/17: No steady state data was measured this period due to refueling outage B1R21  
 9/16: 4Q15: Unit 1 CDF and MSPI result were updated using the application specific model BB011b4, which takes credit for the Generation III Westinghouse RCP Shutdown Seals. The corresponding BY-MPSI-001 Rev 17 was approved in January 2016. PI

### Reactor Coolant System Leakage



Thresholds: White > 50.0 Yellow > 100.0

**Notes**

Reactor Coolant System Leakage	1/16	2/16	3/16	4/16	5/16	6/16	7/16	8/16	9/16	10/16	11/16	12/16
Maximum leakage	0.130	0.140	0.130	0.110	0.100	0.080	0.070	0.060	0.050	0.070	0.140	0.270
Technical specification limit	10.0	10.0	10.0	10.0	10.0	10.0	10.0	10.0	10.0	10.0	10.0	10.0

Indicator value	1/16	2/16	3/16	4/16	5/16	6/16	7/16	8/16	9/16	10/16	11/16	12/16
Indicator value	1.3	1.4	1.3	1.1	1.0	0.8	0.7	0.6	0.5	0.7	1.4	2.7

Reactor Coolant System Leakage	1/17	2/17	3/17	4/17	5/17	6/17	7/17	8/17	9/17	10/17	11/17	12/17
Maximum leakage	0.320	0.390	0.080	0.050	0.060	0.050	0.050	0.040	0.040	0.040	0.040	0.060
Technical specification limit	10.0	10.0	10.0	10.0	10.0	10.0	10.0	10.0	10.0	10.0	10.0	10.0

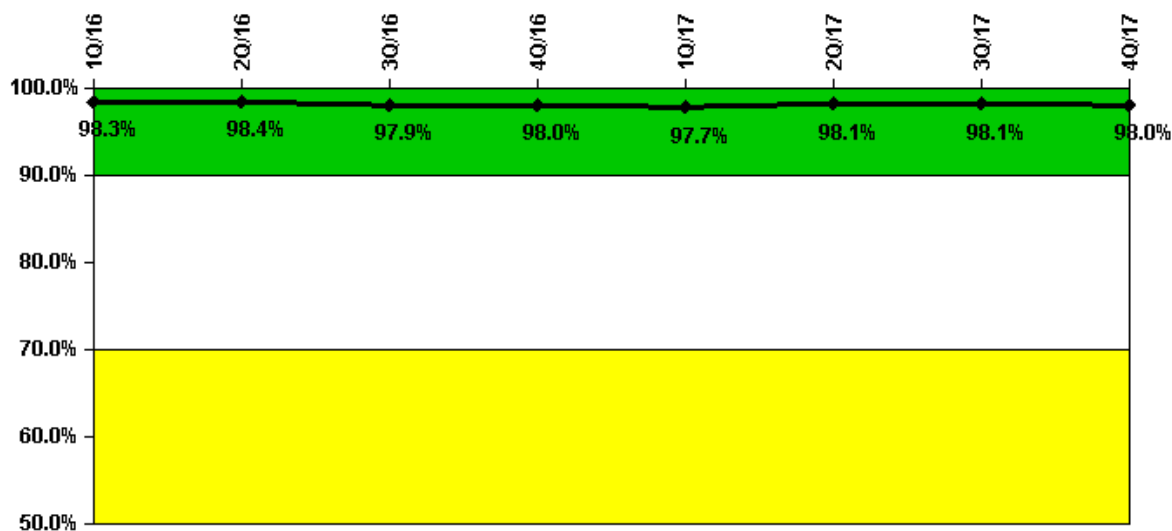
Indicator value	1/17	2/17	3/17	4/17	5/17	6/17	7/17	8/17	9/17	10/17	11/17	12/17
Indicator value	3.2	3.9	0.8	0.5	0.6	0.5	0.5	0.4	0.4	0.4	0.4	0.6

▲ TOP

Licensee Comments:

9/16: 4Q15: Unit 1 CDF and MSPI result were updated using the application specific model BB011b4, which takes credit for the Generation III Westinghouse RCP Shutdown Seals. The corresponding BY-MPSI-001 Rev 17 was approved in January 2016. PI

### Drill/Exercise Performance



Thresholds: White < 90.0% Yellow < 70.0%

#### Notes

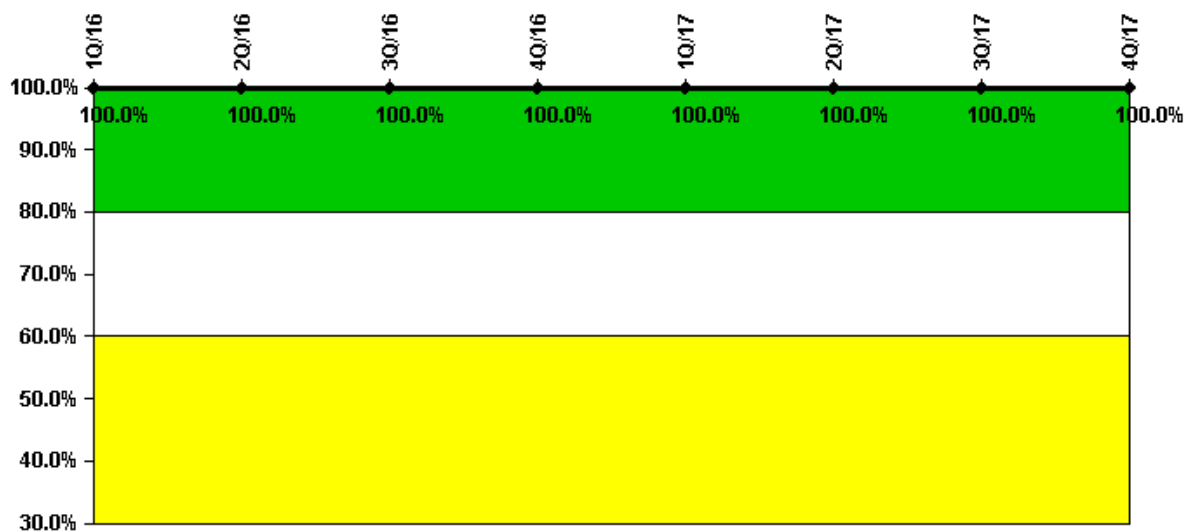
Drill/Exercise Performance	1Q/16	2Q/16	3Q/16	4Q/16	1Q/17	2Q/17	3Q/17	4Q/17
Successful opportunities	106.0	44.0	29.0	34.0	28.0	55.0	40.0	12.0
Total opportunities	109.0	44.0	32.0	34.0	28.0	56.0	40.0	12.0

**Indicator value**                    **98.3% 98.4% 97.9% 98.0% 97.7% 98.1% 98.1% 98.0%**

▲ TOP

Licensee Comments: none

### ERO Drill Participation



Thresholds: White < 80.0% Yellow < 60.0%

**Notes**

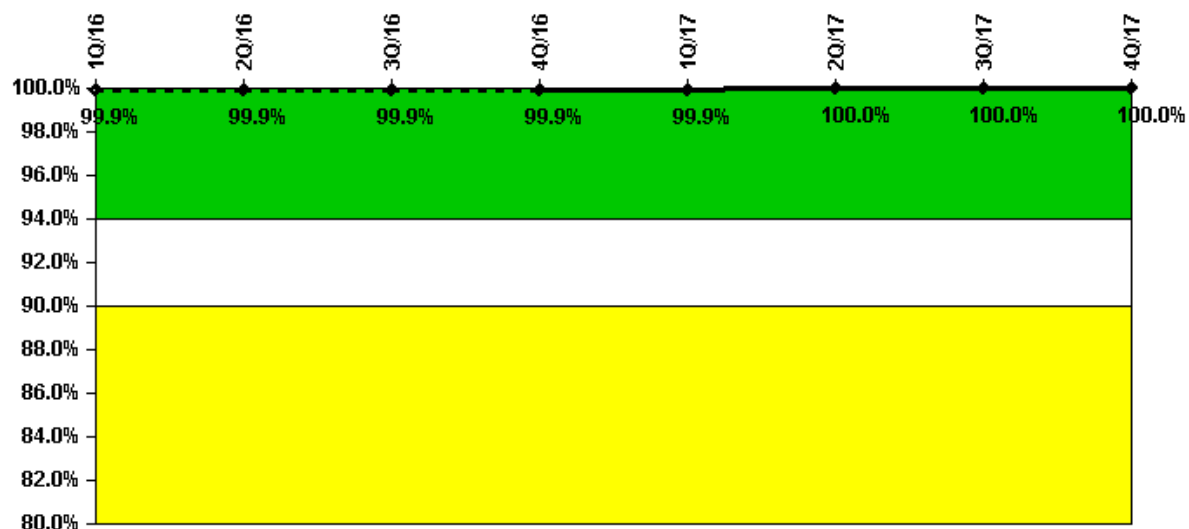
ERO Drill Participation	1Q/16	2Q/16	3Q/16	4Q/16	1Q/17	2Q/17	3Q/17	4Q/17
Participating Key personnel	76.0	78.0	77.0	77.0	78.0	66.0	70.0	72.0
Total Key personnel	76.0	78.0	77.0	77.0	78.0	66.0	70.0	72.0

**Indicator value**                **100.0% 100.0% 100.0% 100.0% 100.0% 100.0% 100.0% 100.0%**

▲ TOP

Licensee Comments: none

### Alert & Notification System



Thresholds: White < 94.0% Yellow < 90.0%

#### Notes

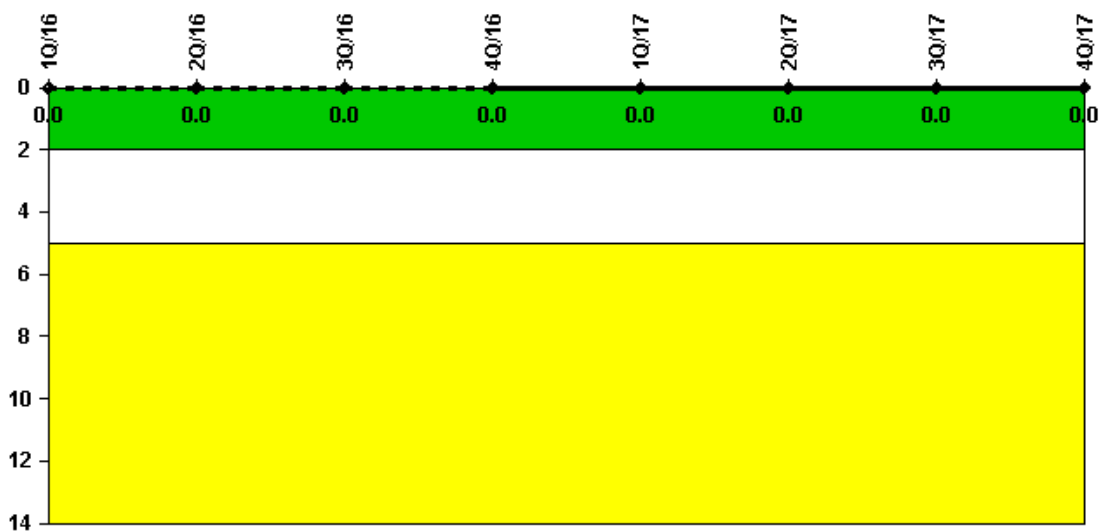
Alert & Notification System	1Q/16	2Q/16	3Q/16	4Q/16	1Q/17	2Q/17	3Q/17	4Q/17
Successful siren-tests	3897	3902	3900	3780	3964	3904	3842	3842
Total sirens-tests	3904	3904	3904	3782	3965	3904	3843	3843

Indicator value                    99.9% 99.9% 99.9% 99.9% 99.9% 100.0% 100.0% 100.0%

▲ TOP

Licensee Comments: none

### Occupational Exposure Control Effectiveness



Thresholds: White > 2.0 Yellow > 5.0

**Notes**

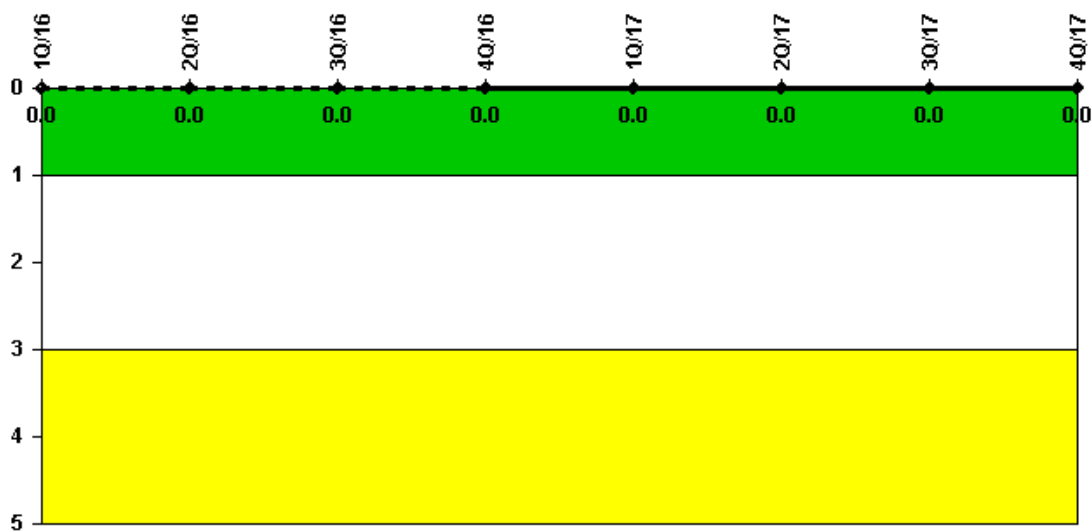
**Occupational Exposure Control Effectiveness** 1Q/16 2Q/16 3Q/16 4Q/16 1Q/17 2Q/17 3Q/17 4Q/17

High radiation area occurrences	0	0	0	0	0	0	0	0
Very high radiation area occurrences	0	0	0	0	0	0	0	0
Unintended exposure occurrences	0	0	0	0	0	0	0	0
<b>Indicator value</b>	<b>0</b>	<b>0</b>	<b>0</b>	<b>0</b>	<b>0</b>	<b>0</b>	<b>0</b>	<b>0</b>

TOP

Licensee Comments: none

### RETS/ODCM Radiological Effluent



Thresholds: White > 1.0 Yellow > 3.0

**Notes**

**RETS/ODCM Radiological Effluent** 1Q/16 2Q/16 3Q/16 4Q/16 1Q/17 2Q/17 3Q/17 4Q/17

RETS/ODCM occurrences                    0    0    0    0    0    0    0    0

**Indicator value**                            0    0    0    0    0    0    0    0

▲ TOP

Licensee Comments: none

Although the Security Cornerstone is included in the Reactor Oversight Process assessment program, the Commission has decided that specific information related to findings and performance indicators pertaining to the Security Cornerstone will not be publicly available to ensure that security information is not provided to a possible adversary. Other than the fact that a finding or performance indicator is Green or Greater-Than-Green, security related information will not be displayed on the public web page.

*Current data as of: February 1, 2018*

*Page Last Reviewed/Updated Monday, November 06, 2017*