



Home > Nuclear Reactors > Operating Reactors > Reactor Oversight Process > Plant Summaries > Brunswick 1 > Quarterly Performance Indicators

## Brunswick 1 – Quarterly Performance Indicators

### 4Q/2017 Performance Indicators

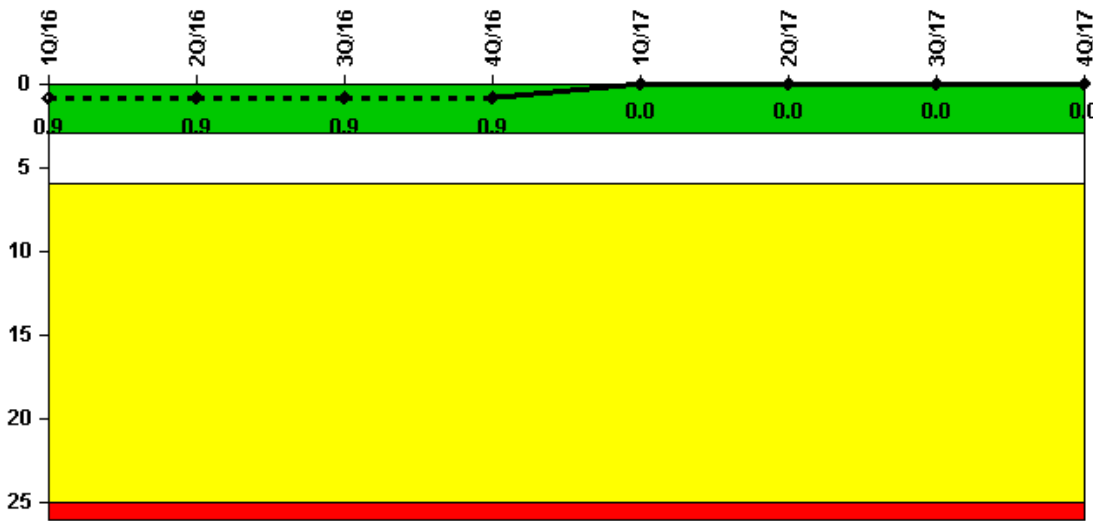
The solid trend line represents the current reporting period.

Licensee's General Comments: The September 2017 (3Q 2017) ERO Key Personnel Participation indicator was revised based on an arithmetic error when calculating the final value. The indicator color was unaffected by this change and remains Green.

On this page:

- Unplanned Scrams (IE01)
- Unplanned Power Changes per 7000 Critical Hours (IE03)
- Unplanned Scrams with Complications (IE04)
- Safety System Functional Failures (MS05)
- Emergency AC Power Systems (MS06)
- High Pressure Injection Systems (MS07)
- Heat Removal Systems (MS08)
- Residual Heat Removal Systems (MS09)
- Cooling Water Systems (MS10)
- Reactor Coolant System Activity (BI01)
- Reactor Coolant System Leakage (BI02)
- Drill/Exercise Performance (EP01)
- Emergency Response Organization Drill Participation (EP02)
- Alert and Notification System Reliability (EP03)
- Occupational Exposure Control Effectiveness (OR01)
- RETS/OCDM Radiological Effluent Occurrence (PR01)
- Protected Area Equipment (PP01)

### Unplanned Scrams per 7000 Critical Hrs



Thresholds: White > 3.0 Yellow > 6.0 Red > 25.0

**Notes**

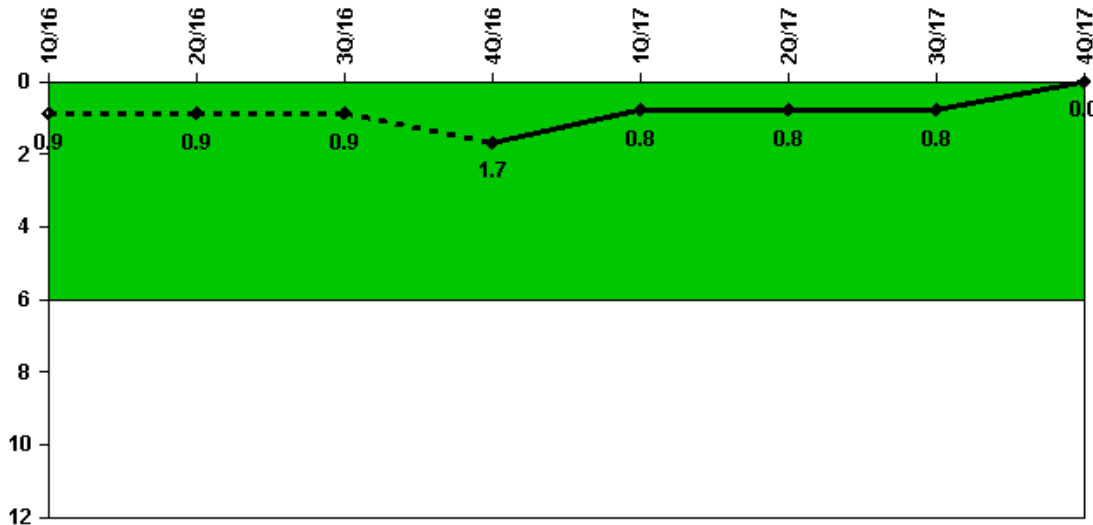
Unplanned Scrams per 7000 Critical Hrs	1Q/16	2Q/16	3Q/16	4Q/16	1Q/17	2Q/17	3Q/17	4Q/17
Unplanned scrams	1.0	0	0	0	0	0	0	0
Critical hours	1421.2	2184.0	2208.0	2209.0	2159.0	2127.4	2208.0	2209.0

Indicator value	0.9	0.9	0.9	0.9	0	0	0	0
-----------------	-----	-----	-----	-----	---	---	---	---

TOP

Licensee Comments: none

### Unplanned Power Changes per 7000 Critical Hrs



Thresholds: White > 6.0

**Notes**

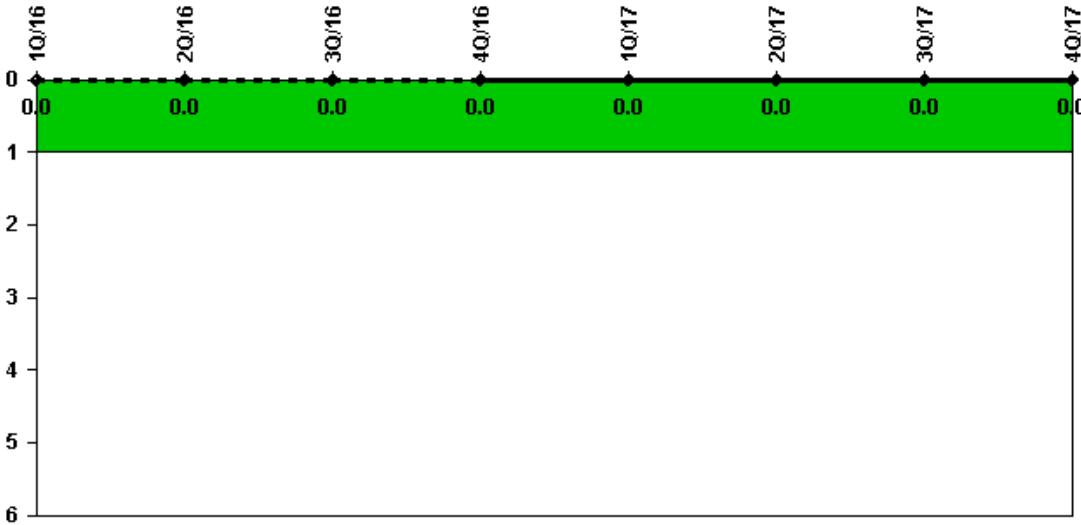
<b>Unplanned Power Changes per 7000 Critical Hrs</b>	<b>1Q/16</b>	<b>2Q/16</b>	<b>3Q/16</b>	<b>4Q/16</b>	<b>1Q/17</b>	<b>2Q/17</b>	<b>3Q/17</b>	<b>4Q/17</b>
Unplanned power changes	1.0	0	0	1.0	0	0	0	0
Critical hours	1421.2	2184.0	2208.0	2209.0	2159.0	2127.4	2208.0	2209.0
<b>Indicator value</b>	<b>0.9</b>	<b>0.9</b>	<b>0.9</b>	<b>1.7</b>	<b>0.8</b>	<b>0.8</b>	<b>0.8</b>	<b>0</b>

▲ TOP

Licensee Comments:

4Q/17: On November 26, 2017, the NRC issued license amendments for both BSEP Units 1 and 2 for a one-time extension of the Emergency Diesel Generator completion times from 14 days to 30 days based on an emergency license amendment request. The granting of the emergency license amendment allowed BSEP Units 1 and 2 to stay at full power operation and avoid an unplanned power change of greater than 20-percent of full power.

**Unplanned Scrams with Complications**



Thresholds: White > 1.0

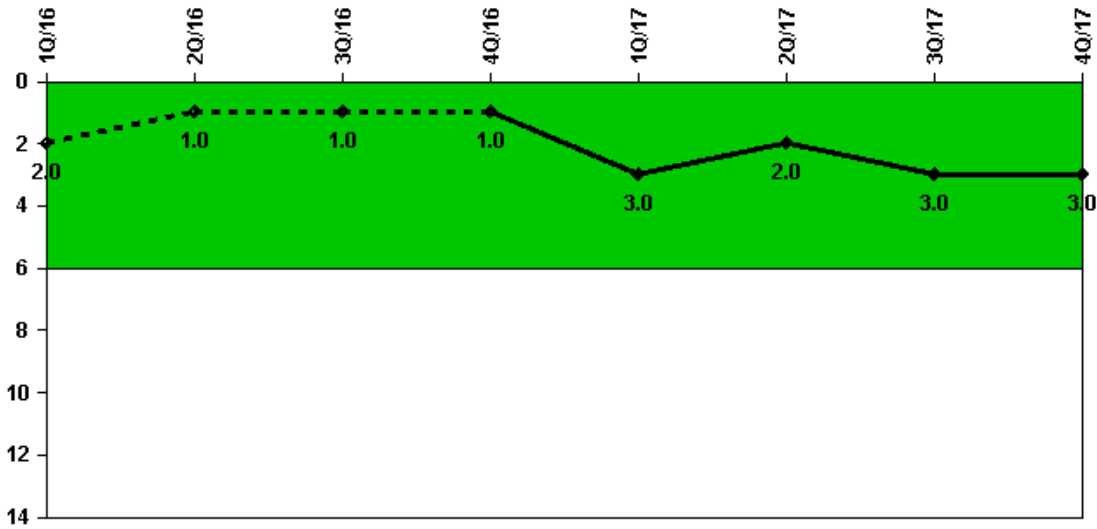
**Notes**

<b>Unplanned Scrams with Complications</b>	<b>1Q/16</b>	<b>2Q/16</b>	<b>3Q/16</b>	<b>4Q/16</b>	<b>1Q/17</b>	<b>2Q/17</b>	<b>3Q/17</b>	<b>4Q/17</b>
Scrams with complications	0	0	0	0	0	0	0	0
<b>Indicator value</b>	<b>0.0</b>	<b>0.0</b>	<b>0.0</b>	<b>0.0</b>	<b>0.0</b>	<b>0.0</b>	<b>0.0</b>	<b>0.0</b>

▲ TOP

Licensee Comments: none

### Safety System Functional Failures (BWR)



Thresholds: White > 6.0

#### Notes

#### Safety System Functional Failures (BWR) 1Q/16 2Q/16 3Q/16 4Q/16 1Q/17 2Q/17 3Q/17 4Q/17

Safety System Functional Failures	0	1	0	0	2	0	1	0
<b>Indicator value</b>	<b>2</b>	<b>1</b>	<b>1</b>	<b>1</b>	<b>3</b>	<b>2</b>	<b>3</b>	<b>3</b>

▲ TOP

#### Licensee Comments:

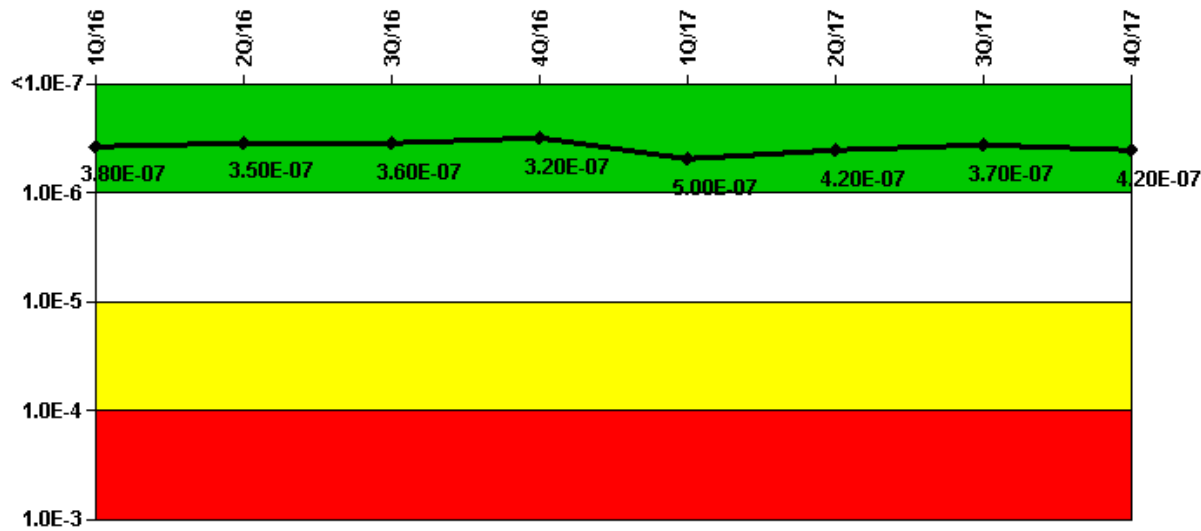
3Q/17: LER 1-2017-003 documented a SSFF of the Control Room AC and Control Room Emergency Ventilation (CREV) system when it was rendered inoperable. LER 1-2017-003 was submitted on Aug. 2, 2017. Because of the shared nature of the Control Rooms at Brunswick, the loss of safety function affects both Unit 1 and Unit 2.

1Q/17: LER 1-2017-001, submitted on March 22, 2017, reports a safety system functional failure (SSFF) of the on-site Emergency AC System. EDG 1 was inoperable coincident with other EDGs at various times. Since it was not known that EDG 1 was inoperable, only one SSFF is counted, consistent with NEI 99-02 guidance. Due to the shared electrical distribution system, this affects Units 1 and 2.

LER 1-2016-006, submitted on Feb. 13, 2017, reports a safety system functional failure (SSFF) of the Control Room Air Conditioning System. Due to the shared control room configuration, this affects Units 1 and 2.

2Q/16: LER 1-2016-002, dated 5/2/16, reported one event where EDG 3 failed to start and was considered inoperable. Therefore, this event was counted as a SSFF. This was applicable to both Unit 1 and 2.

### Mitigating Systems Performance Index, Emergency AC Power System



Thresholds: White > 1.00E-6 Yellow > 1.00E-5 Red > 1.00E-4

**Notes**

**Mitigating Systems Performance Index, Emergency AC Power System**

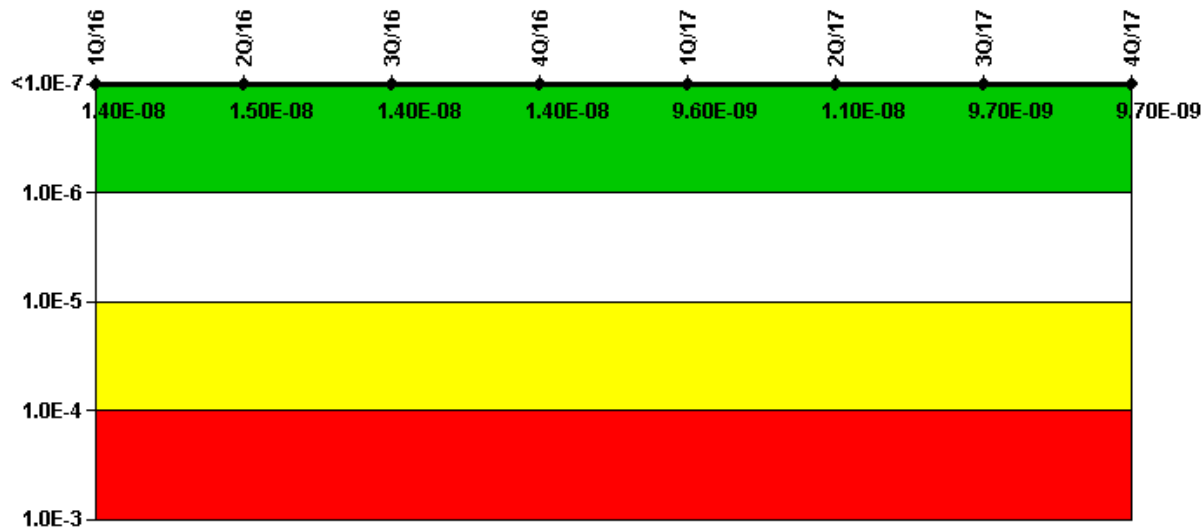
	1Q/16	2Q/16	3Q/16	4Q/16	1Q/17	2Q/17	3Q/17	4Q/17
UAI (ΔCDF)	1.68E-07	1.36E-07	1.42E-07	1.02E-07	1.37E-07	1.28E-07	1.44E-07	2.60E-07
URI (ΔCDF)	2.13E-07	2.14E-07	2.14E-07	2.14E-07	3.60E-07	2.90E-07	2.27E-07	1.58E-07
PLE	NO	NO	NO	NO	NO	NO	NO	NO
<b>Indicator value</b>	<b>3.80E-07</b>	<b>3.50E-07</b>	<b>3.60E-07</b>	<b>3.20E-07</b>	<b>5.00E-07</b>	<b>4.20E-07</b>	<b>3.70E-07</b>	<b>4.20E-07</b>

▲ TOP

Licensee Comments:

1Q/16: Planned unavailability hours were adjusted for March 2016 on the Emergency Diesel Generators due to double counting of hours that was discovered during a review of Operations logs and the CDE database. This adjustment did not affect the color of the EAC MPSI indicator.

### Mitigating Systems Performance Index, High Pressure Injection System



Thresholds: White > 1.00E-6 Yellow > 1.00E-5 Red > 1.00E-4

**Notes**


**Mitigating Systems Performance Index, High Pressure Injection System**

	1Q/16	2Q/16	3Q/16	4Q/16	1Q/17	2Q/17	3Q/17	4Q/17
UAI ( $\Delta$ CDF)	6.91E-09	7.34E-09	6.45E-09	6.44E-09	2.38E-09	3.44E-09	2.42E-09	2.41E-09
URI ( $\Delta$ CDF)	7.25E-09	7.25E-09	7.25E-09	7.25E-09	7.25E-09	7.25E-09	7.25E-09	7.25E-09
PLE	NO	NO	NO	NO	NO	NO	NO	NO
<b>Indicator value</b>	<b>1.40E-08</b>	<b>1.50E-08</b>	<b>1.40E-08</b>	<b>1.40E-08</b>	<b>9.60E-09</b>	<b>1.10E-08</b>	<b>9.70E-09</b>	<b>9.70E-09</b>

▲ TOP

Licensee Comments: none

### Mitigating Systems Performance Index, Heat Removal System



Thresholds: White > 1.00E-6 Yellow > 1.00E-5 Red > 1.00E-4

**Notes**

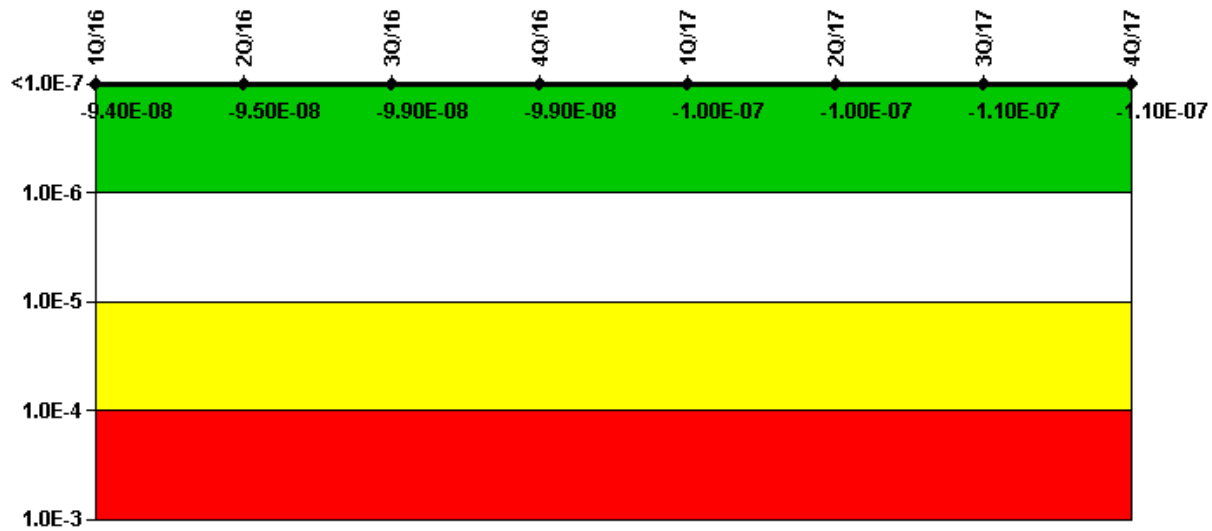
**Mitigating Systems Performance Index, Heat Removal System**

	1Q/16	2Q/16	3Q/16	4Q/16	1Q/17	2Q/17	3Q/17	4Q/17
UAI ( $\Delta$ CDF)	2.64E-09	2.91E-09	-3.76E-10	-3.25E-09	-3.25E-09	-3.25E-09	-3.25E-09	-3.25E-09
URI ( $\Delta$ CDF)	-1.02E-08	-1.02E-08	-1.02E-08	-1.02E-08	-1.02E-08	-1.02E-08	-1.02E-08	-1.02E-08
PLE	NO	NO	NO	NO	NO	NO	NO	NO
<b>Indicator value</b>	<b>-7.50E-09</b>	<b>-7.30E-09</b>	<b>-1.10E-08</b>	<b>-1.30E-08</b>	<b>-1.30E-08</b>	<b>-1.30E-08</b>	<b>-1.30E-08</b>	<b>-1.30E-08</b>

▲ TOP

Licensee Comments: none

### Mitigating Systems Performance Index, Residual Heat Removal System



Thresholds: White > 1.00E-6 Yellow > 1.00E-5 Red > 1.00E-4

**Notes**

**Mitigating Systems Performance Index, Residual Heat Removal System**

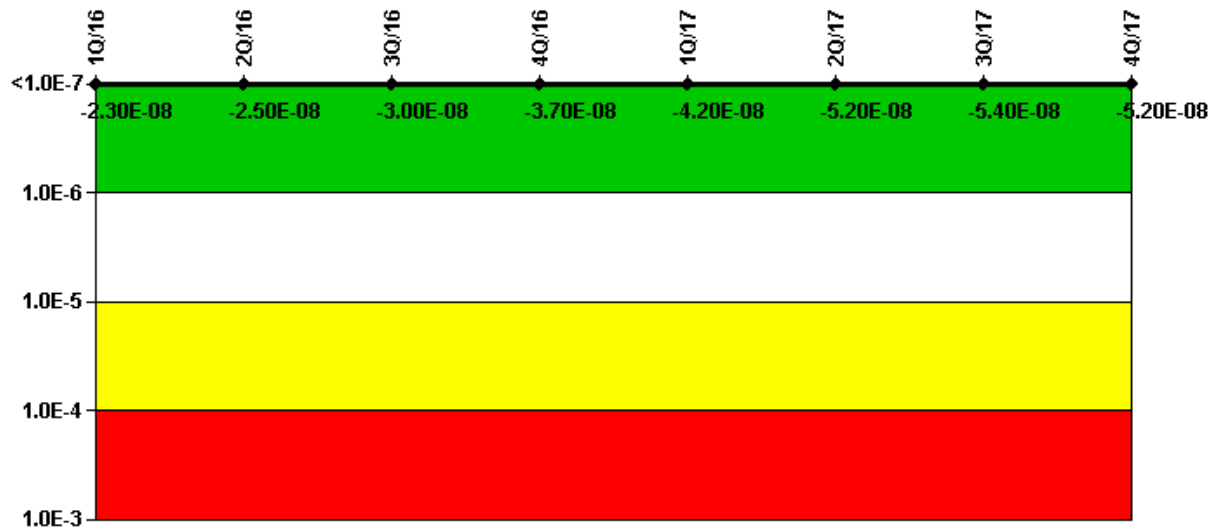
	1Q/16	2Q/16	3Q/16	4Q/16	1Q/17	2Q/17	3Q/17	4Q/17
UAI ( $\Delta$ CDF)	-2.26E-08	-2.33E-08	-2.74E-08	-2.77E-08	-2.95E-08	-2.98E-08	-3.45E-08	-3.45E-08
URI ( $\Delta$ CDF)	-7.13E-08	-7.13E-08	-7.13E-08	-7.13E-08	-7.13E-08	-7.13E-08	-7.13E-08	-7.13E-08
PLE	NO	NO	NO	NO	NO	NO	NO	NO
<b>Indicator value</b>	<b>-9.40E-08</b>	<b>-9.50E-08</b>	<b>-9.90E-08</b>	<b>-9.90E-08</b>	<b>-1.00E-07</b>	<b>-1.00E-07</b>	<b>-1.10E-07</b>	<b>-1.10E-07</b>

TOP

Licensee Comments: none



### Mitigating Systems Performance Index, Cooling Water Systems



Thresholds: White > 1.00E-6 Yellow > 1.00E-5 Red > 1.00E-4

**Notes**

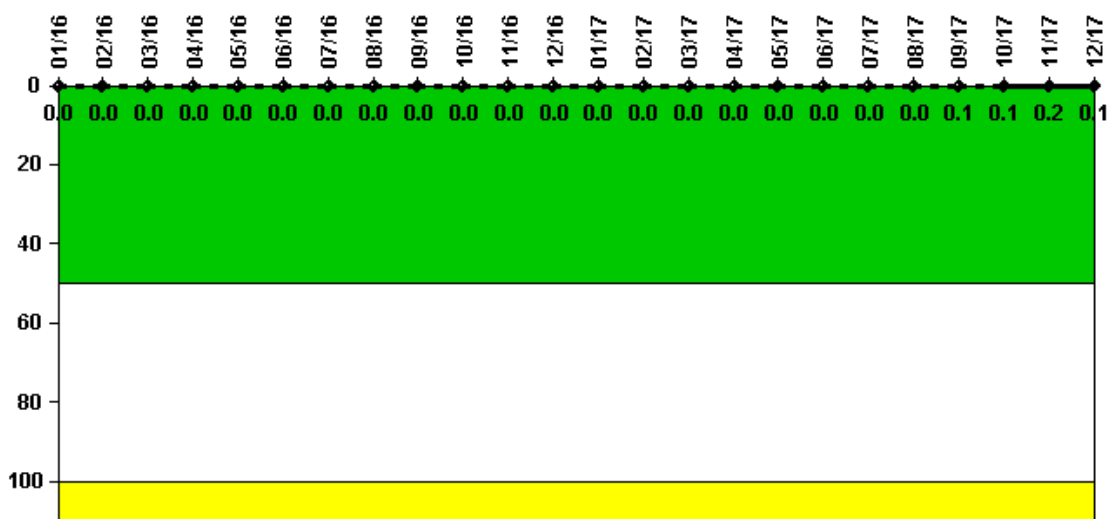
**Mitigating Systems Performance Index, Cooling Water Systems**

	1Q/16	2Q/16	3Q/16	4Q/16	1Q/17	2Q/17	3Q/17	4Q/17
UAI (ΔCDF)	-8.56E-09	-9.59E-09	-1.44E-08	-2.18E-08	-2.64E-08	-2.71E-08	-2.92E-08	-2.71E-08
URI (ΔCDF)	-1.48E-08	-1.56E-08	-1.56E-08	-1.56E-08	-1.56E-08	-2.45E-08	-2.46E-08	-2.46E-08
PLE	NO	NO	NO	NO	NO	NO	NO	NO
<b>Indicator value</b>	<b>-2.30E-08</b>	<b>-2.50E-08</b>	<b>-3.00E-08</b>	<b>-3.70E-08</b>	<b>-4.20E-08</b>	<b>-5.20E-08</b>	<b>-5.40E-08</b>	<b>-5.20E-08</b>

▲ TOP

Licensee Comments: none

### Reactor Coolant System Activity



Thresholds: White > 50.0 Yellow > 100.0

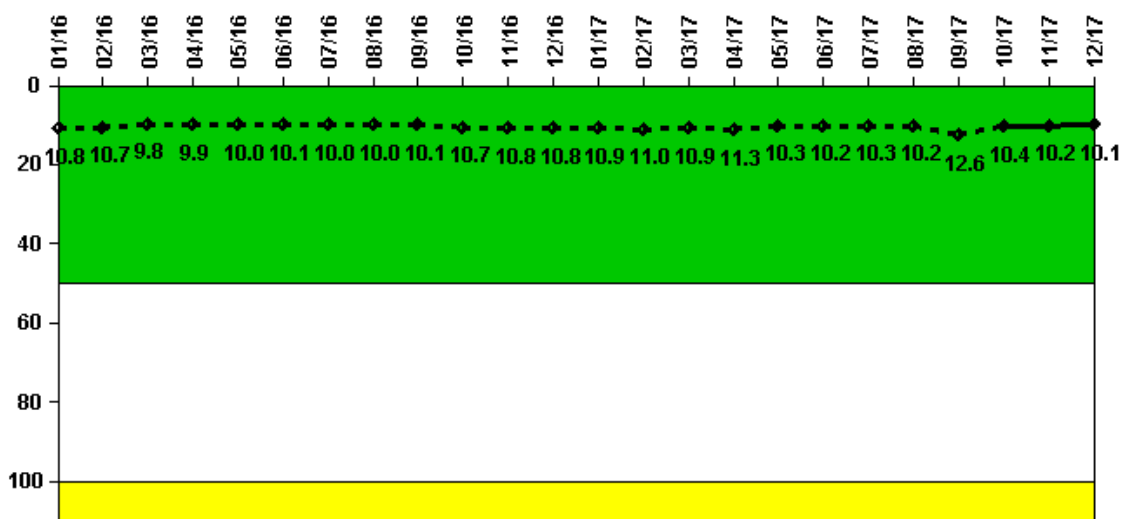
**Notes**

Reactor Coolant System Activity	1/16	2/16	3/16	4/16	5/16	6/16	7/16	8/16	9/16	10/16	11/16	12/16
Maximum activity	0.000036	0.000036	0.000035	0.000033	0.000029	0.000043	0.000031	0.000035	0.000034	0.000029	0.000036	0.000027
Technical specification limit	0.2	0.2	0.2	0.2	0.2	0.2	0.2	0.2	0.2	0.2	0.2	0.2
<b>Indicator value</b>	<b>0</b>	<b>0</b>	<b>0</b>	<b>0</b>	<b>0</b>	<b>0</b>	<b>0</b>	<b>0</b>	<b>0</b>	<b>0</b>	<b>0</b>	<b>0</b>
Reactor Coolant System Activity	1/17	2/17	3/17	4/17	5/17	6/17	7/17	8/17	9/17	10/17	11/17	12/17
Maximum activity	0.000026	0.000029	0.000035	0.000033	0.000033	0.000034	0.000035	0.000038	0.000156	0.000148	0.000399	0.000142
Technical specification limit	0.2	0.2	0.2	0.2	0.2	0.2	0.2	0.2	0.2	0.2	0.2	0.2
<b>Indicator value</b>	<b>0</b>	<b>0</b>	<b>0</b>	<b>0</b>	<b>0</b>	<b>0</b>	<b>0</b>	<b>0</b>	<b>0.1</b>	<b>0.1</b>	<b>0.2</b>	<b>0.1</b>

▲ TOP

Licensee Comments: none

### Reactor Coolant System Leakage



Thresholds: White > 50.0 Yellow > 100.0

**Notes**

Reactor Coolant System Leakage	1/16	2/16	3/16	4/16	5/16	6/16	7/16	8/16	9/16	10/16	11/16	12/16
Maximum leakage	2.690	2.680	2.440	2.470	2.510	2.520	2.510	2.510	2.520	2.680	2.700	2.710
Technical specification limit	25.0	25.0	25.0	25.0	25.0	25.0	25.0	25.0	25.0	25.0	25.0	25.0

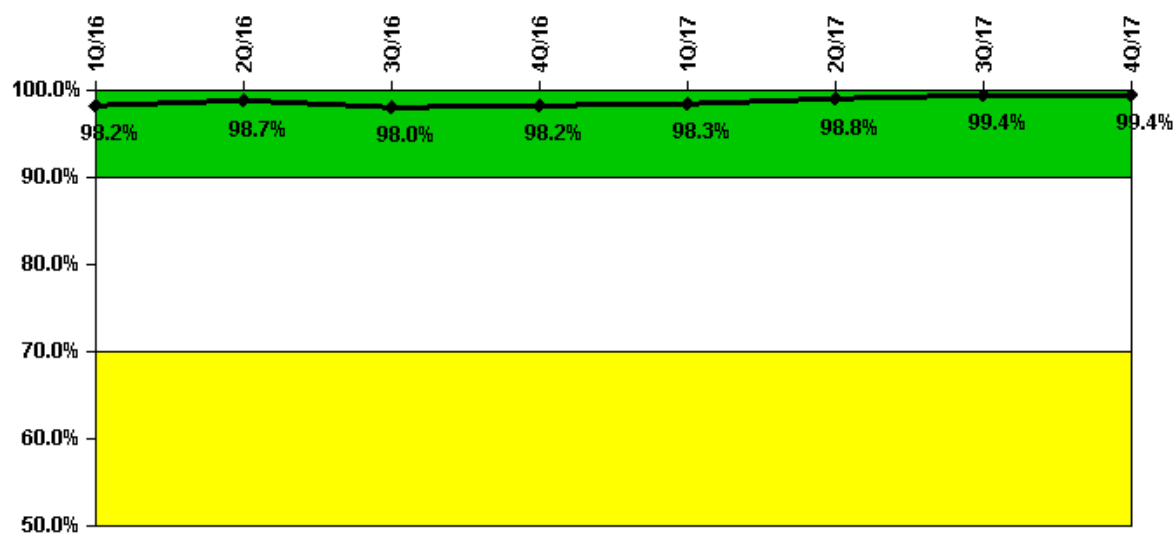
<b>Indicator value</b>	<b>10.8</b>	<b>10.7</b>	<b>9.8</b>	<b>9.9</b>	<b>10.0</b>	<b>10.1</b>	<b>10.0</b>	<b>10.0</b>	<b>10.1</b>	<b>10.7</b>	<b>10.8</b>	<b>10.8</b>
Reactor Coolant System Leakage	1/17	2/17	3/17	4/17	5/17	6/17	7/17	8/17	9/17	10/17	11/17	12/17
Maximum leakage	2.730	2.750	2.730	2.830	2.570	2.550	2.580	2.560	3.150	2.590	2.550	2.530
Technical specification limit	25.0	25.0	25.0	25.0	25.0	25.0	25.0	25.0	25.0	25.0	25.0	25.0

<b>Indicator value</b>	<b>10.9</b>	<b>11.0</b>	<b>10.9</b>	<b>11.3</b>	<b>10.3</b>	<b>10.2</b>	<b>10.3</b>	<b>10.2</b>	<b>12.6</b>	<b>10.4</b>	<b>10.2</b>	<b>10.1</b>
------------------------	-------------	-------------	-------------	-------------	-------------	-------------	-------------	-------------	-------------	-------------	-------------	-------------

▲ TOP

Licensee Comments: none

### Drill/Exercise Performance



Thresholds: White < 90.0% Yellow < 70.0%

#### Notes

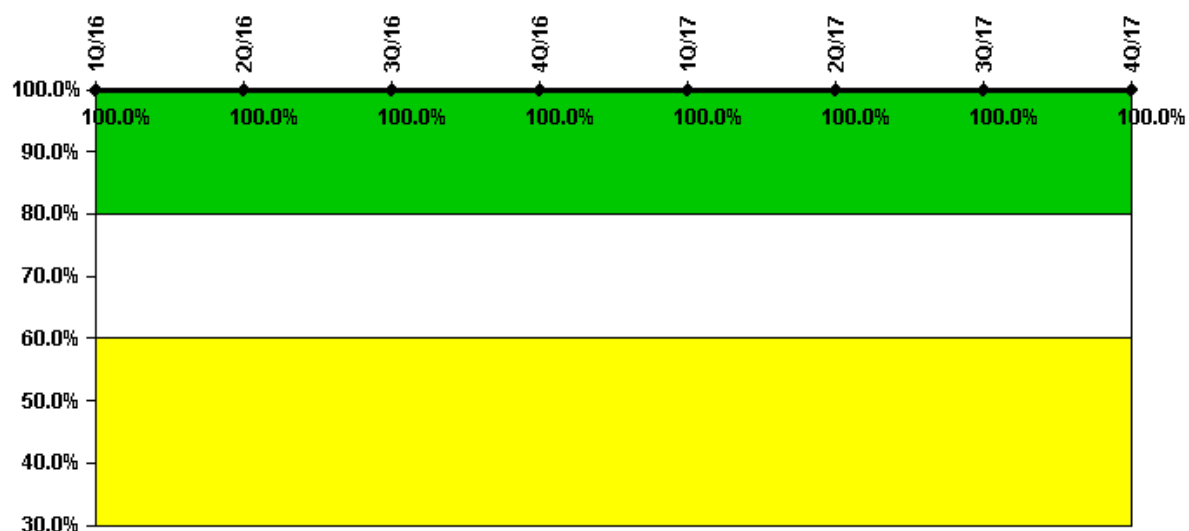
Drill/Exercise Performance	1Q/16	2Q/16	3Q/16	4Q/16	1Q/17	2Q/17	3Q/17	4Q/17
Successful opportunities	8.0	9.0	29.0	35.0	23.0	8.0	25.0	17.0
Total opportunities	8.0	9.0	30.0	35.0	23.0	8.0	25.0	17.0

**Indicator value**                    **98.2% 98.7% 98.0% 98.2% 98.3% 98.8% 99.4% 99.4%**

▲ TOP

Licensee Comments: none

### ERO Drill Participation



Thresholds: White < 80.0% Yellow < 60.0%

**Notes**

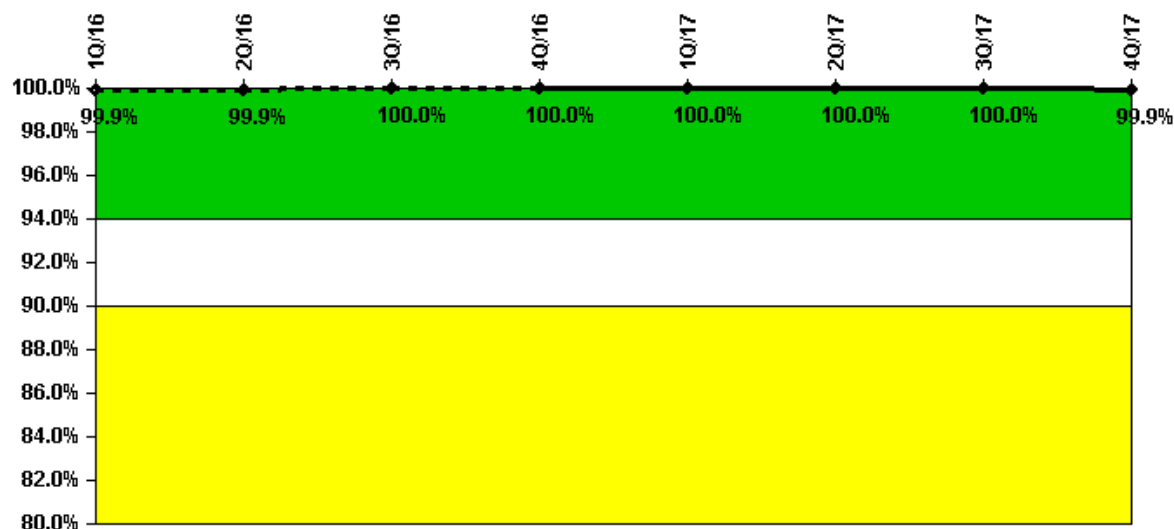
ERO Drill Participation	1Q/16	2Q/16	3Q/16	4Q/16	1Q/17	2Q/17	3Q/17	4Q/17
Participating Key personnel	108.0	102.0	109.0	112.0	102.0	97.0	151.0	156.0
Total Key personnel	108.0	102.0	109.0	112.0	102.0	97.0	151.0	156.0

**Indicator value**                **100.0% 100.0% 100.0% 100.0% 100.0% 100.0% 100.0% 100.0%**

▲ TOP

Licensee Comments: none

### Alert & Notification System



Thresholds: White < 94.0% Yellow < 90.0%

**Notes**

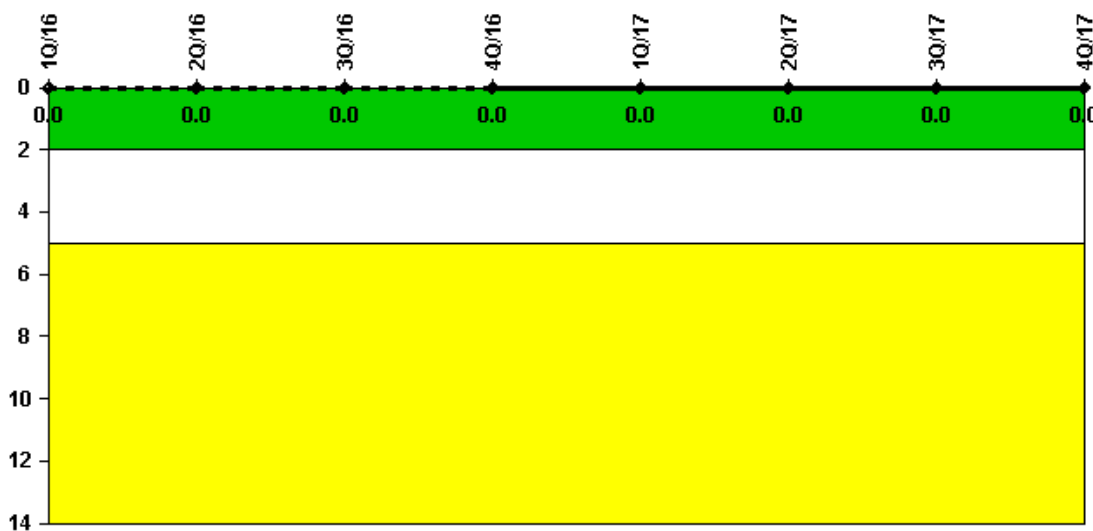
Alert & Notification System	1Q/16	2Q/16	3Q/16	4Q/16	1Q/17	2Q/17	3Q/17	4Q/17
Successful siren-tests	532	532	532	532	532	532	532	530
Total sirens-tests	532	532	532	532	532	532	532	532

**Indicator value**                    **99.9% 99.9% 100.0% 100.0% 100.0% 100.0% 100.0% 99.9%**

▲ TOP

Licensee Comments: none

### Occupational Exposure Control Effectiveness



Thresholds: White > 2.0 Yellow > 5.0

**Notes**

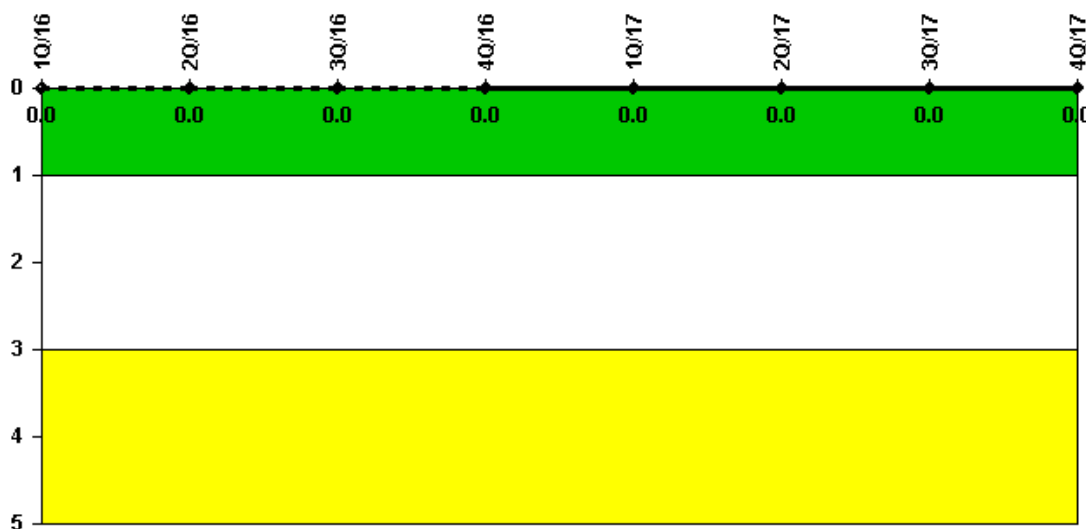
**Occupational Exposure Control Effectiveness** 1Q/16 2Q/16 3Q/16 4Q/16 1Q/17 2Q/17 3Q/17 4Q/17

High radiation area occurrences	0	0	0	0	0	0	0	0
Very high radiation area occurrences	0	0	0	0	0	0	0	0
Unintended exposure occurrences	0	0	0	0	0	0	0	0
<b>Indicator value</b>	<b>0</b>	<b>0</b>	<b>0</b>	<b>0</b>	<b>0</b>	<b>0</b>	<b>0</b>	<b>0</b>

TOP

Licensee Comments: none

### RETS/ODCM Radiological Effluent



Thresholds: White > 1.0 Yellow > 3.0

**Notes**

**RETS/ODCM Radiological Effluent** 1Q/16 2Q/16 3Q/16 4Q/16 1Q/17 2Q/17 3Q/17 4Q/17

RETS/ODCM occurrences                    0    0    0    0    0    0    0    0

**Indicator value**                            0    0    0    0    0    0    0    0

TOP

Licensee Comments: none

Although the Security Cornerstone is included in the Reactor Oversight Process assessment program, the Commission has decided that specific information related to findings and performance indicators pertaining to the Security Cornerstone will not be publicly available to ensure that security information is not provided to a possible adversary. Other than the fact that a finding or performance indicator is Green or Greater-Than-Green, security related information will not be displayed on the public web page.

*Current data as of: February 1, 2018*

*Page Last Reviewed/Updated Monday, November 06, 2017*