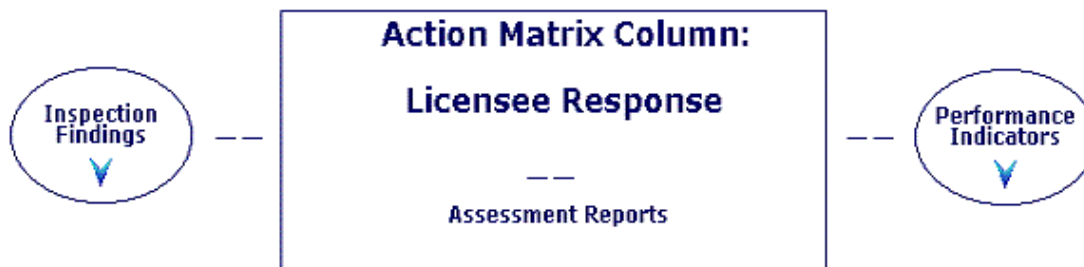


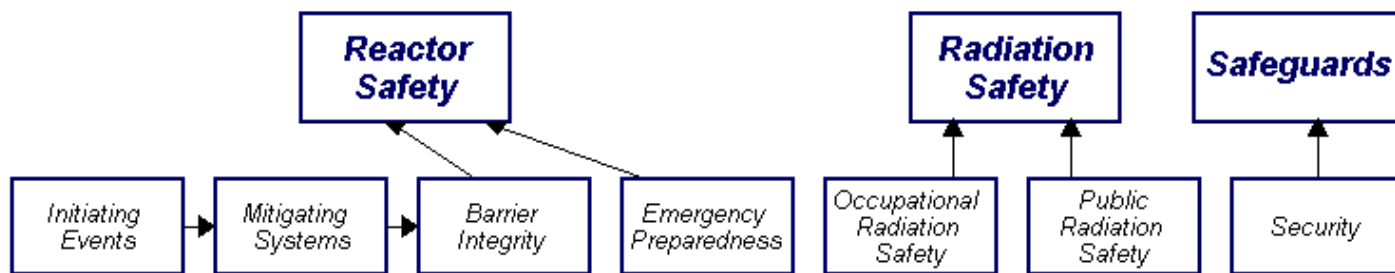


Home > Nuclear Reactors > Operating Reactors > Reactor Oversight Process > Plant Summaries > Browns Ferry 2 – Quarterly Performance Summary

Browns Ferry 2 – Quarterly Performance Summary

4Q/2017 Performance Summary

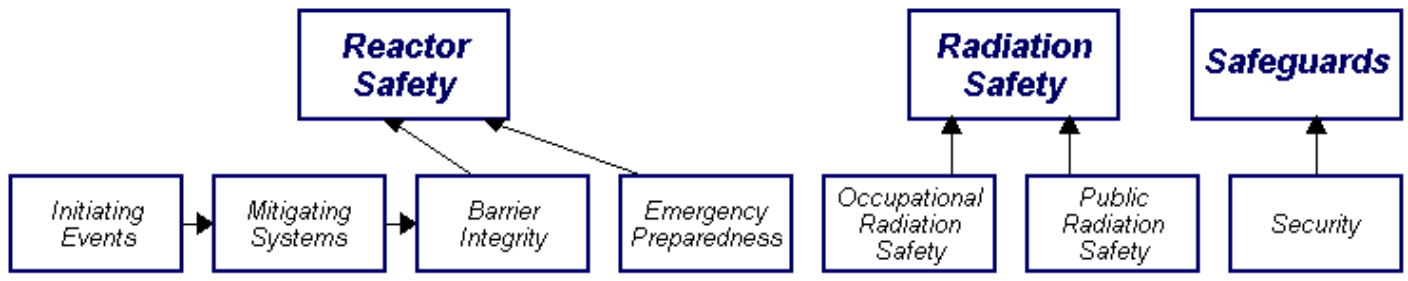




Performance Indicators

Unplanned Scrams (G)	Safety System Functional Failures (G)	Reactor Coolant System Activity (G)	Drill/Exercise Performance (G)	Occupational Exposure Control Effectiveness (G)	RETS/ODCM Radiological Effluent (G)	Protected Area Equipment (G)
Unplanned Power Changes (G)	Emergency AC Power System (G)	Reactor Coolant System Leakage (G)	ERD Drill Participation (G)			
Unplanned Scrams with Complications (G)	High Pressure Injection System (G)		Alert and Notification System (G)			
	Heat Removal System (G)					
	Residual Heat Removal System (G)					
	Cooling Water Systems (G)					

Current data as of: February 1, 2018



Most Significant Inspection Findings

4Q/2017	No findings this quarter	No findings this quarter	No findings this quarter	No findings this quarter	No findings this quarter	No findings this quarter	No findings this quarter
3Q/2017	G	G	No findings this quarter	No findings this quarter	No findings this quarter	No findings this quarter	No findings this quarter
2Q/2017	No findings this quarter	No findings this quarter	G	No findings this quarter	No findings this quarter	No findings this quarter	No findings this quarter
1Q/2017	No findings this quarter	No findings this quarter	No findings this quarter	No findings this quarter	G	No findings this quarter	GTG

Miscellaneous findings

Additional Inspection & Assessment Information

◆ **Assessment Letters:**

- 4Q/2017
- 3Q/2017
- 2Q/2017
- 1Q/2017

◆ **Inspection Reports**

- ◆ **Security Cover Letters**
- ◆ **List of Assessment Letters**

Current data as of: March 21, 2018

Legend: R=Red W=White GTG=Greater Than Green I=Insufficient Data to Calculate PI U=Unique Design
 Y=Yellow G=Green T=Thresholds under development N=Not Applicable D=Discrepant

