



Home > Nuclear Reactors > Operating Reactors > Reactor Oversight Process > Plant Summaries> Palo Verde 2 > Quarterly Performance Indicators

Palo Verde 2 – Quarterly Performance Indicators

3Q/2017 Performance Indicators

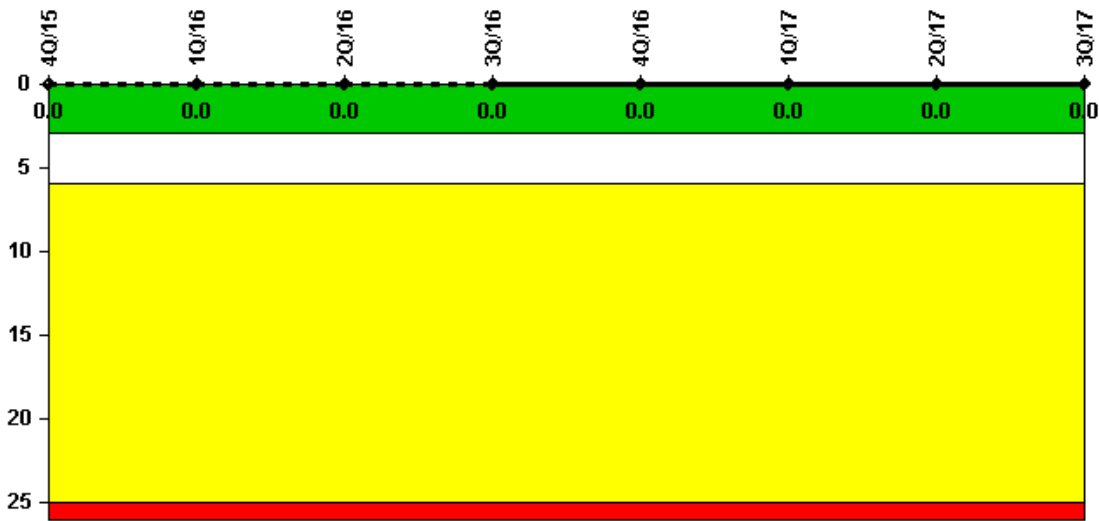
The solid trend line represents the current reporting period.

Licensee's General Comments: none

On this page:

- Unplanned Scrams (IE01)
- Unplanned Power Changes per 7000 Critical Hours (IE03)
- Unplanned Scrams with Complications (IE04)
- Safety System Functional Failures (MS05)
- Emergency AC Power Systems (MS06)
- High Pressure Injection Systems (MS07)
- Heat Removal Systems (MS08)
- Residual Heat Removal Systems (MS09)
- Cooling Water Systems (MS10)
- Reactor Coolant System Activity (BI01)
- Reactor Coolant System Leakage (BI02)
- Drill/Exercise Performance (EP01)
- Emergency Response Organization Drill Participation (EP02)
- Alert and Notification System Reliability (EP03)
- Occupational Exposure Control Effectiveness (OR01)
- RETS/OCDM Radiological Effluent Occurrence (PR01)
- Protected Area Equipment (PP01)

Unplanned Scrams per 7000 Critical Hrs



Thresholds: White > 3.0 Yellow > 6.0 Red > 25.0

Notes

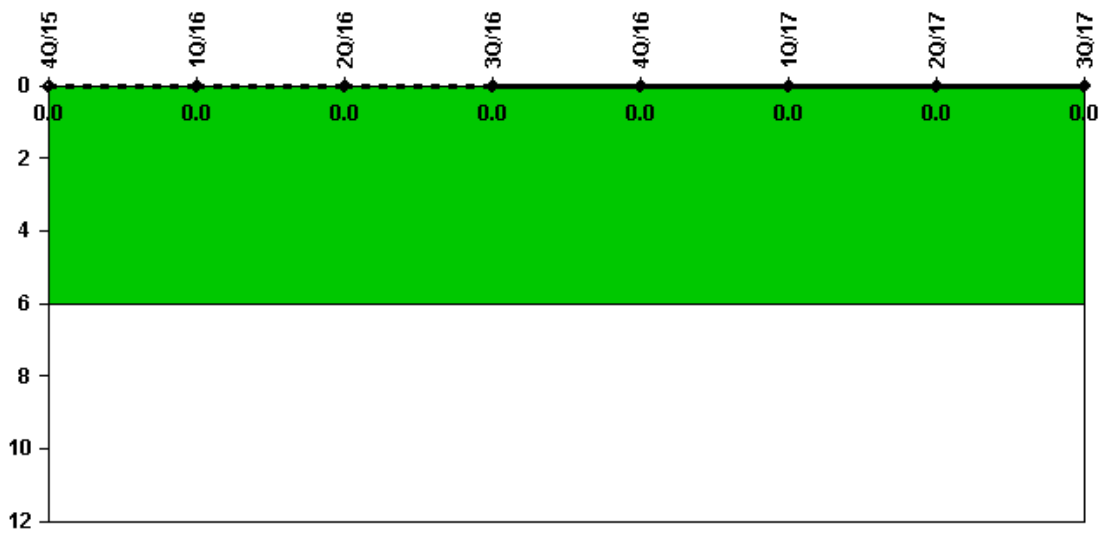
Unplanned Scrams per 7000 Critical Hrs	4Q/15	1Q/16	2Q/16	3Q/16	4Q/16	1Q/17	2Q/17	3Q/17
Unplanned scrams	0	0	0	0	0	0	0	0
Critical hours	1363.6	2184.0	2184.0	2208.0	2208.0	2160.0	1463.2	2208.0

Indicator value	4Q/15	1Q/16	2Q/16	3Q/16	4Q/16	1Q/17	2Q/17	3Q/17
	0	0	0	0	0	0	0	0

TOP

Licensee Comments: none

Unplanned Power Changes per 7000 Critical Hrs



Thresholds: White > 6.0

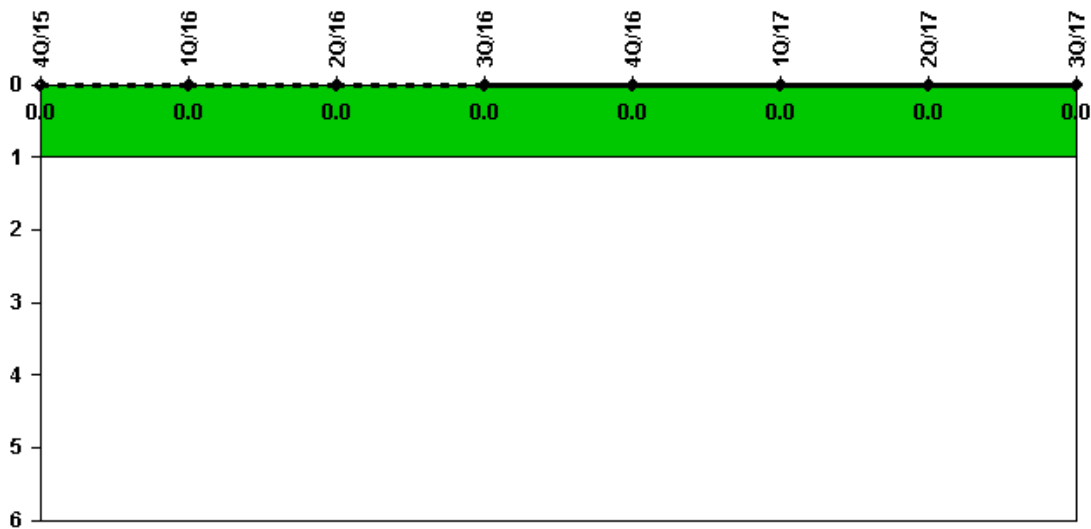
Notes

Unplanned Power Changes per 7000 Critical Hrs	4Q/15	1Q/16	2Q/16	3Q/16	4Q/16	1Q/17	2Q/17	3Q/17
Unplanned power changes	0	0	0	0	0	0	0	0
Critical hours	1363.6	2184.0	2184.0	2208.0	2208.0	2160.0	1463.2	2208.0
Indicator value	0	0	0	0	0	0	0	0

▲ TOP

Licensee Comments: none

Unplanned Scrams with Complications



Thresholds: White > 1.0

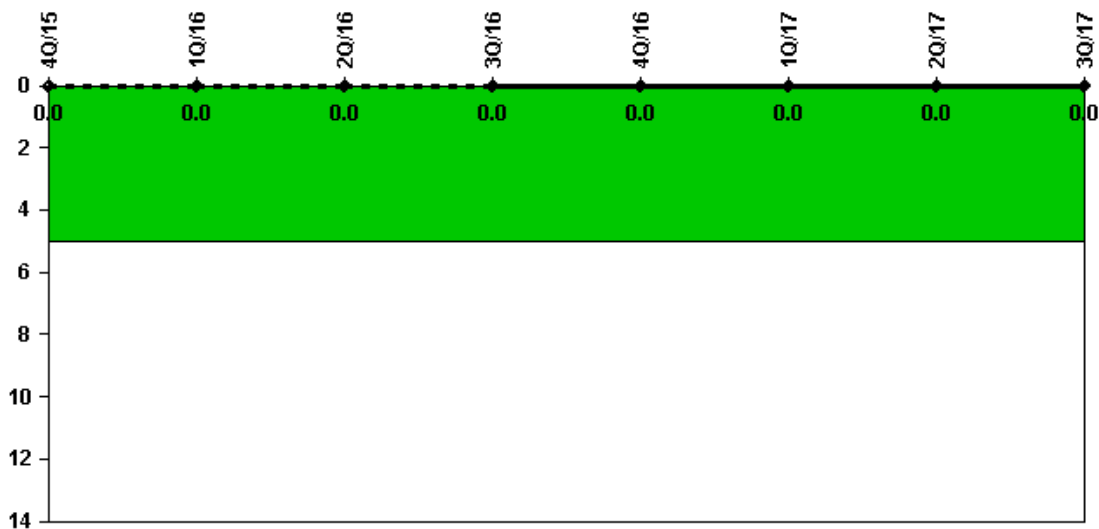
Notes

Unplanned Scrams with Complications	4Q/15	1Q/16	2Q/16	3Q/16	4Q/16	1Q/17	2Q/17	3Q/17
Scrams with complications	0	0	0	0	0	0	0	0
Indicator value	0.0	0.0	0.0	0.0	0.0	0.0	0.0	0.0

▲ TOP

Licensee Comments: none

Safety System Functional Failures (PWR)



Thresholds: White > 5.0

Notes

Safety System Functional Failures (PWR) 4Q/15 1Q/16 2Q/16 3Q/16 4Q/16 1Q/17 2Q/17 3Q/17


Safety System Functional Failures 0 0 0 0 0 0 0 0

Indicator value 0 0 0 0 0 0 0 0

▲ TOP

Licensee Comments: none

Mitigating Systems Performance Index, Emergency AC Power System



Thresholds: White > 1.00E-6 Yellow > 1.00E-5 Red > 1.00E-4

Notes

Mitigating Systems Performance Index, Emergency AC Power System


	4Q/15	1Q/16	2Q/16	3Q/16	4Q/16	1Q/17	2Q/17	3Q/17
UAI (ΔCDF)	8.25E-09	1.59E-08	1.59E-08	1.57E-08	1.22E-08	3.09E-09	-5.02E-09	4.02E-09
URI (ΔCDF)	-1.29E-08	-5.09E-08	-5.09E-08	-5.09E-08	-5.09E-08	-5.09E-08	-5.09E-08	-5.09E-08
PLE	NO	NO	NO	NO	NO	NO	NO	NO
Indicator value	-4.70E-09	-3.50E-08	-3.50E-08	-3.50E-08	-3.90E-08	-4.80E-08	-5.60E-08	-4.70E-08

▲ TOP

Licensee Comments:

1Q/16: In March 2016, fuel oil head tank support bracket bolts (2) on the 2A emergency diesel generator were discovered to be laying beneath the brackets. The preliminary determination is the engine would have provided its key safety function for its PRA mission time and the discovered condition does not constitute a MSPI failure. Further engineering analysis is in progress to make a final determination.

Mitigating Systems Performance Index, High Pressure Injection System



Thresholds: White > 1.00E-6 Yellow > 1.00E-5 Red > 1.00E-4

Notes

Mitigating Systems Performance Index, High Pressure Injection System


	4Q/15	1Q/16	2Q/16	3Q/16	4Q/16	1Q/17	2Q/17	3Q/17
UAI (ΔCDF)	-1.52E-09	-1.52E-09	-1.52E-09	-1.52E-09	-1.52E-09	-1.52E-09	-1.52E-09	-1.52E-09
URI (ΔCDF)	-1.03E-08	-1.03E-08	3.87E-10	3.87E-10	3.87E-10	3.87E-10	3.87E-10	3.87E-10
PLE	NO	NO	NO	NO	NO	NO	NO	NO
Indicator value								

-1.20E-08 -1.20E-08 -1.10E-09 -1.10E-09 -1.10E-09 -1.10E-09 -1.10E-09 -1.10E-09

TOP

Licensee Comments: none

Mitigating Systems Performance Index, Heat Removal System



Thresholds: White > 1.00E-6 Yellow > 1.00E-5 Red > 1.00E-4

Notes

Mitigating Systems Performance Index, Heat Removal System

	4Q/15	1Q/16	2Q/16	3Q/16	4Q/16	1Q/17	2Q/17	3Q/17
UAI (Δ CDF)	-4.84E-08	-4.84E-08	-4.84E-08	-4.84E-08	-4.84E-08	-4.84E-08	-4.84E-08	-4.84E-08
URI (Δ CDF)	-5.15E-08	-5.15E-08	-5.15E-08	-5.15E-08	-5.15E-08	-5.15E-08	-5.15E-08	-5.15E-08
PLE	NO	NO	NO	NO	NO	NO	NO	NO
Indicator value	-1.00E-07	-1.00E-07	-1.00E-07	-1.00E-07	-1.00E-07	-1.00E-07	-1.00E-07	-1.00E-07

TOP

Licensee Comments: none

Mitigating Systems Performance Index, Residual Heat Removal System



Thresholds: White > 1.00E-6 Yellow > 1.00E-5 Red > 1.00E-4

Notes


Mitigating Systems Performance Index, Residual Heat Removal System

	4Q/15	1Q/16	2Q/16	3Q/16	4Q/16	1Q/17	2Q/17	3Q/17
UAI (Δ CDF)	-9.14E-10	-1.10E-09	-1.26E-09	-1.20E-09	-1.26E-09	-1.46E-09	-1.40E-09	-1.40E-09
URI (Δ CDF)	-6.37E-09	-6.37E-09	4.26E-09	4.26E-09	4.26E-09	4.26E-09	4.26E-09	4.26E-09
PLE	NO	NO	NO	NO	NO	NO	NO	NO
Indicator value	-7.30E-09	-7.50E-09	3.00E-09	3.10E-09	3.00E-09	2.80E-09	2.90E-09	2.90E-09

▲ TOP

Licensee Comments: none

Mitigating Systems Performance Index, Cooling Water Systems



Thresholds: White > 1.00E-6 Yellow > 1.00E-5 Red > 1.00E-4

Notes

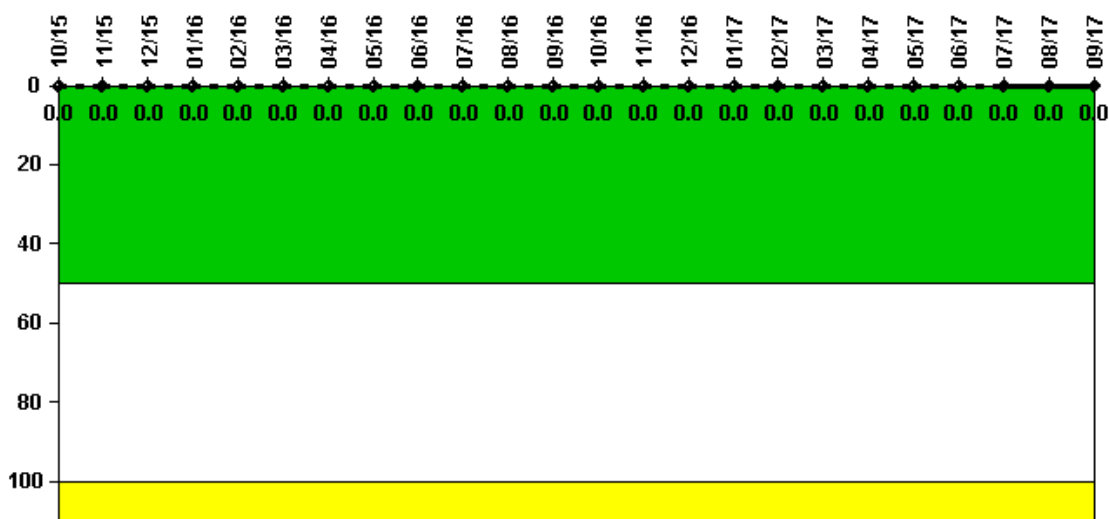
Mitigating Systems Performance Index, Cooling Water Systems

	4Q/15	1Q/16	2Q/16	3Q/16	4Q/16	1Q/17	2Q/17	3Q/17
UAI (ΔCDF)	4.62E-09	6.36E-09	6.29E-09	6.12E-09	5.68E-09	3.66E-09	4.38E-10	3.68E-09
URI (ΔCDF)	-4.57E-08	-4.57E-08	-4.57E-08	-4.57E-08	-4.57E-08	-4.57E-08	-4.57E-08	-3.28E-08
PLE	NO	NO	NO	NO	NO	NO	NO	NO
Indicator value	-4.10E-08	-3.90E-08	-3.90E-08	-4.00E-08	-4.00E-08	-4.20E-08	-4.50E-08	-2.90E-08

▲ TOP

Licensee Comments: none

Reactor Coolant System Activity



Thresholds: White > 50.0 Yellow > 100.0

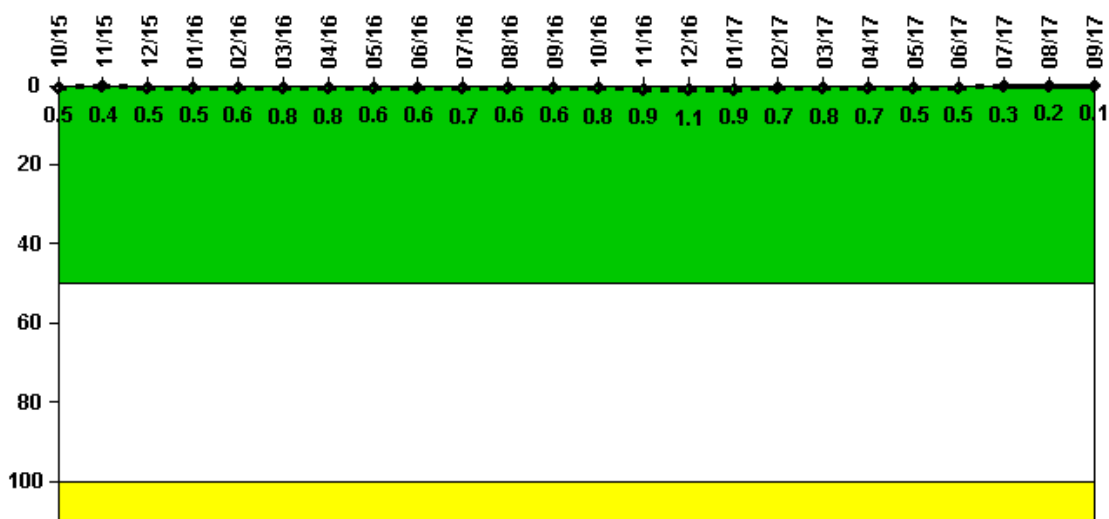
Notes

Reactor Coolant System Activity	10/15	11/15	12/15	1/16	2/16	3/16	4/16	5/16	6/16	7/16	8/16	9/16
Maximum activity	0.000221	0.000198	0.000259	0.000160	0.000162	0.000166	0.000166	0.000172	0.000179	0.000177	0.000182	0.000186
Technical specification limit	1.0	1.0	1.0	1.0	1.0	1.0	1.0	1.0	1.0	1.0	1.0	1.0
Indicator value	0	0	0	0	0	0	0	0	0	0	0	0
Reactor Coolant System Activity	10/16	11/16	12/16	1/17	2/17	3/17	4/17	5/17	6/17	7/17	8/17	9/17
Maximum activity	0.000194	0.000200	0.000196	0.000197	0.000207	0.000204	0.000206	0.000154	0.000153	0.000161	0.000150	0.000165
Technical specification limit	1.0	1.0	1.0	1.0	1.0	1.0	1.0	1.0	1.0	1.0	1.0	1.0
Indicator value	0	0	0	0	0	0	0	0	0	0	0	0

▲ TOP

Licensee Comments: none

Reactor Coolant System Leakage



Thresholds: White > 50.0 Yellow > 100.0

Notes

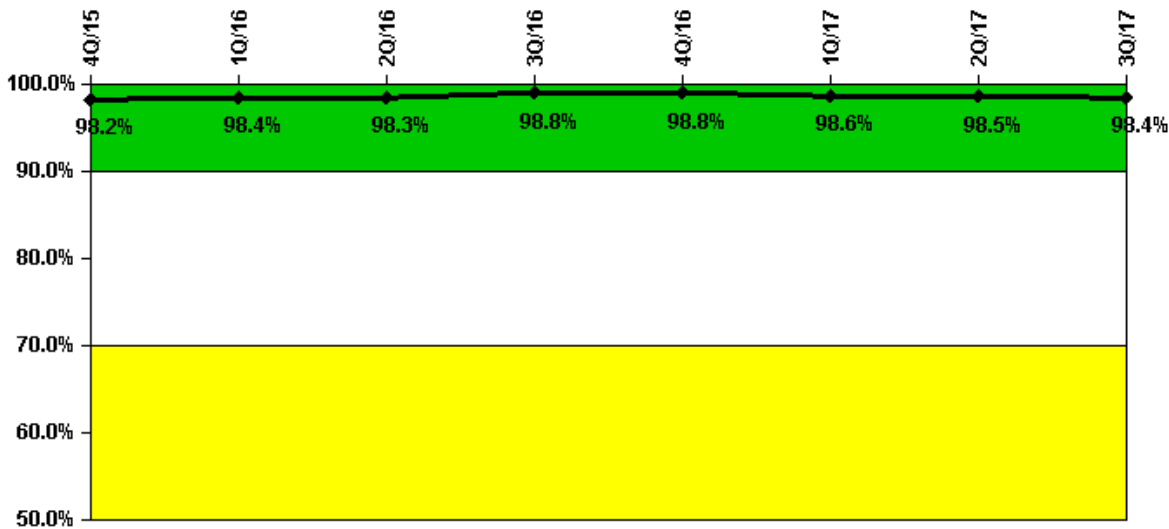
Reactor Coolant System Leakage	10/15	11/15	12/15	1/16	2/16	3/16	4/16	5/16	6/16	7/16	8/16	9/16
Maximum leakage	0.047	0.039	0.047	0.054	0.059	0.083	0.080	0.064	0.061	0.069	0.060	0.056
Technical specification limit	10.0	10.0	10.0	10.0	10.0	10.0	10.0	10.0	10.0	10.0	10.0	10.0

Indicator value	0.5	0.4	0.5	0.5	0.6	0.8	0.8	0.6	0.6	0.7	0.6	0.6
Reactor Coolant System Leakage	10/16	11/16	12/16	1/17	2/17	3/17	4/17	5/17	6/17	7/17	8/17	9/17
Maximum leakage	0.077	0.089	0.109	0.090	0.071	0.080	0.070	0.048	0.051	0.034	0.017	0.005
Technical specification limit	10.0	10.0	10.0	10.0	10.0	10.0	10.0	10.0	10.0	10.0	10.0	10.0
Indicator value	0.8	0.9	1.1	0.9	0.7	0.8	0.7	0.5	0.5	0.3	0.2	0.1

▲ TOP

Licensee Comments: none

Drill/Exercise Performance



Thresholds: White < 90.0% Yellow < 70.0%

Notes

Drill/Exercise Performance	4Q/15	1Q/16	2Q/16	3Q/16	4Q/16	1Q/17	2Q/17	3Q/17
Successful opportunities	163.0	203.0	3.0	46.0	51.0	80.0	4.0	20.0
Total opportunities	164.0	206.0	3.0	48.0	52.0	82.0	4.0	20.0

Indicator value **98.2% 98.4% 98.3% 98.8% 98.8% 98.6% 98.5% 98.4%**

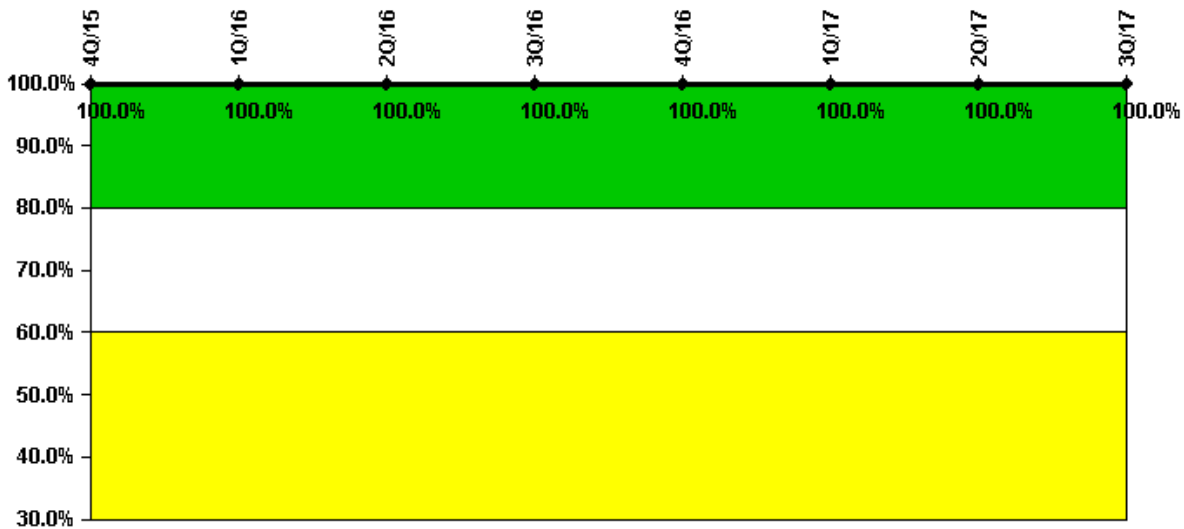
▲ TOP

Licensee Comments:

1Q/16: On March 29, 2016, a new shift manager became qualified in two key ERO positions and completed two opportunities and successes which were not included in the previously submitted data. No color change.

4Q/15: The total number of drill / exercise opportunities and successes was revised from 87 to 86 each (no additional failures). No color change resulted.

ERO Drill Participation



Thresholds: White < 80.0% Yellow < 60.0%

Notes

ERO Drill Participation	4Q/15	1Q/16	2Q/16	3Q/16	4Q/16	1Q/17	2Q/17	3Q/17
Participating Key personnel	91.0	91.0	95.0	93.0	94.0	91.0	85.0	81.0
Total Key personnel	91.0	91.0	95.0	93.0	94.0	91.0	85.0	81.0

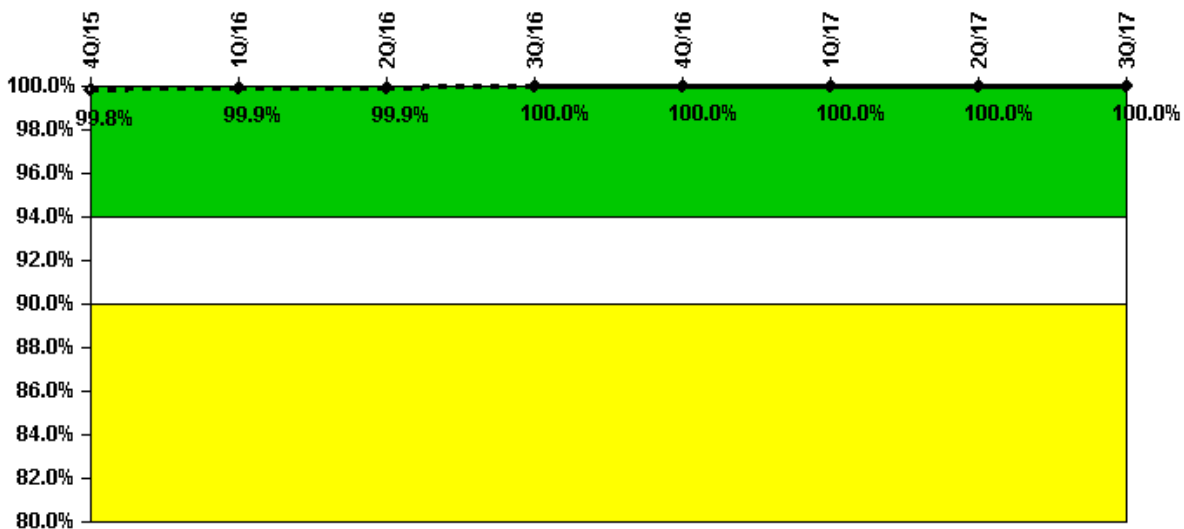
Indicator value **100.0% 100.0% 100.0% 100.0% 100.0% 100.0% 100.0% 100.0%**

▲ TOP

Licensee Comments:

1Q/16: On March 29, 2016, a new shift manager became qualified in two key ERO positions which were not included in the previously submitted data. No color change.

Alert & Notification System



Thresholds: White < 94.0% Yellow < 90.0%

Notes

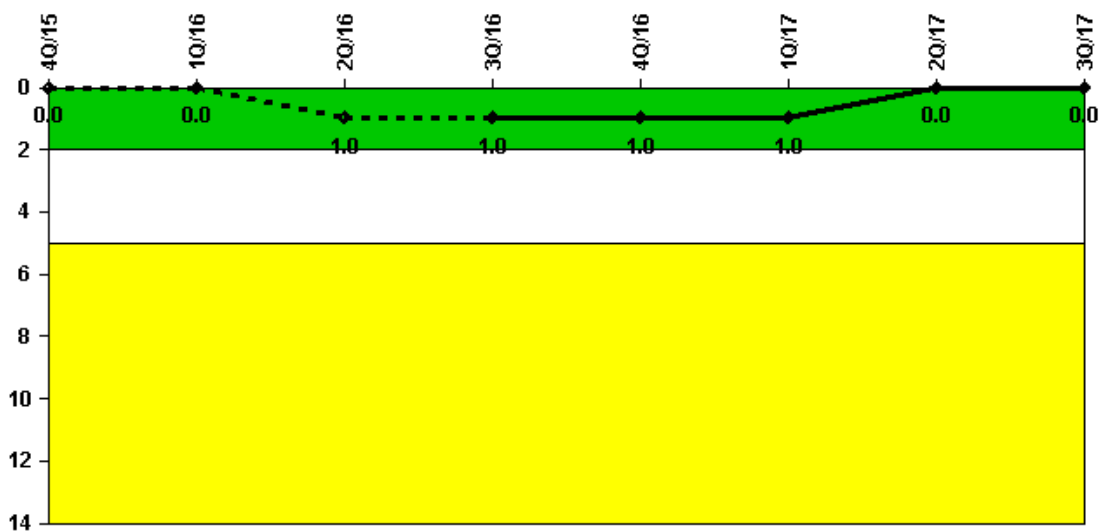
Alert & Notification System	4Q/15	1Q/16	2Q/16	3Q/16	4Q/16	1Q/17	2Q/17	3Q/17
Successful siren-tests	1008	1102	1044	1102	1218	1102	1102	1102
Total sirens-tests	1008	1102	1044	1102	1218	1102	1102	1102

Indicator value **99.8%** **99.9%** **99.9%** **100.0%** **100.0%** **100.0%** **100.0%** **100.0%**

▲ TOP

Licensee Comments: none

Occupational Exposure Control Effectiveness



Thresholds: White > 2.0 Yellow > 5.0

Notes

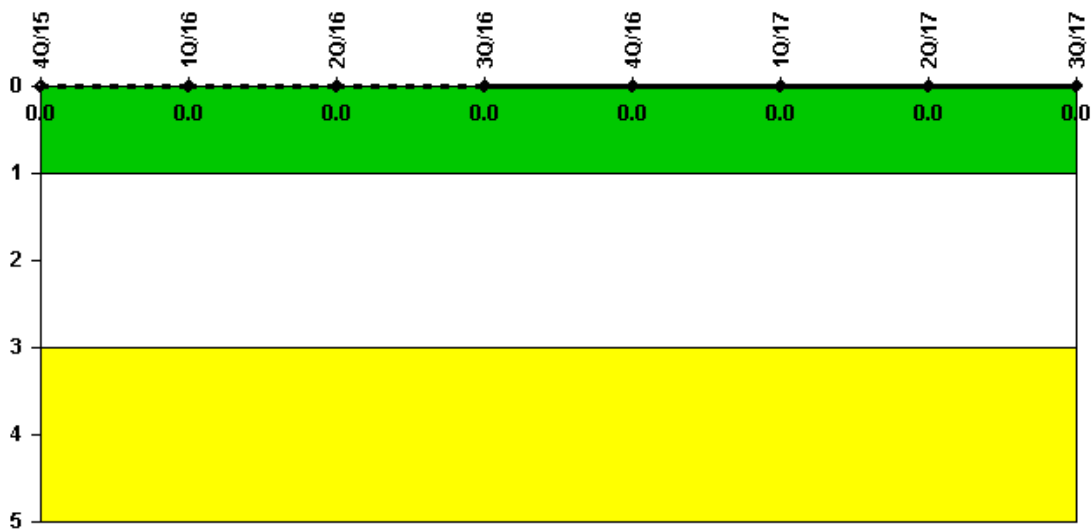
Occupational Exposure Control Effectiveness 4Q/15 1Q/16 2Q/16 3Q/16 4Q/16 1Q/17 2Q/17 3Q/17

High radiation area occurrences	0	0	1	0	0	0	0	0
Very high radiation area occurrences	0	0	0	0	0	0	0	0
Unintended exposure occurrences	0	0	0	0	0	0	0	0
Indicator value	0	0	1	1	1	1	0	0

TOP

Licensee Comments: none

RETS/ODCM Radiological Effluent



Thresholds: White > 1.0 Yellow > 3.0

Notes

RETS/ODCM Radiological Effluent 4Q/15 1Q/16 2Q/16 3Q/16 4Q/16 1Q/17 2Q/17 3Q/17

RETS/ODCM occurrences 0 0 0 0 0 0 0 0

Indicator value 0 0 0 0 0 0 0 0

[▲ TOP](#)

Licensee Comments: none

Although the Security Cornerstone is included in the Reactor Oversight Process assessment program, the Commission has decided that specific information related to findings and performance indicators pertaining to the Security Cornerstone will not be publicly available to ensure that security information is not provided to a possible adversary. Other than the fact that a finding or performance indicator is Green or Greater-Than-Green, security related information will not be displayed on the public web page.

Current data as of: October 31, 2017

Page Last Reviewed/Updated Monday, November 06, 2017