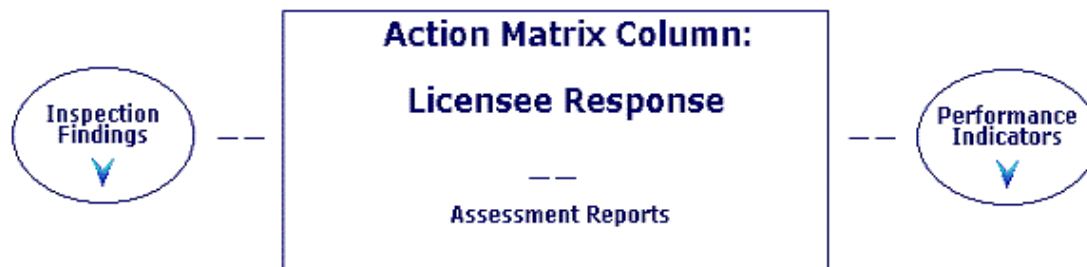


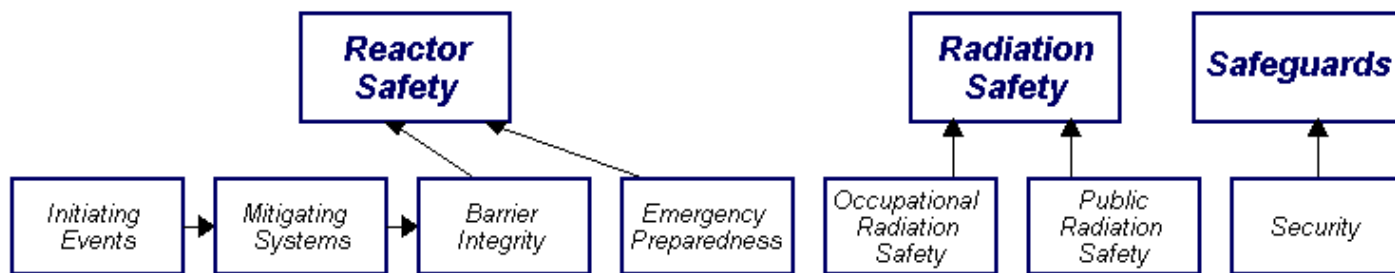


Home > Nuclear Reactors > Operating Reactors > Reactor Oversight Process > Plant Summaries > Nine Mile Point 2 – Quarterly Performance Summary

## Nine Mile Point 2 – Quarterly Performance Summary

### 3Q/2017 Performance Summary

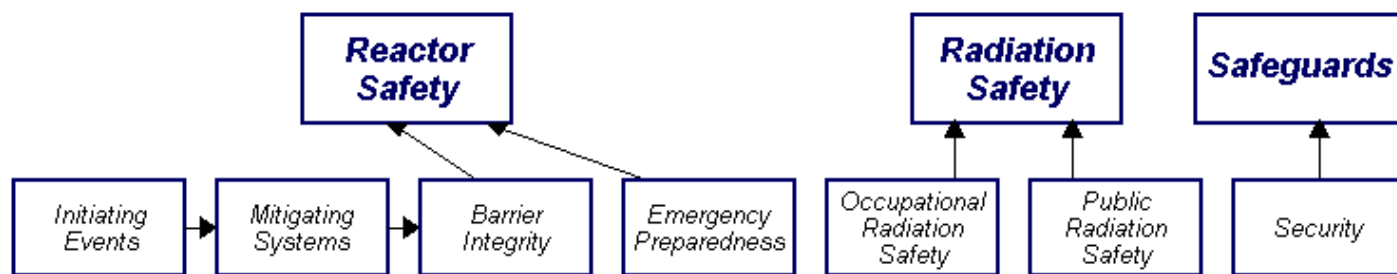




**Performance Indicators**

Unplanned Scrams (G)	Safety System Functional Failures (G)	Reactor Coolant System Activity (G)	Drill/Exercise Performance (G)	Occupational Exposure Control Effectiveness (G)	RETS/ODCM Radiological Effluent (G)	Protected Area Equipment (G)
Unplanned Power Changes (G)	Emergency AC Power System (G)	Reactor Coolant System Leakage (G)	ERD Drill Participation (G)			
Unplanned Scrams with Complications (G)	High Pressure Injection System (G)		Alert and Notification System (G)			
	Heat Removal System (G)					
	Residual Heat Removal System (G)					
	Cooling Water Systems (G)					

Current data as of: October 31, 2017



**Most Significant Inspection Findings**

<b>3Q/2017</b>	No findings this quarter	No findings this quarter	No findings this quarter	No findings this quarter	No findings this quarter	No findings this quarter	No findings this quarter
<b>2Q/2017</b>	No findings this quarter	<b>G</b>	No findings this quarter	No findings this quarter	No findings this quarter	No findings this quarter	No findings this quarter
<b>1Q/2017</b>	No findings this quarter	No findings this quarter	No findings this quarter	No findings this quarter	No findings this quarter	No findings this quarter	No findings this quarter
<b>4Q/2016</b>	No findings this quarter	No findings this quarter	No findings this quarter	No findings this quarter	No findings this quarter	No findings this quarter	<b>G</b>

Miscellaneous findings

**Additional Inspection & Assessment Information**

◆ **Assessment Letters:**

- 3Q/2017
- 2Q/2017
- 1Q/2017
- 4Q/2016

◆ **Inspection Reports**

- ◆ **Security Cover Letters**
- ◆ **List of Assessment Letters**

Current data as of: November 29, 2017

Legend: R=Red W=White GTG=Greater Than Green I=Insufficient Data to Calculate PI U=Unique Design  
 Y=Yellow G=Green T=Thresholds under development N=Not Applicable D=Discrepant

