



Home > Nuclear Reactors > Operating Reactors > Reactor Oversight Process > Plant Summaries > Diablo Canyon 1 > Quarterly Performance Indicators

Diablo Canyon 1 – Quarterly Performance Indicators

The solid trend line represents the current reporting period.

Licensee's General Comments: none

3Q/2017 Performance Indicators

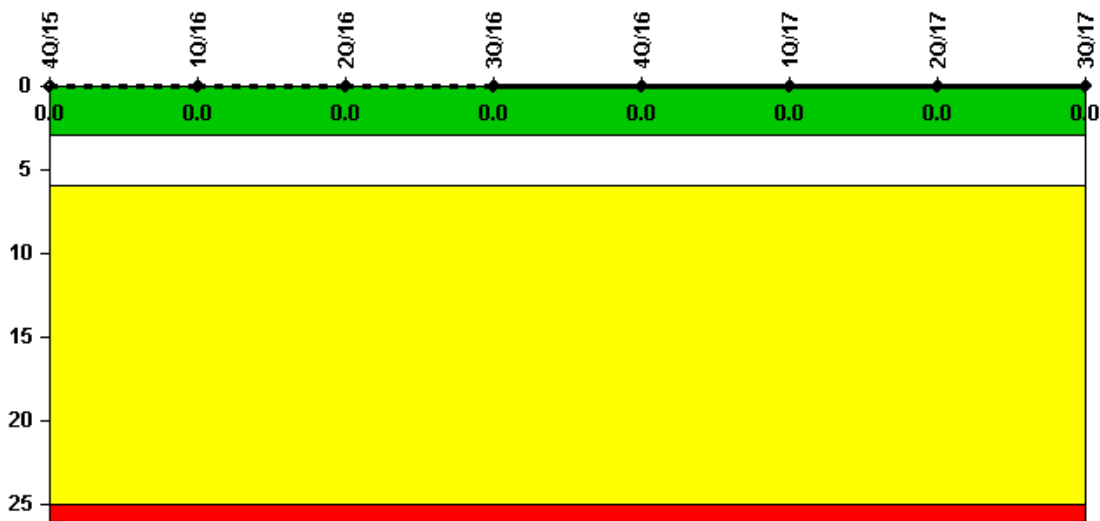
The solid trend line represents the current reporting period.

Licensee's General Comments: none

On this page:

- Unplanned Scrams (IE01)
- Unplanned Power Changes per 7000 Critical Hours (IE03)
- Unplanned Scrams with Complications (IE04)
- Safety System Functional Failures (MS05)
- Emergency AC Power Systems (MS06)
- High Pressure Injection Systems (MS07)
- Heat Removal Systems (MS08)
- Residual Heat Removal Systems (MS09)
- Cooling Water Systems (MS10)
- Reactor Coolant System Activity (BI01)
- Reactor Coolant System Leakage (BI02)
- Drill/Exercise Performance (EP01)
- Emergency Response Organization Drill Participation (EP02)
- Alert and Notification System Reliability (EP03)
- Occupational Exposure Control Effectiveness (OR01)
- RETS/OCDM Radiological Effluent Occurrence (PR01)
- Protected Area Equipment (PP01)

Unplanned Scrams per 7000 Critical Hrs



Thresholds: White > 3.0 Yellow > 6.0 Red > 25.0

Notes

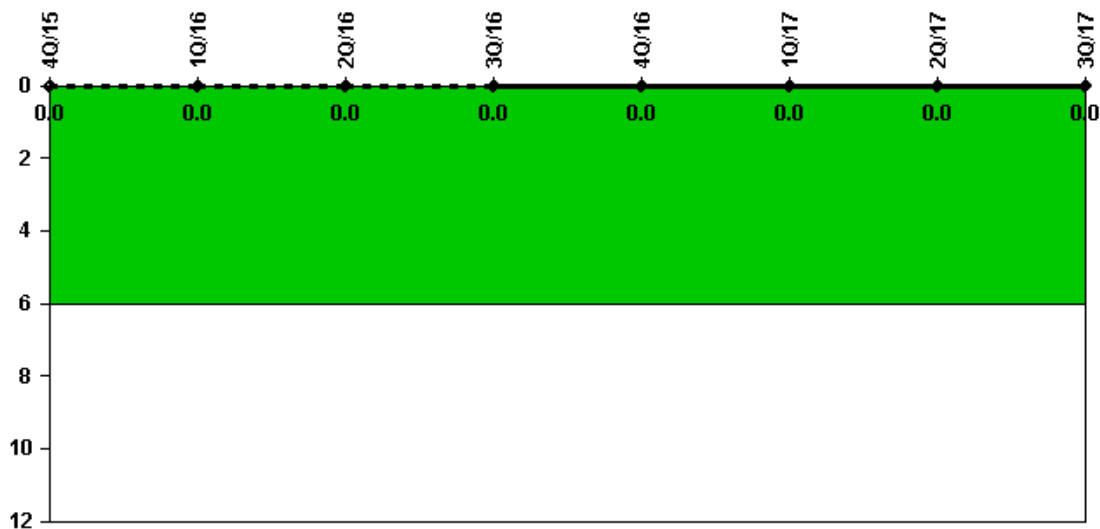
Unplanned Scrams per 7000 Critical Hrs	4Q/15	1Q/16	2Q/16	3Q/16	4Q/16	1Q/17	2Q/17	3Q/17
Unplanned scrams	0	0	0	0	0	0	0	0
Critical hours	1400.5	2183.0	2184.0	2208.0	2209.0	2159.0	776.9	2208.0

Indicator value: 0 0 0 0 0 0 0 0 0

TOP

Licensee Comments: none

Unplanned Power Changes per 7000 Critical Hrs



Thresholds: White > 6.0

Notes

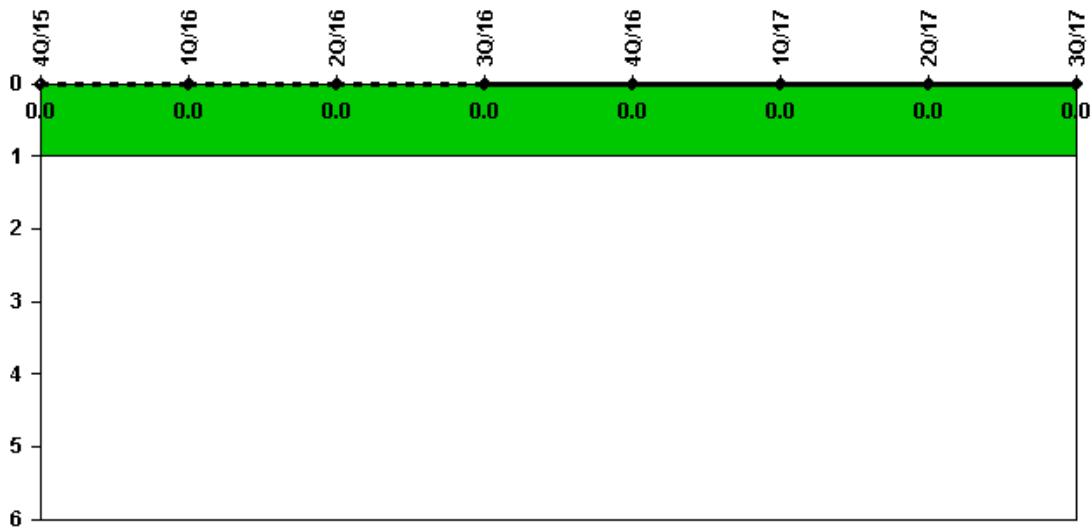
Unplanned Power Changes per 7000 Critical Hrs	4Q/15	1Q/16	2Q/16	3Q/16	4Q/16	1Q/17	2Q/17	3Q/17
Unplanned power changes	0	0	0	0	0	0	0	0
Critical hours	1400.5	2183.0	2184.0	2208.0	2209.0	2159.0	776.9	2208.0
Indicator value	0	0	0	0	0	0	0	0

▲ TOP

Licensee Comments:

4Q/15: On December 11, 2015, Diablo Canyon Unit 1 was ramped to approximately 25 percent power due to ocean storm swells and biofouling of the condenser. The power change was made proactively in order to prevent a plant trip consistent with NEI 99-02, Revision 7, Appendix D FAQs for Diablo Canyon, and is therefore classified as unplanned, excluded per NEI 99-02. Reference SAPN 50828812.

Unplanned Scrams with Complications



Thresholds: White > 1.0

Notes

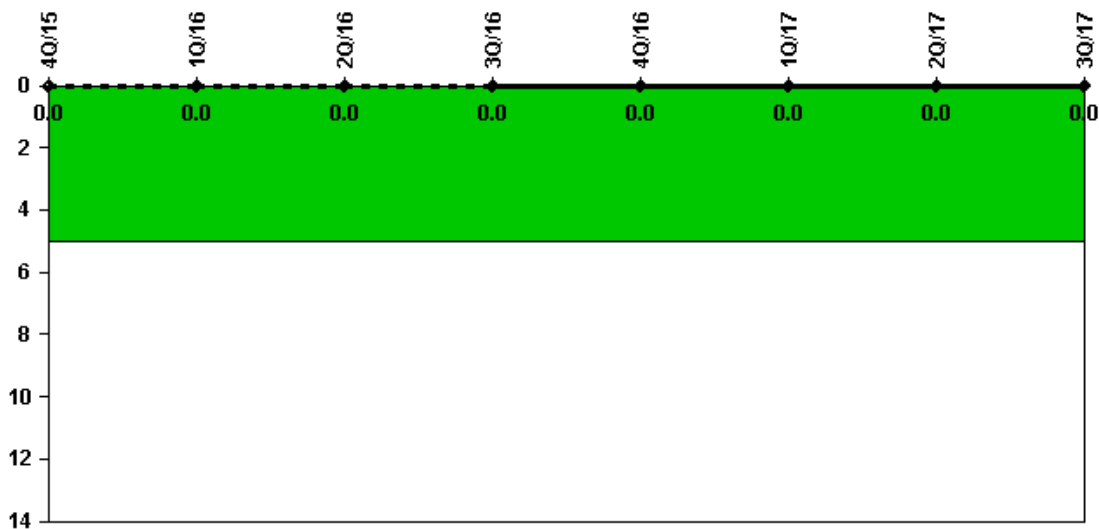
Unplanned Scrams with Complications	4Q/15	1Q/16	2Q/16	3Q/16	4Q/16	1Q/17	2Q/17	3Q/17
Scrams with complications	0	0	0	0	0	0	0	0

Indicator value	0.0	0.0	0.0	0.0	0.0	0.0	0.0	0.0
------------------------	------------	------------	------------	------------	------------	------------	------------	------------

▲ TOP

Licensee Comments: none

Safety System Functional Failures (PWR)



Thresholds: White > 5.0

Notes

Safety System Functional Failures (PWR) 4Q/15 1Q/16 2Q/16 3Q/16 4Q/16 1Q/17 2Q/17 3Q/17

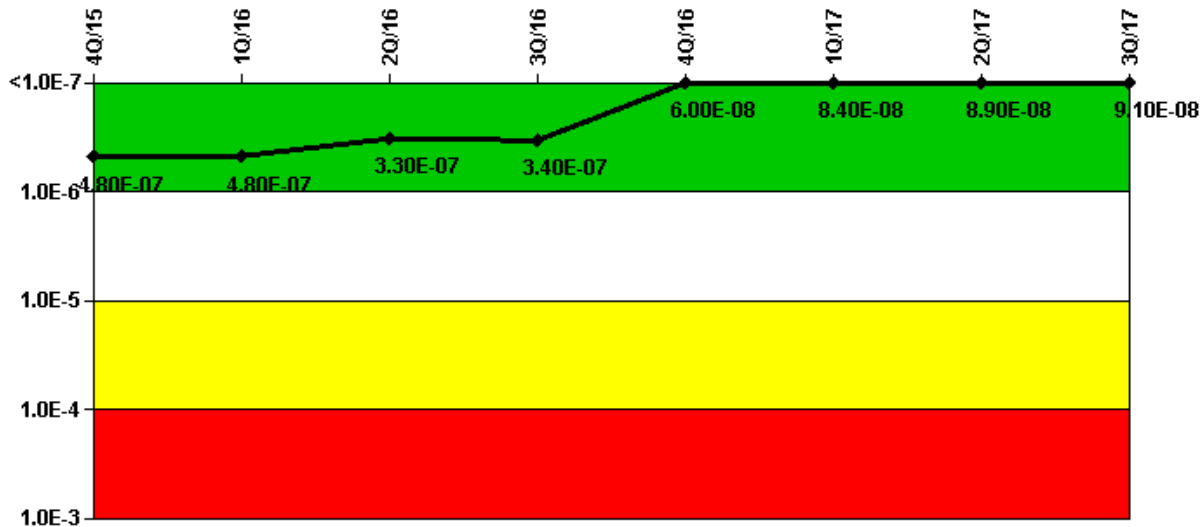
Safety System Functional Failures 0 0 0 0 0 0 0 0

Indicator value 0 0 0 0 0 0 0 0

▲ TOP

Licensee Comments: none

Mitigating Systems Performance Index, Emergency AC Power System



Thresholds: White > 1.00E-6 Yellow > 1.00E-5 Red > 1.00E-4

Notes

Mitigating Systems Performance Index, Emergency AC Power System

	4Q/15	1Q/16	2Q/16	3Q/16	4Q/16	1Q/17	2Q/17	3Q/17
UAI (ΔCDF)	5.96E-08	6.00E-08	4.10E-08	4.91E-08	3.34E-09	2.80E-08	3.27E-08	3.46E-08
URI (ΔCDF)	4.22E-07	4.22E-07	2.84E-07	2.91E-07	5.64E-08	5.64E-08	5.64E-08	5.64E-08
PLE	NO	NO	NO	NO	NO	NO	NO	NO
Indicator value	4.80E-07	4.80E-07	3.30E-07	3.40E-07	6.00E-08	8.40E-08	8.90E-08	9.10E-08

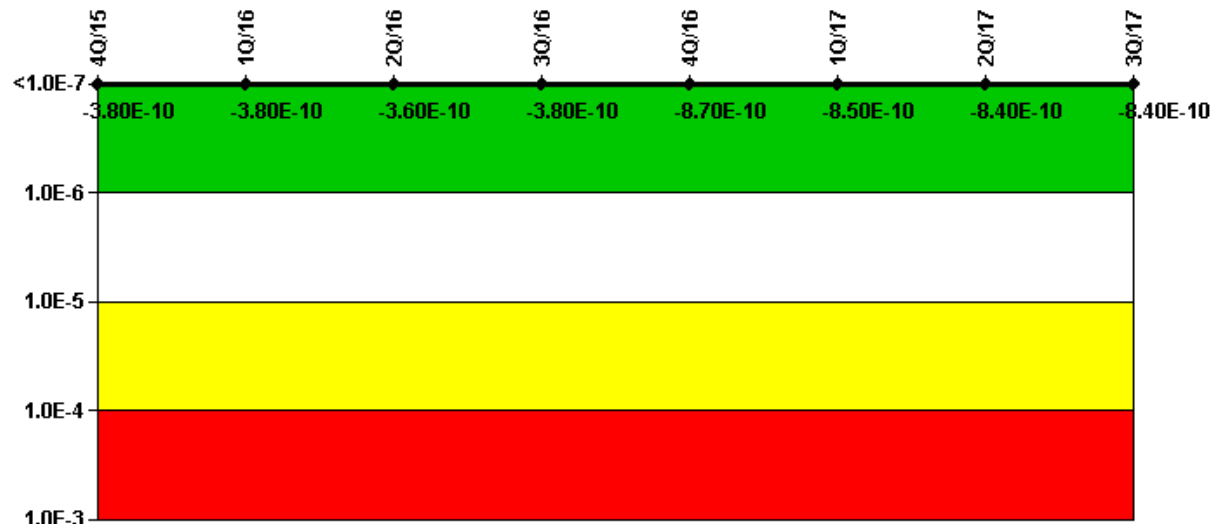
▲ TOP

Licensee Comments:

4Q/16: Changed PRA Parameter(s). Diablo Canyon Probabilistic Risk Assessment (PRA) model revision DC03A was approved on 9/30/2016. The Mitigating System Performance Index (MSPI) basis document revision 10 was approved on 10/6/2016 and contains the updated PRA parameters. The DC03A model revision is an update that incorporates the new Reactor Coolant Pump (RCP) shutdown seals and other minor system updates. As a result of this update, the Core Damage Frequency and Fussel-Vessely importance for all monitored trains and components were revised.

4Q/15: Changed PRA Parameter(s). Diablo Canyon Probabilistic Risk Assessment (PRA) model revision DC03 was approved on 7/30/2015. The Mitigating System Performance Index (MSPI) basis document revision 8 was approved on 1/20/2016 and contains the updated PRA parameters. The DC03 model revision is a periodic update that incorporates new model data for initiating events, equipment failures probabilities, and Human Reliability Analysis (HRA) probabilities. As a result of this update, the Core Damage Frequency, Fussel-Vessely, and basic event probabilities for all monitored trains and components were revised.

Mitigating Systems Performance Index, High Pressure Injection System



Thresholds: White > 1.00E-6 Yellow > 1.00E-5 Red > 1.00E-4

Notes

Mitigating Systems Performance Index, High Pressure Injection System

	4Q/15	1Q/16	2Q/16	3Q/16	4Q/16	1Q/17	2Q/17	3Q/17
UAI (ΔCDF)								

	-1.19E-10	-1.19E-10	-1.01E-10	-1.21E-10	-1.13E-10	-8.93E-11	-8.15E-11	-8.15E-11
URI (ΔCDF)	-2.60E-10	-2.60E-10	-2.60E-10	-2.60E-10	-7.59E-10	-7.59E-10	-7.59E-10	-7.59E-10
PLE	NO	NO	NO	NO	NO	NO	NO	NO
Indicator value	-3.80E-10	-3.80E-10	-3.60E-10	-3.80E-10	-8.70E-10	-8.50E-10	-8.40E-10	-8.40E-10


▲ TOP

Licensee Comments:

4Q/16: Changed PRA Parameter(s). Diablo Canyon Probabilistic Risk Assessment (PRA) model revision DC03A was approved on 9/30/2016. The Mitigating System Performance Index (MSPI) basis document revision 10 was approved on 10/6/2016 and contains the updated PRA parameters. The DC03A model revision is an update that incorporates the new Reactor Coolant Pump (RCP) shutdown seals and other minor system updates. As a result of this update, the Core Damage Frequency and Fussel-Vessely importance for all monitored trains and components were revised.

4Q/15: Changed PRA Parameter(s). Diablo Canyon Probabilistic Risk Assessment (PRA) model revision DC03 was approved on 7/30/2015. The Mitigating System Performance Index (MSPI) basis document revision 8 was approved on 1/20/2016 and contains the updated PRA parameters. The DC03 model revision is a periodic update that incorporates new model data for initiating events, equipment failures probabilities, and Human Reliability Analysis (HRA) probabilities. As a result of this update, the Core Damage Frequency, Fussel-Vessely, and basic event probabilities for all monitored trains and components were revised.

Mitigating Systems Performance Index, Heat Removal System



Thresholds: White > 1.00E-6 Yellow > 1.00E-5 Red > 1.00E-4

Notes

Mitigating Systems Performance Index, Heat Removal System

	4Q/15	1Q/16	2Q/16	3Q/16	4Q/16	1Q/17	2Q/17	3Q/17
UAI (ΔCDF)	-1.78E-08	-1.78E-08	-1.78E-08	-1.78E-08	-1.85E-08	-1.85E-08	-1.85E-08	-1.85E-08
URI (ΔCDF)	-5.62E-08	-5.62E-08	-5.62E-08	-5.62E-08	-5.79E-08	-5.79E-08	-5.79E-08	-5.79E-08

PLE	NO	NO	NO	NO	NO	NO	NO	NO	NO
Indicator value	-7.40E-08	-7.40E-08	-7.40E-08	-7.40E-08	-7.60E-08	-7.60E-08	-7.60E-08	-7.60E-08	-7.60E-08


▲ TOP

Licensee Comments:

4Q/16: Changed PRA Parameter(s). Diablo Canyon Probabilistic Risk Assessment (PRA) model revision DC03A was approved on 9/30/2016. The Mitigating System Performance Index (MSPI) basis document revision 10 was approved on 10/6/2016 and contains the updated PRA parameters. The DC03A model revision is an update that incorporates the new Reactor Coolant Pump (RCP) shutdown seals and other minor system updates. As a result of this update, the Core Damage Frequency and Fussel-Vessely importance for all monitored trains and components were revised.

4Q/15: Changed PRA Parameter(s). Diablo Canyon Probabilistic Risk Assessment (PRA) model revision DC03 was approved on 7/30/2015. The Mitigating System Performance Index (MSPI) basis document revision 8 was approved on 1/20/2016 and contains the updated PRA parameters. The DC03 model revision is a periodic update that incorporates new model data for initiating events, equipment failures probabilities, and Human Reliability Analysis (HRA) probabilities. As a result of this update, the Core Damage Frequency, Fussel-Vessely, and basic event probabilities for all monitored trains and components were revised.

Mitigating Systems Performance Index, Residual Heat Removal System



Thresholds: White > 1.00E-6 Yellow > 1.00E-5 Red > 1.00E-4

Notes

Mitigating Systems Performance Index, Residual Heat Removal System

	4Q/15	1Q/16	2Q/16	3Q/16	4Q/16	1Q/17	2Q/17	3Q/17
UAI (ΔCDF)	3.87E-07	3.86E-07	1.63E-07	1.63E-07	1.01E-07	9.61E-08	1.03E-07	1.03E-07
URI (ΔCDF)	-2.37E-07	-2.37E-07	-2.37E-07	-2.37E-07	-1.77E-07	-1.77E-07	-1.77E-07	-1.77E-07
PLE	NO	NO	NO	NO	NO	NO	NO	NO
Indicator value	1.50E-07	1.50E-07	-7.40E-08	-7.40E-08	-7.60E-08	-8.10E-08	-7.40E-08	-7.40E-08


▲ TOP

Licensee Comments:

4Q/16: Changed PRA Parameter(s). Diablo Canyon Probabilistic Risk Assessment (PRA) model revision DC03A was approved on 9/30/2016. The Mitigating System Performance Index (MSPI) basis document revision 10 was approved on 10/6/2016 and contains the updated PRA parameters. The DC03A model revision is an update that incorporates the new Reactor Coolant Pump (RCP) shutdown seals and other minor system updates. As a result of this update, the Core Damage Frequency and Fussel-Vessely importance for all monitored trains and components were revised.

4Q/15: Changed PRA Parameter(s). Diablo Canyon Probabilistic Risk Assessment (PRA) model revision DC03 was approved on 7/30/2015. The Mitigating System Performance Index (MSPI) basis document revision 8 was approved on 1/20/2016 and contains the updated PRA parameters. The DC03 model revision is a periodic update that incorporates new model data for initiating events, equipment failures probabilities, and Human Reliability Analysis (HRA) probabilities. As a result of this update, the Core Damage Frequency, Fussel-Vessely, and basic event probabilities for all monitored trains and components were revised.

Mitigating Systems Performance Index, Cooling Water Systems



Thresholds: White > 1.00E-6 Yellow > 1.00E-5 Red > 1.00E-4

Notes

Mitigating Systems Performance Index, Cooling Water Systems

	4Q/15	1Q/16	2Q/16	3Q/16	4Q/16	1Q/17	2Q/17	3Q/17
UAI (ΔCDF)	-4.19E-08	-4.10E-08	-3.93E-08	-4.57E-08	-8.78E-09	-8.76E-09	-8.76E-09	-8.76E-09
URI (ΔCDF)	-2.20E-08	-2.20E-08	-2.20E-08	-2.20E-08	-4.90E-09	-4.90E-09	-4.90E-09	-4.90E-09
PLE	NO	NO	NO	NO	NO	NO	NO	NO
Indicator value	-6.40E-08	-6.30E-08	-6.10E-08	-6.80E-08	-1.40E-08	-1.40E-08	-1.40E-08	-1.40E-08

▲ TOP

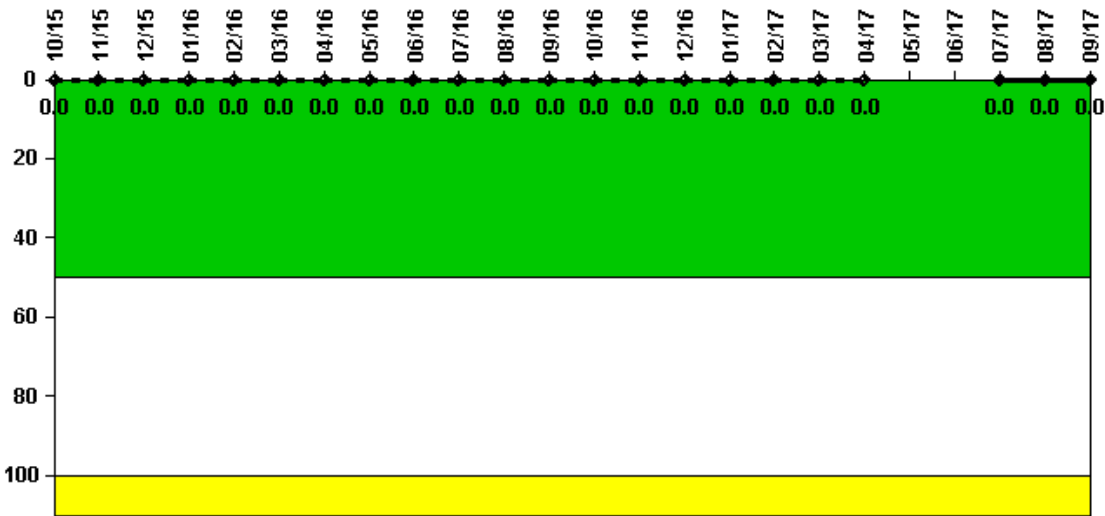
Licensee Comments:

4Q/16: Changed PRA Parameter(s). Diablo Canyon Probabilistic Risk Assessment (PRA) model revision DC03A was approved on 9/30/2016. The Mitigating System Performance Index (MSPI) basis document revision 10 was approved on 10/6/2016 and contains the updated PRA parameters. The DC03A model revision is an update that incorporates the new Reactor Coolant Pump (RCP) shutdown seals and other minor system updates. As a result of this update, the Core Damage Frequency and Fussel-Vessely importance for all

monitored trains and components were revised.

4Q/15: Changed PRA Parameter(s). Diablo Canyon Probabilistic Risk Assessment (PRA) model revision DC03 was approved on 7/30/2015. The Mitigating System Performance Index (MSPI) basis document revision 8 was approved on 1/20/2016 and contains the updated PRA parameters. The DC03 model revision is a periodic update that incorporates new model data for initiating events, equipment failures probabilities, and Human Reliability Analysis (HRA) probabilities. As a result of this update, the Core Damage Frequency, Fussel-Vessely, and basic event probabilities for all monitored trains and components were revised.

Reactor Coolant System Activity




Thresholds: White > 50.0 Yellow > 100.0

Notes

Reactor Coolant System Activity	10/15	11/15	12/15	1/16	2/16	3/16	4/16	5/16	6/16	7/16	8/16	9/16
Maximum activity	0.000065	0.000048	0.000041	0.000044	0.000050	0.000046	0.000062	0.000053	0.000054	0.000057	0.000055	0.000067
Technical specification limit	1.0	1.0	1.0	1.0	1.0	1.0	1.0	1.0	1.0	1.0	1.0	1.0
Indicator value	0	0	0	0	0	0	0	0	0	0	0	0
Reactor Coolant System Activity	10/16	11/16	12/16	1/17	2/17	3/17	4/17	5/17	6/17	7/17	8/17	9/17
Maximum activity	0.000050	0.000047	0.000053	0.000054	0.000053	0.000056	0.000075	N/A	N/A	0.000044	0.000050	0.000051
Technical specification limit	1.0	1.0	1.0	1.0	1.0	1.0	1.0	1.0	1.0	1.0	1.0	1.0
Indicator value	0	0	0	0	0	0	0	0	N/A	N/A	0	0

Licensee Comments: none

Reactor Coolant System Leakage



Thresholds: White > 50.0 Yellow > 100.0

Notes

Reactor Coolant System Leakage	10/15	11/15	12/15	1/16	2/16	3/16	4/16	5/16	6/16	7/16	8/16	9/16
Maximum leakage	0.005	0.075	0.051	0.061	0.081	0.058	0.059	0.067	0.072	0.086	0.158	0.046
Technical specification limit	10.0	10.0	10.0	10.0	10.0	10.0	10.0	10.0	10.0	10.0	10.0	10.0

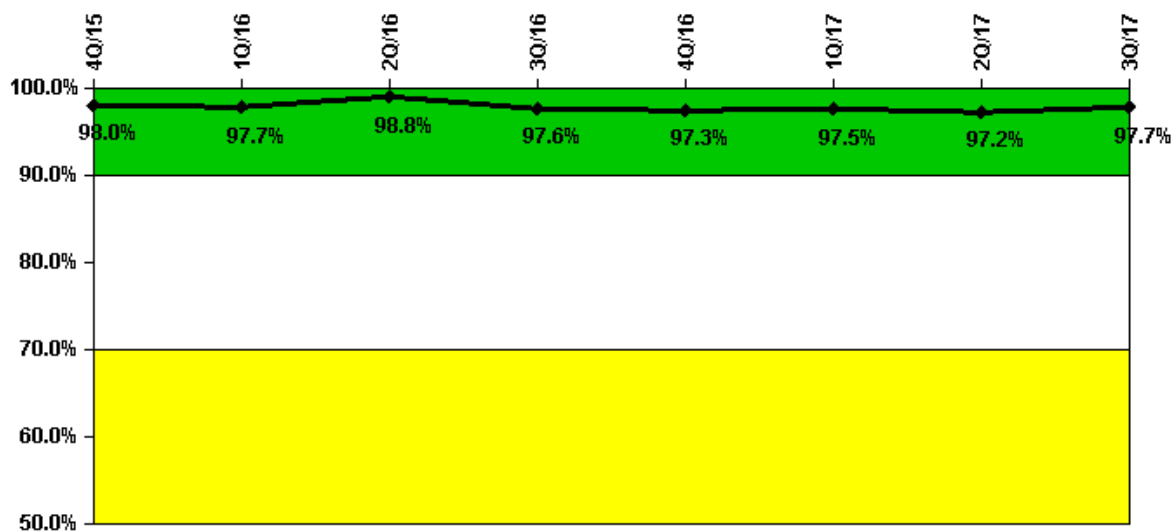
Indicator value	0.1	0.8	0.5	0.6	0.8	0.6	0.6	0.7	0.7	0.9	1.6	0.5
Reactor Coolant System Leakage	10/16	11/16	12/16	1/17	2/17	3/17	4/17	5/17	6/17	7/17	8/17	9/17
Maximum leakage	0.053	0.074	0.071	0.078	0.084	0.106	0.105	0	0.069	0.058	0.079	0.077
Technical specification limit	10.0	10.0	10.0	10.0	10.0	10.0	10.0	10.0	10.0	10.0	10.0	10.0

Indicator value	0.5	0.7	0.7	0.8	0.8	1.1	1.1	0	0.7	0.6	0.8	0.8
-----------------	-----	-----	-----	-----	-----	-----	-----	---	-----	-----	-----	-----

▲ TOP

Licensee Comments: none

Drill/Exercise Performance



Thresholds: White < 90.0% Yellow < 70.0%

Notes

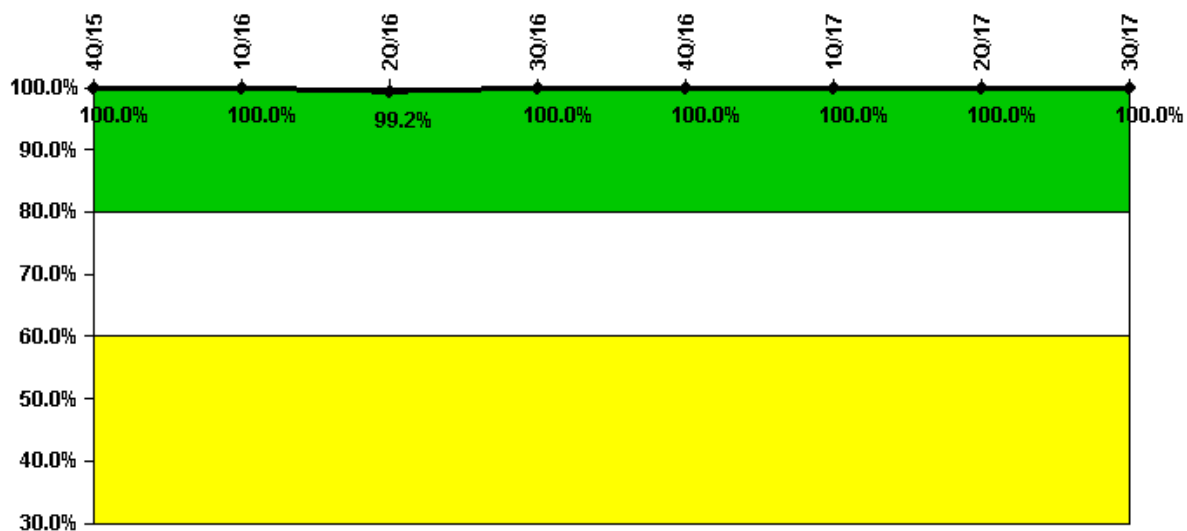
Drill/Exercise Performance	4Q/15	1Q/16	2Q/16	3Q/16	4Q/16	1Q/17	2Q/17	3Q/17
Successful opportunities	4.0	37.0	48.0	33.0	37.0	44.0	16.0	39.0
Total opportunities	4.0	38.0	48.0	36.0	38.0	44.0	17.0	39.0

Indicator value **98.0% 97.7% 98.8% 97.6% 97.3% 97.5% 97.2% 97.7%**

▲ TOP

Licensee Comments: none

ERO Drill Participation



Thresholds: White < 80.0% Yellow < 60.0%

Notes

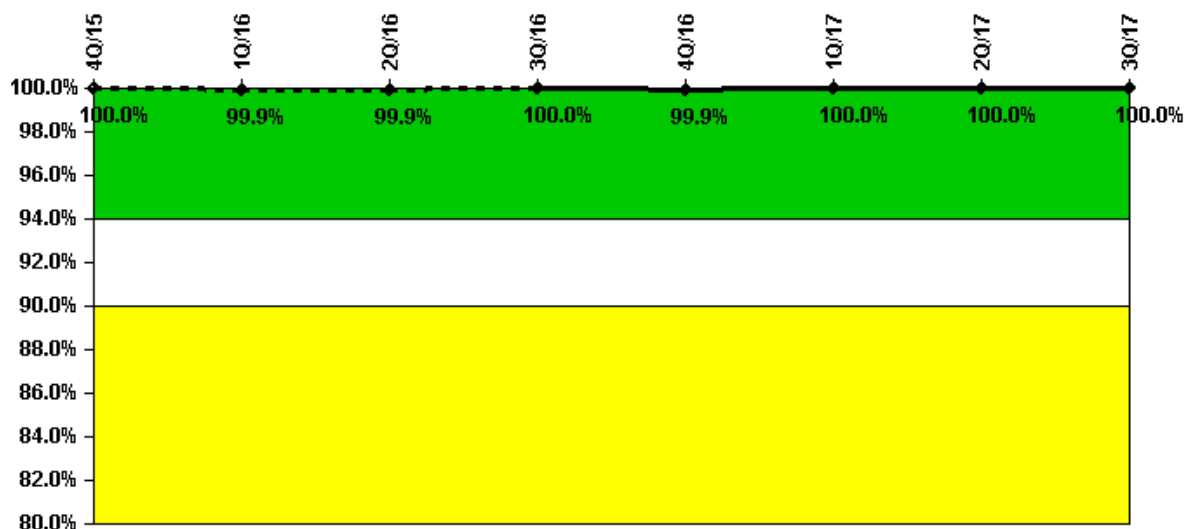
ERO Drill Participation	4Q/15	1Q/16	2Q/16	3Q/16	4Q/16	1Q/17	2Q/17	3Q/17
Participating Key personnel	119.0	121.0	122.0	127.0	124.0	132.0	131.0	129.0
Total Key personnel	119.0	121.0	123.0	127.0	124.0	132.0	131.0	129.0

Indicator value **100.0% 100.0% 99.2% 100.0% 100.0% 100.0% 100.0% 100.0%**

▲ TOP

Licensee Comments: none

Alert & Notification System



Thresholds: White < 94.0% Yellow < 90.0%

Notes

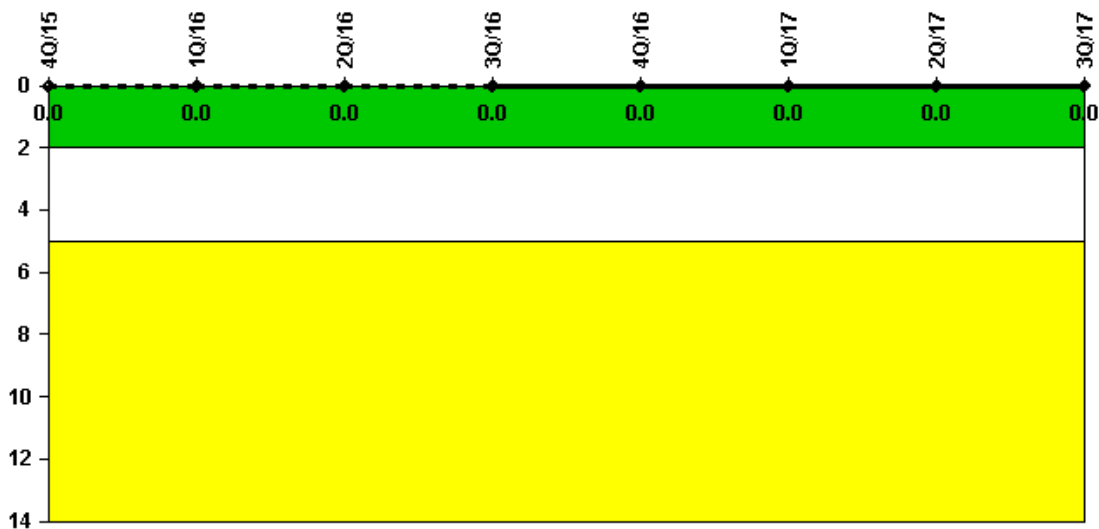
Alert & Notification System	4Q/15	1Q/16	2Q/16	3Q/16	4Q/16	1Q/17	2Q/17	3Q/17
Successful siren-tests	1048	916	1047	1179	1047	917	1048	1179
Total sirens-tests	1048	917	1048	1179	1048	917	1048	1179

Indicator value **100.0% 99.9% 99.9% 100.0% 99.9% 100.0% 100.0% 100.0%**

▲ TOP

Licensee Comments: none

Occupational Exposure Control Effectiveness



Thresholds: White > 2.0 Yellow > 5.0

Notes

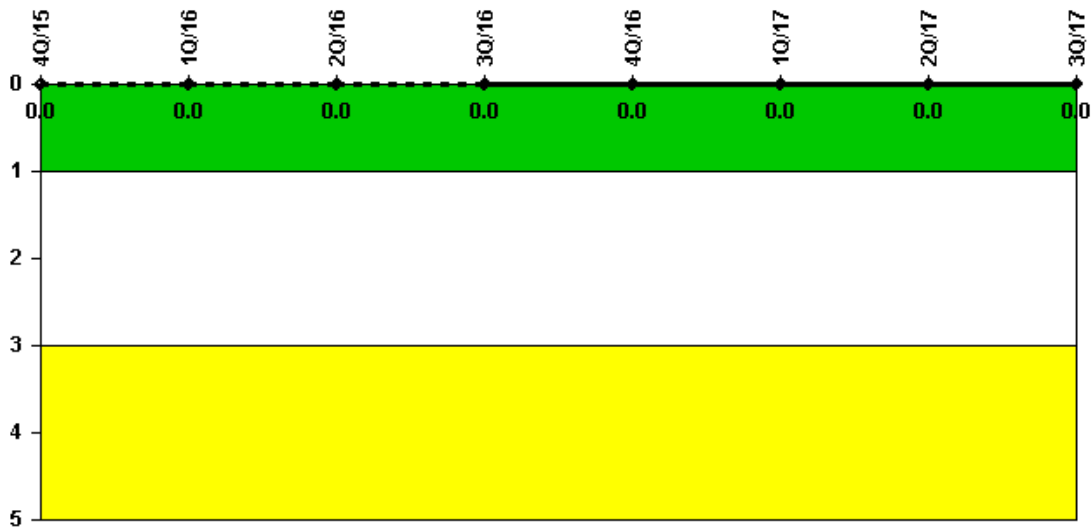
Occupational Exposure Control Effectiveness 4Q/15 1Q/16 2Q/16 3Q/16 4Q/16 1Q/17 2Q/17 3Q/17

High radiation area occurrences	0	0	0	0	0	0	0	0
Very high radiation area occurrences	0	0	0	0	0	0	0	0
Unintended exposure occurrences	0	0	0	0	0	0	0	0
Indicator value	0	0	0	0	0	0	0	0

TOP

Licensee Comments: none

RETS/ODCM Radiological Effluent



Thresholds: White > 1.0 Yellow > 3.0

Notes

RETS/ODCM Radiological Effluent 4Q/15 1Q/16 2Q/16 3Q/16 4Q/16 1Q/17 2Q/17 3Q/17

RETS/ODCM occurrences 0 0 0 0 0 0 0 0

Indicator value 0 0 0 0 0 0 0 0

[TOP](#)

Licensee Comments: none

Although the Security Cornerstone is included in the Reactor Oversight Process assessment program, the Commission has decided that specific information related to findings and performance indicators pertaining to the Security Cornerstone will not be publicly available to ensure that security information is not provided to a possible adversary. Other than the fact that a finding or performance indicator is Green or Greater-Than-Green, security related information will not be displayed on the public web page.

Current data as of: October 31, 2017

Page Last Reviewed/Updated Monday, November 06, 2017