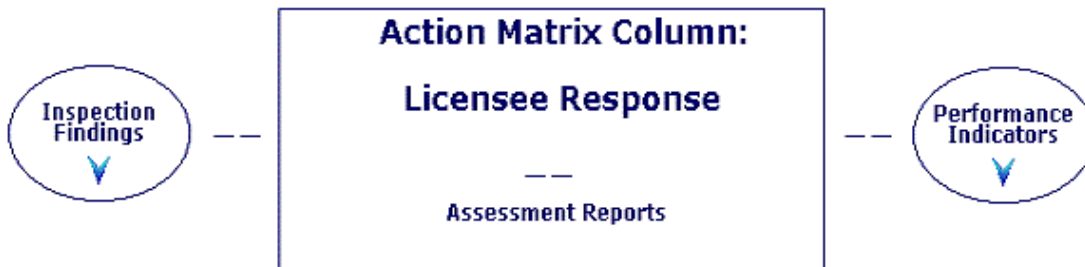


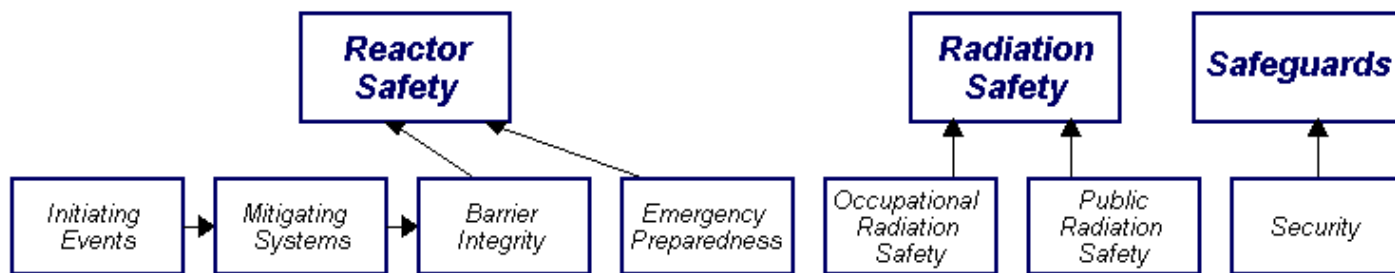


Home > Nuclear Reactors > Operating Reactors > Reactor Oversight Process > Plant Summaries > Brunswick 2 – Quarterly Performance Summary

Brunswick 2 – Quarterly Performance Summary

3Q/2017 Performance Summary

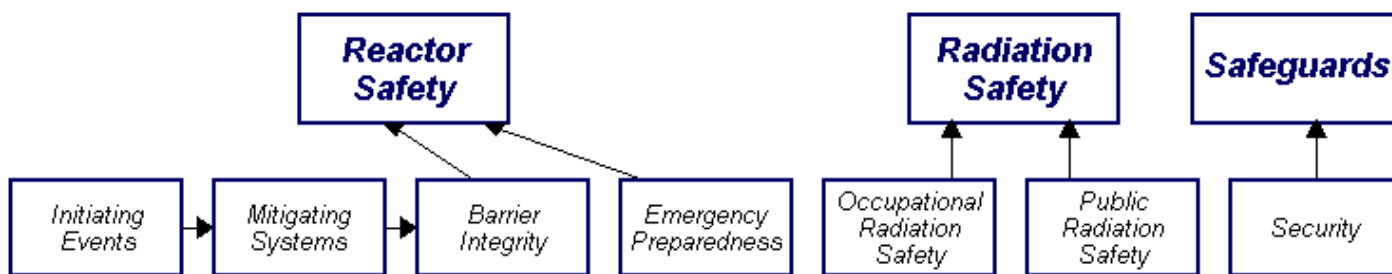




Performance Indicators

Unplanned Scrams (G)	Safety System Functional Failures (G)	Reactor Coolant System Activity (G)	Drill/Exercise Performance (G)	Occupational Exposure Control Effectiveness (G)	RETS/ODCM Radiological Effluent (G)	Protected Area Equipment (G)
Unplanned Power Changes (G)	Emergency AC Power System (G)	Reactor Coolant System Leakage (G)	ERD Drill Participation (G)			
Unplanned Scrams with Complications (G)	High Pressure Injection System (G)		Alert and Notification System (G)			
	Heat Removal System (G)					
	Residual Heat Removal System (G)					
	Cooling Water Systems (G)					

Current data as of: October 31, 2017



Most Significant Inspection Findings

	Initiating Events	Mitigating Systems	Barrier Integrity	Emergency Preparedness	Occupational Radiation Safety	Public Radiation Safety	Security
3Q/2017	No findings this quarter	No findings this quarter	No findings this quarter	No findings this quarter	No findings this quarter	No findings this quarter	No findings this quarter
2Q/2017	No findings this quarter	G	No findings this quarter	No findings this quarter	No findings this quarter	No findings this quarter	G
1Q/2017	No findings this quarter	G	G	No findings this quarter	No findings this quarter	No findings this quarter	No findings this quarter
4Q/2016	No findings this quarter	No findings this quarter	No findings this quarter	No findings this quarter	No findings this quarter	No findings this quarter	No findings this quarter

Miscellaneous findings

Additional Inspection & Assessment Information

◆ **Assessment Letters:**

3Q/2017

2Q/2017

1Q/2017

4Q/2016

◆ **Inspection Reports**

◆ **Security Cover Letters**

◆ **List of Assessment Letters**

Current data as of: November 29, 2017

Legend: R=Red W=White GTC=Greater Than Green I=Insufficient Data to Calculate PI U=Unique Design
 Y=Yellow G=Green T=Thresholds under development N=Not Applicable D=Discrepant

