



Home > Nuclear Reactors > Operating Reactors > Reactor Oversight Process > Plant Summaries> Wolf Creek > Quarterly Performance Indicators

Wolf Creek – Quarterly Performance Indicators

2Q/2017 Performance Indicators

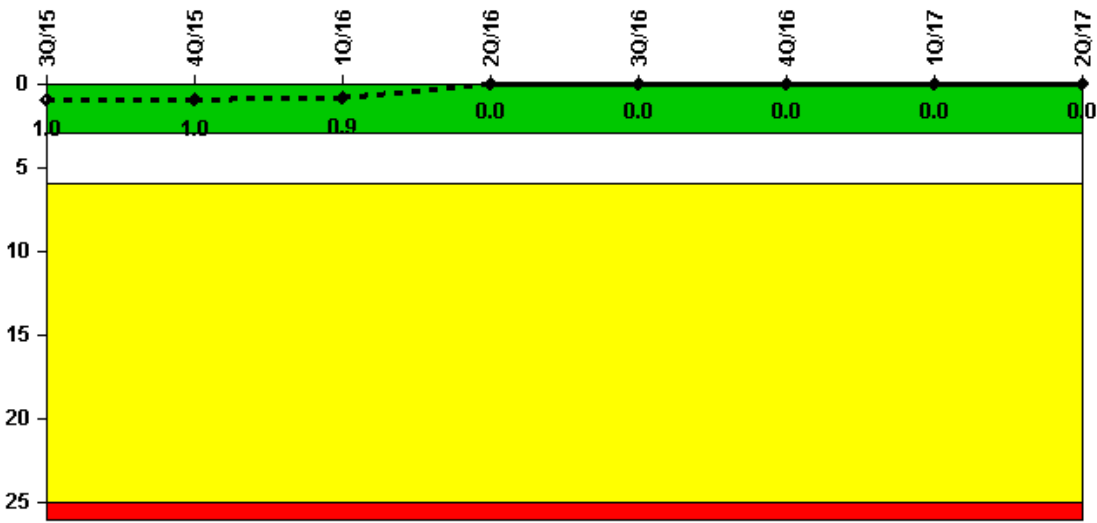
The solid trend line represents the current reporting period.

Licensee's General Comments: none

On this page:

- Unplanned Scrams (IE01)
- Unplanned Power Changes per 7000 Critical Hours (IE03)
- Unplanned Scrams with Complications (IE04)
- Safety System Functional Failures (MS05)
- Emergency AC Power Systems (MS06)
- High Pressure Injection Systems (MS07)
- Heat Removal Systems (MS08)
- Residual Heat Removal Systems (MS09)
- Cooling Water Systems (MS10)
- Reactor Coolant System Activity (BI01)
- Reactor Coolant System Leakage (BI02)
- Drill/Exercise Performance (EP01)
- Emergency Response Organization Drill Participation (EP02)
- Alert and Notification System Reliability (EP03)
- Occupational Exposure Control Effectiveness (OR01)
- RETS/OCDM Radiological Effluent Occurrence (PR01)
- Protected Area Equipment (PP01)

Unplanned Scrams per 7000 Critical Hrs



Thresholds: White > 3.0 Yellow > 6.0 Red > 25.0

Notes

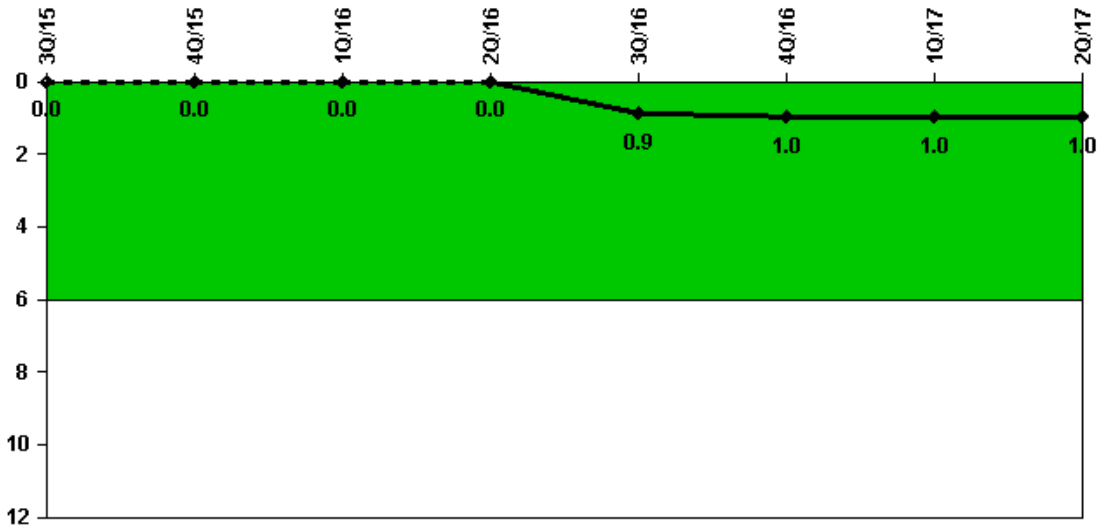
Unplanned Scrams per 7000 Critical Hrs	3Q/15	4Q/15	1Q/16	2Q/16	3Q/16	4Q/16	1Q/17	2Q/17
Unplanned scrams	0	0	0	0	0	0	0	0
Critical hours	2208.0	2209.0	2183.0	2184.0	1524.0	1003.3	2159.0	2184.0

Indicator value	1.0	1.0	0.9	0	0	0	0	0
-----------------	-----	-----	-----	---	---	---	---	---

▲ TOP

Licensee Comments: none

Unplanned Power Changes per 7000 Critical Hrs



Thresholds: White > 6.0

Notes

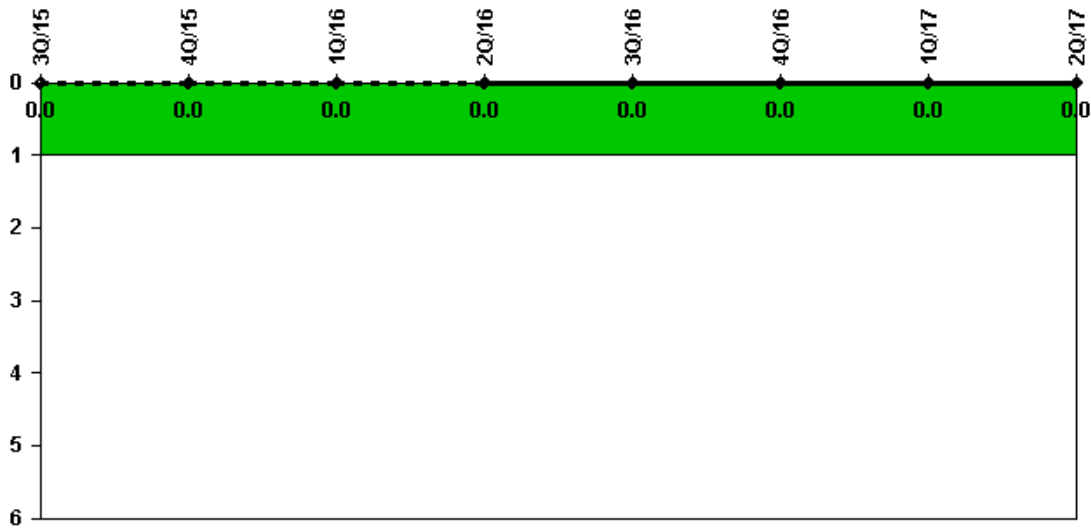
Unplanned Power Changes per 7000 Critical Hrs	3Q/15	4Q/15	1Q/16	2Q/16	3Q/16	4Q/16	1Q/17	2Q/17
Unplanned power changes	0	0	0	0	1.0	0	0	0
Critical hours	2208.0	2209.0	2183.0	2184.0	1524.0	1003.3	2159.0	2184.0
Indicator value	0	0	0	0	0.9	1.0	1.0	1.0

▲ TOP

Licensee Comments:

3Q/16: Unit shutdown due to unidentified RCS leakage. The source of the leak was identified on Core Exit Thermocouple Nozzle Assembly (CETNA) penetration #77.

Unplanned Scrams with Complications



Thresholds: White > 1.0

Notes

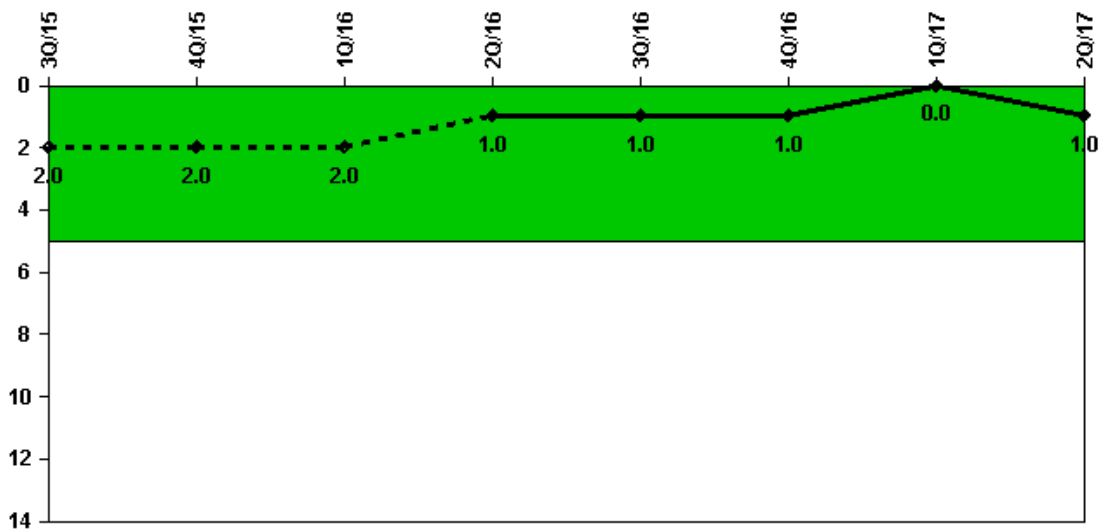
Unplanned Scrams with Complications	3Q/15	4Q/15	1Q/16	2Q/16	3Q/16	4Q/16	1Q/17	2Q/17
Scrams with complications	0	0	0	0	0	0	0	0
Indicator value	0.0	0.0	0.0	0.0	0.0	0.0	0.0	0.0

Indicator value

▲ TOP

Licensee Comments: none

Safety System Functional Failures (PWR)



Thresholds: White > 5.0

Notes

Safety System Functional Failures (PWR) 3Q/15 4Q/15 1Q/16 2Q/16 3Q/16 4Q/16 1Q/17 2Q/17

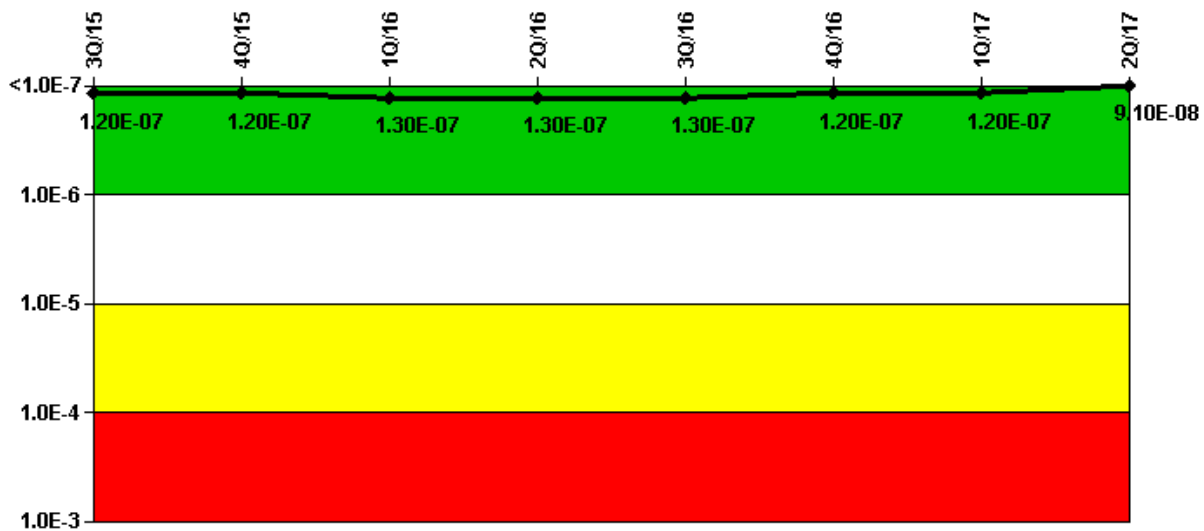
Safety System Functional Failures 0 0 1 0 0 0 0 1

Indicator value 2 2 2 1 1 1 0 1

▲ TOP

Licensee Comments:
1Q/16: LER 2016-001

Mitigating Systems Performance Index, Emergency AC Power System



Thresholds: White > 1.00E-6 Yellow > 1.00E-5 Red > 1.00E-4

Notes

Mitigating Systems Performance Index, Emergency AC Power System


	3Q/15	4Q/15	1Q/16	2Q/16	3Q/16	4Q/16	1Q/17	2Q/17
UAI (Δ CDF)	3.57E-09	3.57E-09	3.26E-09	2.76E-09	2.83E-09	3.11E-09	2.94E-09	-5.80E-12
URI (Δ CDF)	1.16E-07	1.16E-07	1.28E-07	1.28E-07	1.29E-07	1.14E-07	1.14E-07	9.14E-08
PLE	NO	NO	NO	NO	NO	NO	NO	NO
Indicator value	1.20E-07	1.20E-07	1.30E-07	1.30E-07	1.30E-07	1.20E-07	1.20E-07	9.10E-08

▲ TOP

Licensee Comments:

2Q/17: Changed PRA Parameter(s).

Mitigating Systems Performance Index, High Pressure Injection System



Thresholds: White > 1.00E-6 Yellow > 1.00E-5 Red > 1.00E-4

Notes

Mitigating Systems Performance Index, High Pressure Injection System

	3Q/15	4Q/15	1Q/16	2Q/16	3Q/16	4Q/16	1Q/17	2Q/17
UAI (Δ CDF)	-2.04E-11	-3.06E-11	-1.63E-12	-6.82E-11	-2.38E-12	1.03E-11	-2.07E-11	2.53E-11
URI (Δ CDF)	-4.13E-10	-4.33E-10	-3.93E-10	-3.60E-10	-3.70E-10	-4.10E-10	-3.95E-10	-1.01E-09
PLE	NO	NO	NO	NO	NO	NO	NO	NO
Indicator value	-4.30E-10	-4.60E-10	-4.00E-10	-4.30E-10	-3.70E-10	-4.00E-10	-4.20E-10	-9.80E-10

▲ TOP


Licensee Comments:

2Q/17: Changed PRA Parameter(s).

4Q/15: Data error identified and corrected for the A train Safety Injection Pump (SIP). 2.63 hrs was corrected to 1.63 hrs.

3Q/15: Responsible engineer missed a surveillance entry in the EM system on valve EMHV8924. This entry has been corrected.

Mitigating Systems Performance Index, Heat Removal System



Thresholds: White > 1.00E-6 Yellow > 1.00E-5 Red > 1.00E-4

Notes

Mitigating Systems Performance Index, Heat Removal System

	3Q/15	4Q/15	1Q/16	2Q/16	3Q/16	4Q/16	1Q/17	2Q/17
UAI (ΔCDF)	5.92E-08	5.99E-08	6.56E-08	4.12E-08	3.25E-08	3.04E-08	3.20E-08	8.08E-08
URI (ΔCDF)	-6.28E-08	-6.30E-08	-6.44E-08	-5.71E-08	-5.58E-08	-5.72E-08	-5.67E-08	-1.46E-07
PLE	NO	NO	NO	NO	NO	NO	NO	NO
Indicator value	-3.60E-09	-3.10E-09	1.20E-09	-1.60E-08	-2.30E-08	-2.70E-08	-2.50E-08	-6.50E-08


▲ TOP

Licensee Comments:

2Q/17: Changed PRA Parameter(s).

3Q/15: Responsible engineer miscalculated the 07/15 unavailability. This entry has been corrected.

Mitigating Systems Performance Index, Residual Heat Removal System



Thresholds: White > 1.00E-6 Yellow > 1.00E-5 Red > 1.00E-4

Notes

Mitigating Systems Performance Index, Residual Heat Removal System

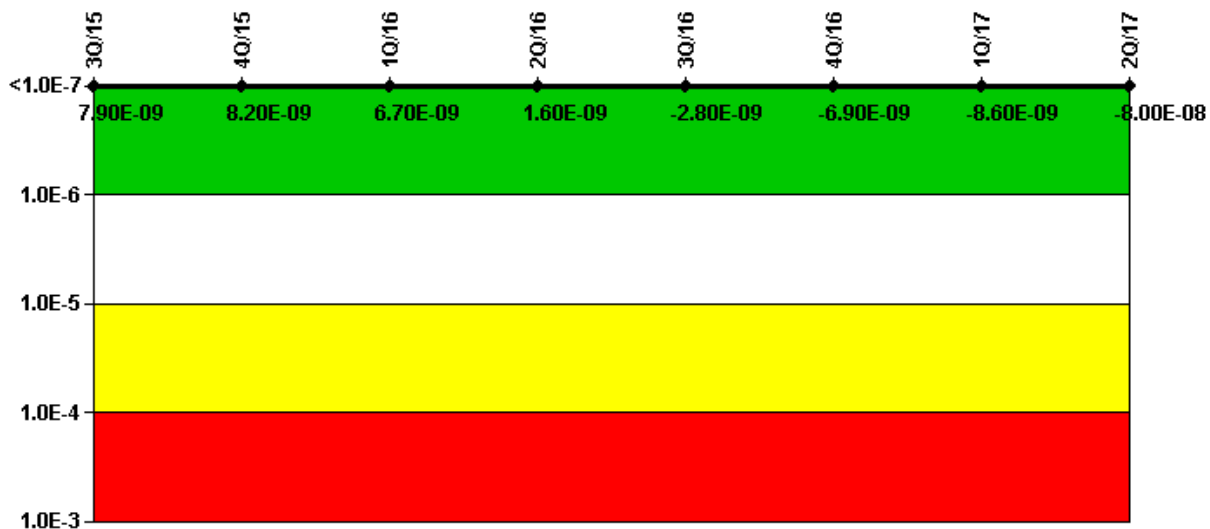
	3Q/15	4Q/15	1Q/16	2Q/16	3Q/16	4Q/16	1Q/17	2Q/17
UAI (Δ CDF)	3.50E-09	5.59E-09	4.70E-09	5.13E-09	9.25E-09	3.50E-09	3.20E-10	-7.49E-10
URI (Δ CDF)	-4.41E-08	-4.45E-08	-3.76E-08	-3.52E-08	-3.75E-08	-4.38E-08	-4.10E-08	-4.38E-08
PLE	NO	NO	NO	NO	NO	NO	NO	NO
Indicator value	-4.10E-08	-3.90E-08	-3.30E-08	-3.00E-08	-2.80E-08	-4.00E-08	-4.10E-08	-4.50E-08

▲ TOP

Licensee Comments:

2Q/17: Changed PRA Parameter(s).

Mitigating Systems Performance Index, Cooling Water Systems



Thresholds: White > 1.00E-6 Yellow > 1.00E-5 Red > 1.00E-4

Notes

Mitigating Systems Performance Index, Cooling Water Systems

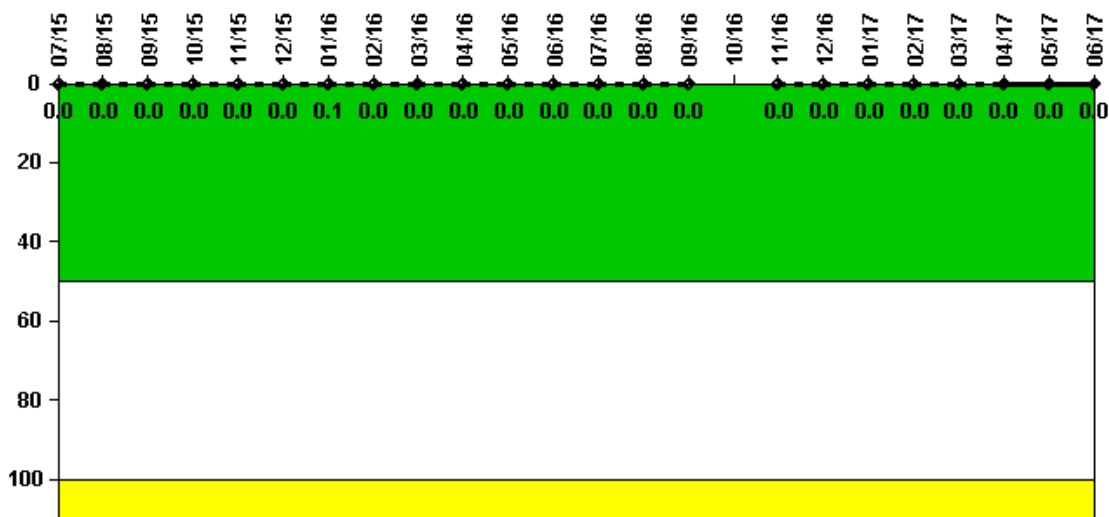
	3Q/15	4Q/15	1Q/16	2Q/16	3Q/16	4Q/16	1Q/17	2Q/17
UAI (ΔCDF)	2.99E-08	3.05E-08	2.80E-08	2.23E-08	1.92E-08	1.58E-08	1.39E-08	-1.29E-09
URI (ΔCDF)	-2.21E-08	-2.23E-08	-2.12E-08	-2.07E-08	-2.19E-08	-2.27E-08	-2.25E-08	-7.92E-08
PLE	NO	NO	NO	NO	NO	NO	NO	NO
Indicator value	7.90E-09	8.20E-09	6.70E-09	1.60E-09	-2.80E-09	-6.90E-09	-8.60E-09	-8.00E-08

▲ TOP

Licensee Comments:

2Q/17: Changed PRA Parameter(s).

Reactor Coolant System Activity



Thresholds: White > 50.0 Yellow > 100.0

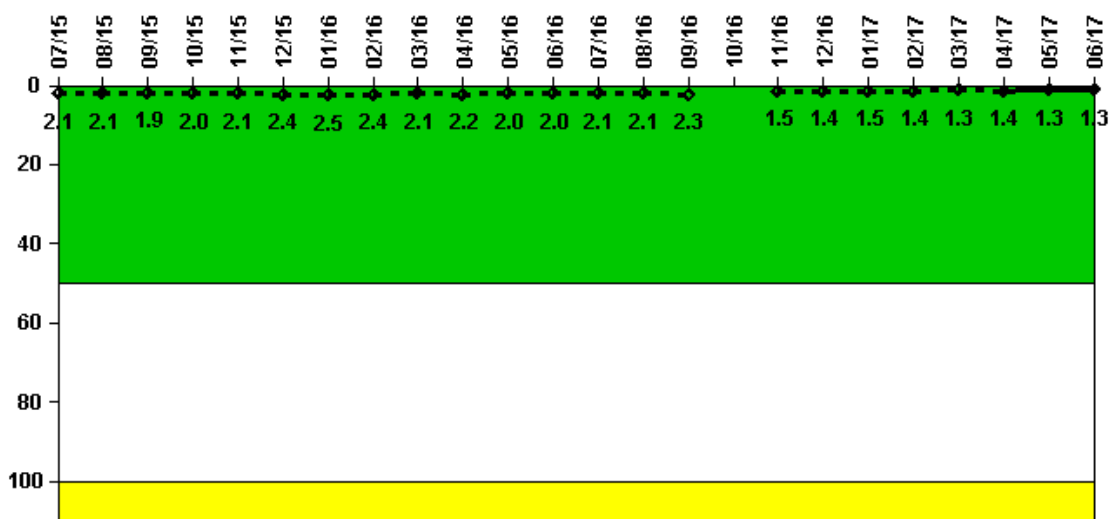
Notes

Reactor Coolant System Activity	7/15	8/15	9/15	10/15	11/15	12/15	1/16	2/16	3/16	4/16	5/16	6/16
Maximum activity	0.000200	0.000200	0.000200	0.000200	0.000200	0.000200	0.000700	0.000200	0.000300	0.000300	0.000300	0.000300
Technical specification limit	1.0	1.0	1.0	1.0	1.0	1.0	1.0	1.0	1.0	1.0	1.0	1.0
Indicator value	0	0	0	0	0	0	0.1	0	0	0	0	0
Reactor Coolant System Activity	7/16	8/16	9/16	10/16	11/16	12/16	1/17	2/17	3/17	4/17	5/17	6/17
Maximum activity	0.000300	0.000300	0.000300	N/A	0.000200	0.000200	0.000200	0.000300	0.000300	0.000300	0.000300	0.000300
Technical specification limit	1.0	1.0	1.0	1.0	1.0	1.0	1.0	1.0	1.0	1.0	1.0	1.0
Indicator value	0	0	0	N/A	0	0	0	0	0	0	0	0

▲ TOP

Licensee Comments:
3/17: Indication of fuel defect present.

Reactor Coolant System Leakage



Thresholds: White > 50.0 Yellow > 100.0

Notes

Reactor Coolant System Leakage	7/15	8/15	9/15	10/15	11/15	12/15	1/16	2/16	3/16	4/16	5/16	6/16
Maximum leakage	0.210	0.210	0.190	0.200	0.210	0.240	0.250	0.240	0.210	0.220	0.200	0.200
Technical specification limit	10.0	10.0	10.0	10.0	10.0	10.0	10.0	10.0	10.0	10.0	10.0	10.0

Indicator value	2.1	2.1	1.9	2.0	2.1	2.4	2.5	2.4	2.1	2.2	2.0	2.0
Reactor Coolant System Leakage	7/16	8/16	9/16	10/16	11/16	12/16	1/17	2/17	3/17	4/17	5/17	6/17
Maximum leakage	0.210	0.210	0.230	N/A	0.150	0.140	0.150	0.140	0.130	0.140	0.130	0.130
Technical specification limit	10.0	10.0	10.0	10.0	10.0	10.0	10.0	10.0	10.0	10.0	10.0	10.0

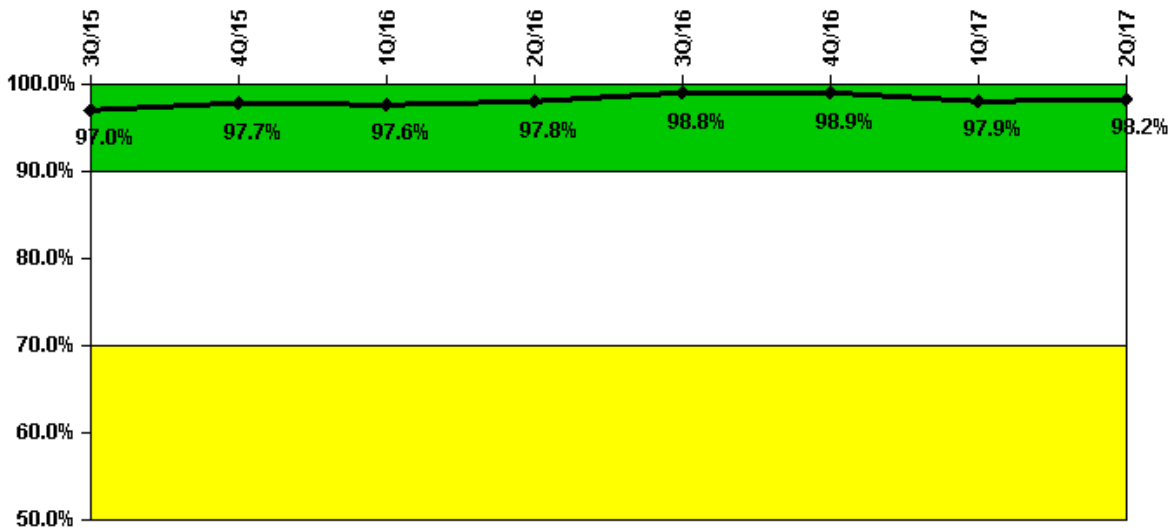
Indicator value	2.1	2.1	2.3	N/A	1.5	1.4	1.5	1.4	1.3	1.4	1.3	1.3
-----------------	-----	-----	-----	-----	-----	-----	-----	-----	-----	-----	-----	-----

▲ TOP

Licensee Comments:

12/15: Data correction for 11-2015 Max RCS Leakage

Drill/Exercise Performance



Thresholds: White < 90.0% Yellow < 70.0%

Notes

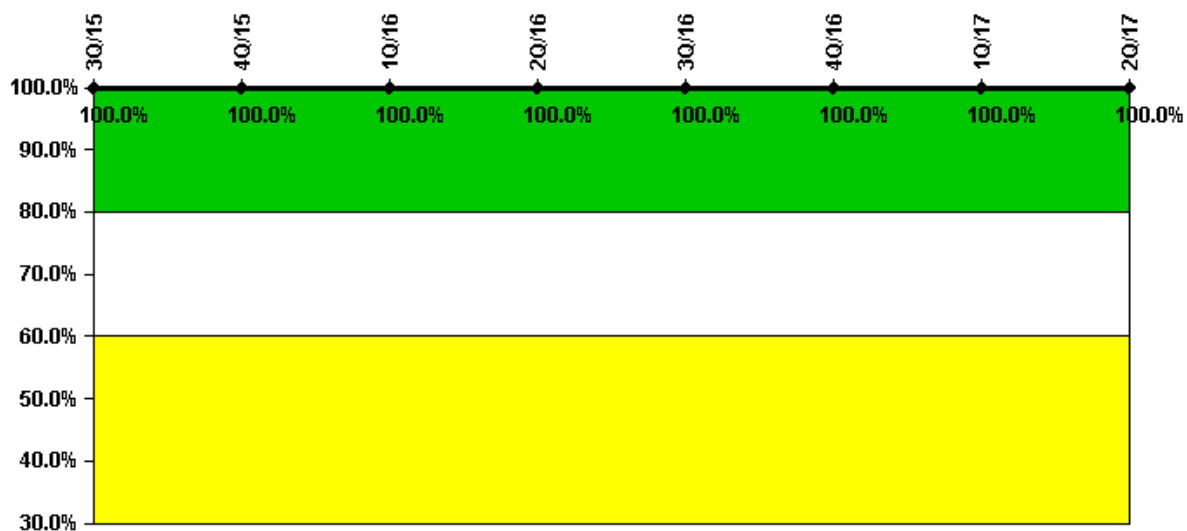
Drill/Exercise Performance	3Q/15	4Q/15	1Q/16	2Q/16	3Q/16	4Q/16	1Q/17	2Q/17
Successful opportunities	23.0	18.0	36.0	27.0	8.0	14.0	43.0	49.0
Total opportunities	24.0	18.0	37.0	27.0	8.0	14.0	44.0	50.0

Indicator value **97.0% 97.7% 97.6% 97.8% 98.8% 98.9% 97.9% 98.2%**

▲ TOP

Licensee Comments: none

ERO Drill Participation



Thresholds: White < 80.0% Yellow < 60.0%

Notes

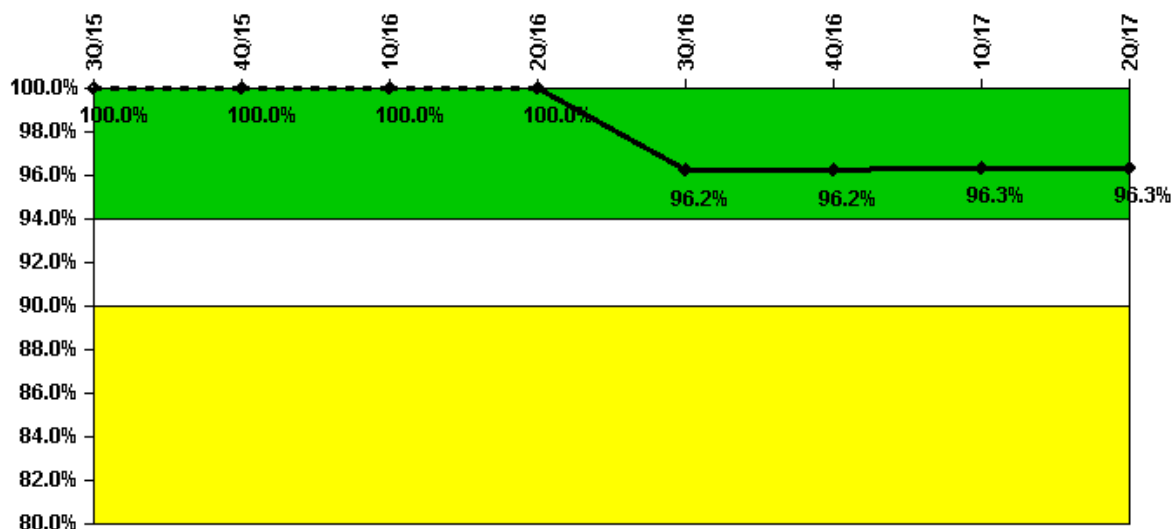
ERO Drill Participation	3Q/15	4Q/15	1Q/16	2Q/16	3Q/16	4Q/16	1Q/17	2Q/17
Participating Key personnel	65.0	66.0	75.0	76.0	82.0	83.0	77.0	80.0
Total Key personnel	65.0	66.0	75.0	76.0	82.0	83.0	77.0	80.0

Indicator value **100.0% 100.0% 100.0% 100.0% 100.0% 100.0% 100.0% 100.0%**

▲ TOP

Licensee Comments: none

Alert & Notification System



Thresholds: White < 94.0% Yellow < 90.0%

Notes

Alert & Notification System	3Q/15	4Q/15	1Q/16	2Q/16	3Q/16	4Q/16	1Q/17	2Q/17
Successful siren-tests	77	66	77	66	66	66	88	66
Total sirens-tests	77	66	77	66	77	66	88	66

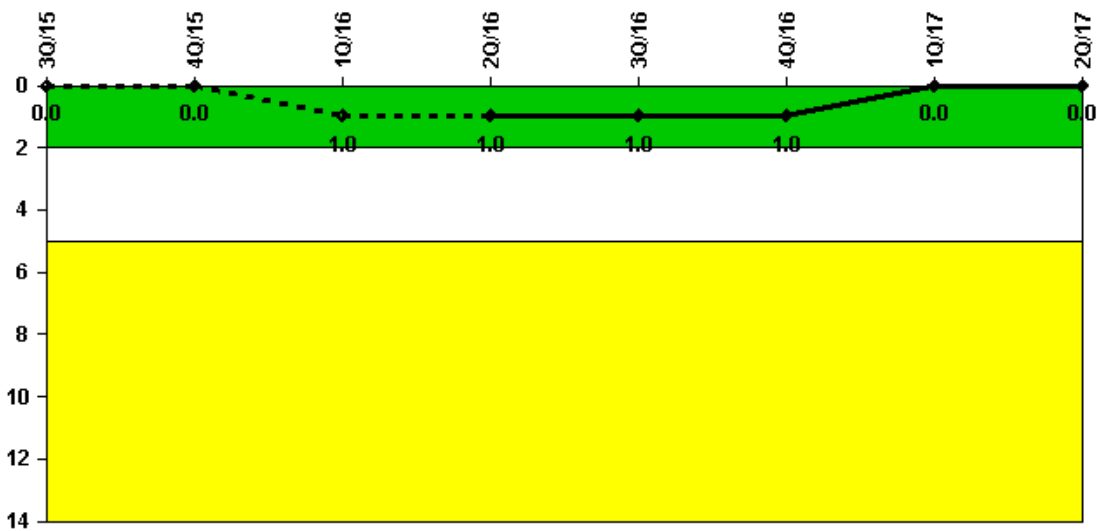
Indicator value **100.0% 100.0% 100.0% 100.0% 96.2% 96.2% 96.3% 96.3%**

▲ TOP

Licensee Comments:

3Q/16: August 2016 E-Plan siren failure due to county console failure.

Occupational Exposure Control Effectiveness



Thresholds: White > 2.0 Yellow > 5.0

Notes

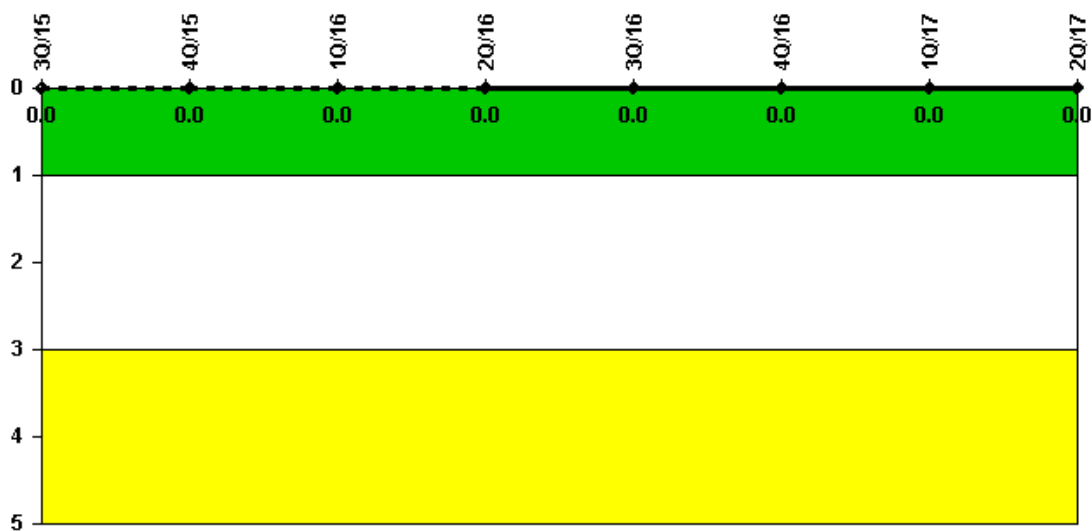
Occupational Exposure Control Effectiveness 3Q/15 4Q/15 1Q/16 2Q/16 3Q/16 4Q/16 1Q/17 2Q/17

High radiation area occurrences	0	0	1	0	0	0	0	0
Very high radiation area occurrences	0	0	0	0	0	0	0	0
Unintended exposure occurrences	0	0	0	0	0	0	0	0
Indicator value	0	0	1	1	1	1	0	0

▲ TOP

Licensee Comments: none

RETS/ODCM Radiological Effluent



Thresholds: White > 1.0 Yellow > 3.0

Notes

RETS/ODCM Radiological Effluent 3Q/15 4Q/15 1Q/16 2Q/16 3Q/16 4Q/16 1Q/17 2Q/17

RETS/ODCM occurrences 0 0 0 0 0 0 0 0

Indicator value 0 0 0 0 0 0 0 0

[TOP](#)

Licensee Comments: none

Although the Security Cornerstone is included in the Reactor Oversight Process assessment program, the Commission has decided that specific information related to findings and performance indicators pertaining to the Security Cornerstone will not be publicly available to ensure that security information is not provided to a possible adversary. Other than the fact that a finding or performance indicator is Green or Greater-Than-Green, security related information will not be displayed on the public web page.

Current data as of: July 26, 2017

Page Last Reviewed/Updated Wednesday, June 07, 2017