



Home > Nuclear Reactors > Operating Reactors > Reactor Oversight Process > Plant Summaries> Quad Cities 2 > Quarterly Performance Indicators

## Quad Cities 2 – Quarterly Performance Indicators

### 2Q/2017 Performance Indicators

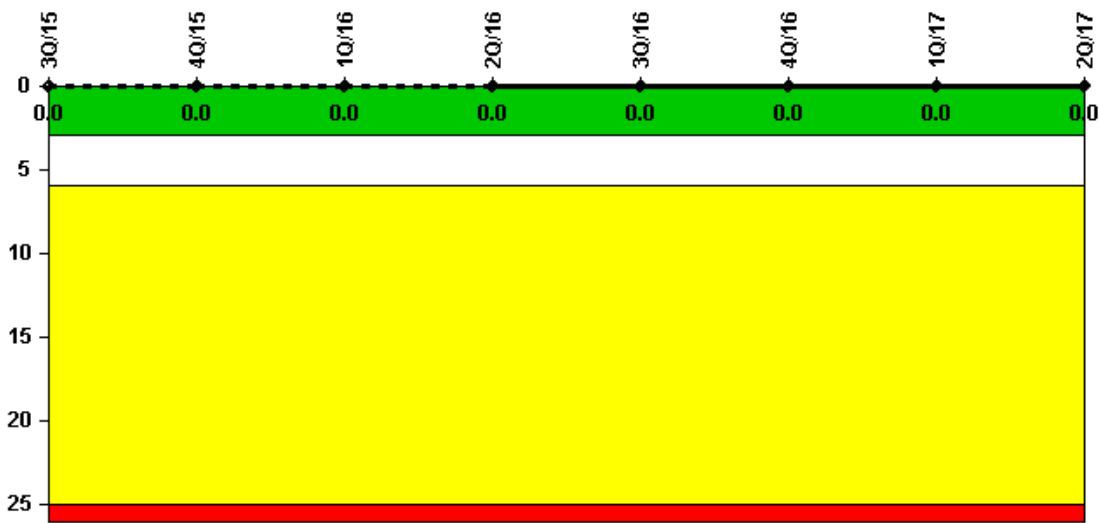
The solid trend line represents the current reporting period.

Licensee's General Comments: none

On this page:

- Unplanned Scrams (IE01)
- Unplanned Power Changes per 7000 Critical Hours (IE03)
- Unplanned Scrams with Complications (IE04)
- Safety System Functional Failures (MS05)
- Emergency AC Power Systems (MS06)
- High Pressure Injection Systems (MS07)
- Heat Removal Systems (MS08)
- Residual Heat Removal Systems (MS09)
- Cooling Water Systems (MS10)
- Reactor Coolant System Activity (BI01)
- Reactor Coolant System Leakage (BI02)
- Drill/Exercise Performance (EP01)
- Emergency Response Organization Drill Participation (EP02)
- Alert and Notification System Reliability (EP03)
- Occupational Exposure Control Effectiveness (OR01)
- RETS/OCDM Radiological Effluent Occurrence (PR01)
- Protected Area Equipment (PP01)

### Unplanned Scrams per 7000 Critical Hrs



Thresholds: White > 3.0 Yellow > 6.0 Red > 25.0

#### Notes

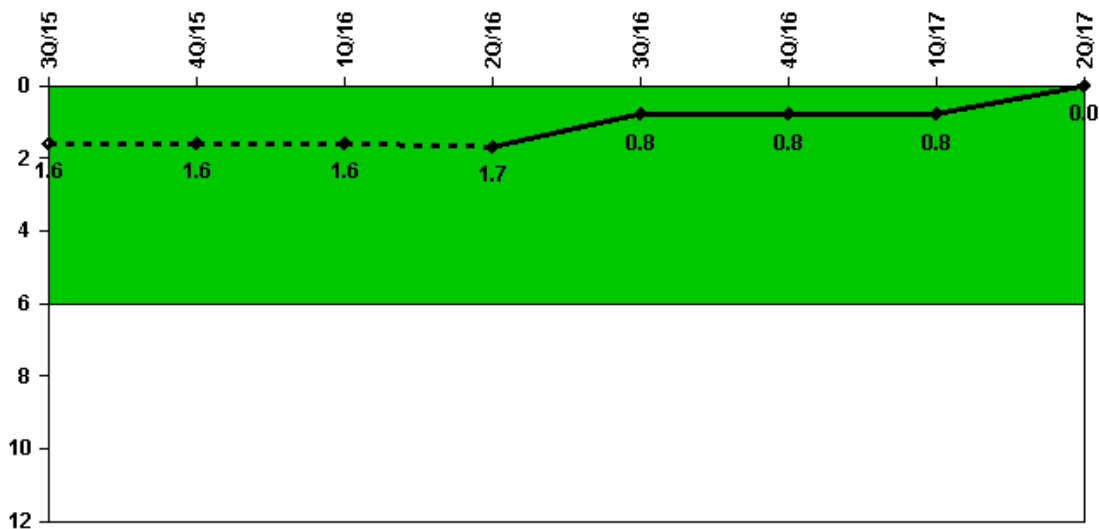
Unplanned Scrams per 7000 Critical Hrs	3Q/15	4Q/15	1Q/16	2Q/16	3Q/16	4Q/16	1Q/17	2Q/17
Unplanned scrams	0	0	0	0	0	0	0	0
Critical hours	2208.0	2209.0	1919.9	2032.3	2208.0	2209.0	2159.0	2184.0

Indicator value	3Q/15	4Q/15	1Q/16	2Q/16	3Q/16	4Q/16	1Q/17	2Q/17
	0	0	0	0	0	0	0	0

TOP

Licensee Comments: none

### Unplanned Power Changes per 7000 Critical Hrs



Thresholds: White > 6.0

**Notes**

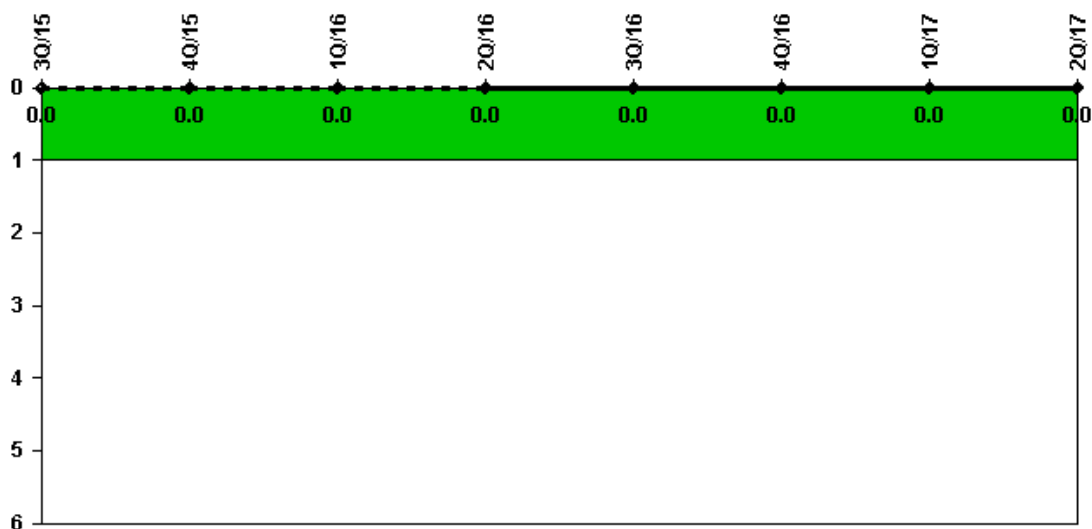
Unplanned Power Changes per 7000 Critical Hrs	3Q/15	4Q/15	1Q/16	2Q/16	3Q/16	4Q/16	1Q/17	2Q/17
Unplanned power changes	1.0	0	0	1.0	0	0	0	0
Critical hours	2208.0	2209.0	1919.9	2032.3	2208.0	2209.0	2159.0	2184.0
<b>Indicator value</b>	<b>1.6</b>	<b>1.6</b>	<b>1.6</b>	<b>1.7</b>	<b>0.8</b>	<b>0.8</b>	<b>0.8</b>	<b>0</b>

▲ TOP

Licensee Comments:

3Q/15: U-2 Recirculation Pump trip greater than 20%

**Unplanned Scrams with Complications**



Thresholds: White > 1.0

**Notes**

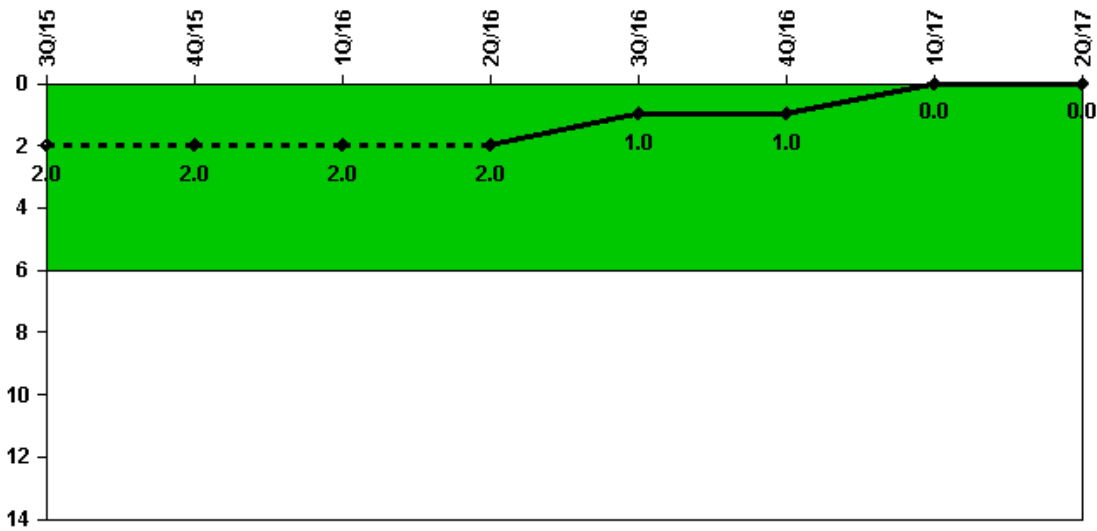
Unplanned Scrams with Complications	3Q/15	4Q/15	1Q/16	2Q/16	3Q/16	4Q/16	1Q/17	2Q/17
Scrams with complications	0	0	0	0	0	0	0	0

<b>Indicator value</b>	<b>0.0</b>	<b>0.0</b>	<b>0.0</b>	<b>0.0</b>	<b>0.0</b>	<b>0.0</b>	<b>0.0</b>	<b>0.0</b>
------------------------	------------	------------	------------	------------	------------	------------	------------	------------

▲ TOP

Licensee Comments: none

### Safety System Functional Failures (BWR)



Thresholds: White > 6.0

#### Notes

Safety System Functional Failures (BWR) 3Q/15 4Q/15 1Q/16 2Q/16 3Q/16 4Q/16 1Q/17 2Q/17

Safety System Functional Failures 1 0 1 0 0 0 0 0

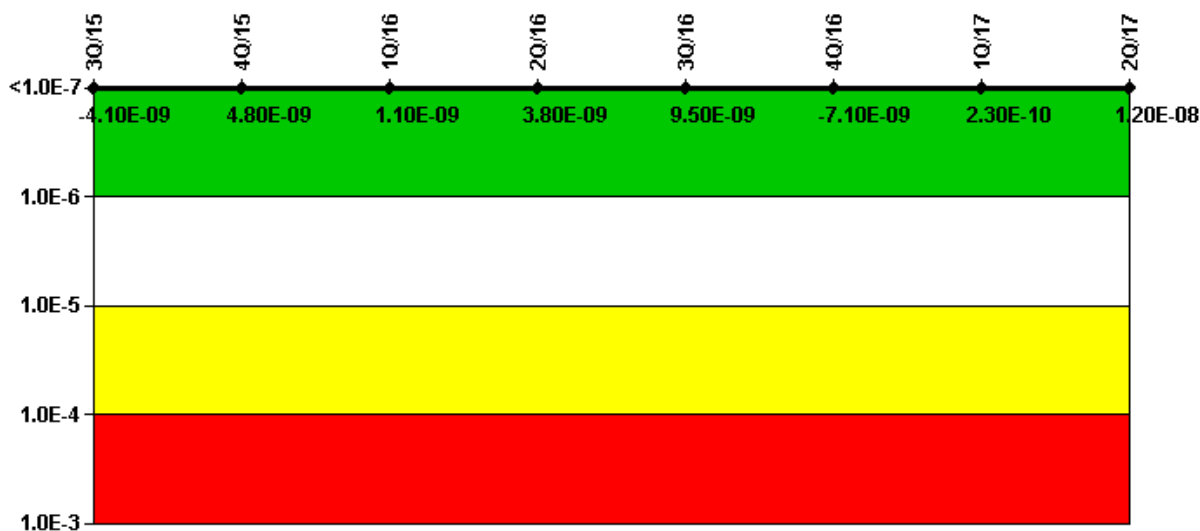
Indicator value 2 2 2 2 1 1 0 0

▲ TOP

Licensee Comments:

1Q/16: LER 254/2015-010-00, Loss of Control Room Emergency Ventilation System Due to Differential Pressure Switch Failure  
 3Q/15: LER 254/2015-009-00, Loss of Control Room Emergency Ventilation System Due to Air Filtration Unit Damper Failure (affects Units 1 and 2)

### Mitigating Systems Performance Index, Emergency AC Power System



Thresholds: White > 1.00E-6 Yellow > 1.00E-5 Red > 1.00E-4

**Notes**

**Mitigating Systems Performance Index, Emergency AC Power System**

	3Q/15	4Q/15	1Q/16	2Q/16	3Q/16	4Q/16	1Q/17	2Q/17
UAI (ΔCDF)	6.37E-08	7.35E-08	6.75E-08	7.24E-08	7.76E-08	6.18E-08	6.93E-08	7.81E-08
URI (ΔCDF)	-6.78E-08	-6.86E-08	-6.64E-08	-6.86E-08	-6.81E-08	-6.89E-08	-6.91E-08	-6.65E-08
PLE	NO	NO	NO	NO	NO	NO	NO	NO
<b>Indicator value</b>	<b>-4.10E-09</b>	<b>4.80E-09</b>	<b>1.10E-09</b>	<b>3.80E-09</b>	<b>9.50E-09</b>	<b>-7.10E-09</b>	<b>2.30E-10</b>	<b>1.20E-08</b>

▲ TOP

Licensee Comments:

3Q/16: Planned Unavailable Hours 1/2 -6601 Planned maintenance windows on the Unit 1 and Unit 1/2 EDGs and supporting systems. Speed Switch replacement on Unit 1/2.

4Q/15: Error in original submittal.

3Q/15: Error in original submittal.

### Mitigating Systems Performance Index, High Pressure Injection System



Thresholds: White > 1.00E-6 Yellow > 1.00E-5 Red > 1.00E-4

#### Notes

#### Mitigating Systems Performance Index, High Pressure Injection System

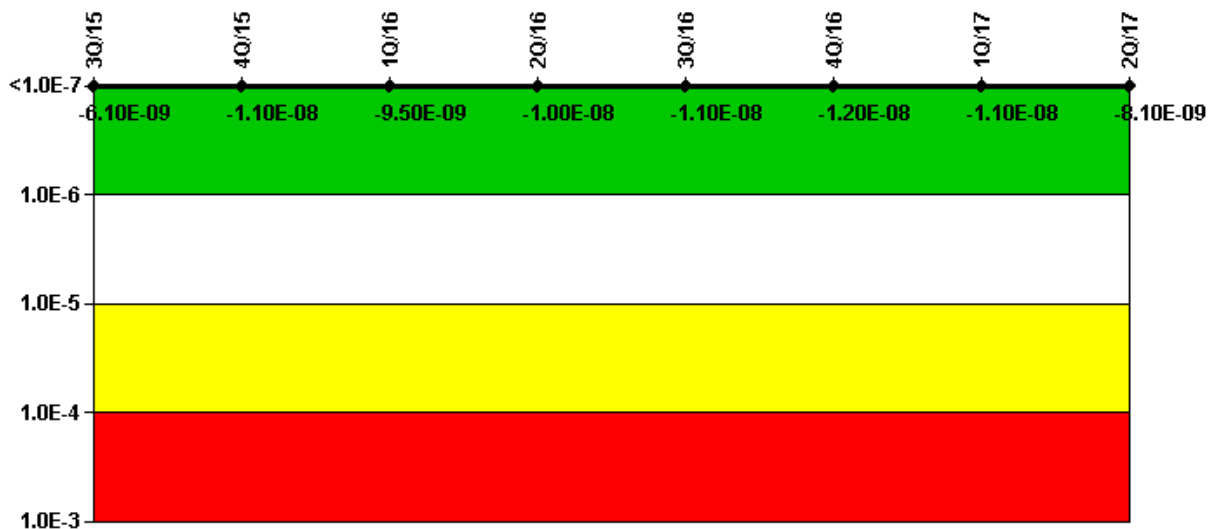
	3Q/15	4Q/15	1Q/16	2Q/16	3Q/16	4Q/16	1Q/17	2Q/17
UAI (ΔCDF)	2.60E-08	3.28E-08	2.46E-08	3.51E-08	3.34E-08	3.39E-08	3.71E-08	3.74E-08
URI (ΔCDF)	-1.63E-08	-1.63E-08	-1.63E-08	-1.86E-08	-1.86E-08	-1.86E-08	-1.86E-08	-1.79E-08
PLE	NO	NO	NO	NO	NO	NO	NO	NO
<b>Indicator value</b>	<b>9.70E-09</b>	<b>1.60E-08</b>	<b>8.30E-09</b>	<b>1.60E-08</b>	<b>1.50E-08</b>	<b>1.50E-08</b>	<b>1.80E-08</b>	<b>1.90E-08</b>

▲ TOP

#### Licensee Comments:

3Q/16: 2-2302 Planned Unavailable Hours QCIS 0200-86, QCIS 0200-87 and U-2 HPCI Work Window

### Mitigating Systems Performance Index, Heat Removal System



Thresholds: White > 1.00E-6 Yellow > 1.00E-5 Red > 1.00E-4

**Notes**

**Mitigating Systems Performance Index, Heat Removal System**

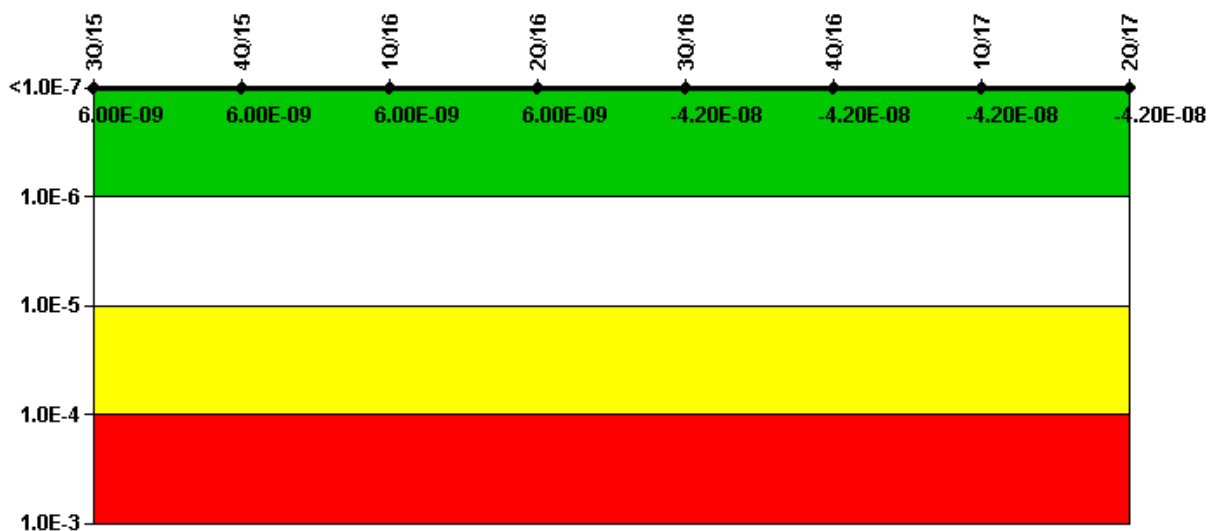
	3Q/15	4Q/15	1Q/16	2Q/16	3Q/16	4Q/16	1Q/17	2Q/17
UAI (ΔCDF)	7.37E-09	2.11E-09	3.51E-09	3.90E-09	2.98E-09	2.14E-09	3.63E-09	4.46E-09
URI (ΔCDF)	-1.35E-08	-1.30E-08	-1.30E-08	-1.44E-08	-1.44E-08	-1.44E-08	-1.44E-08	-1.25E-08
PLE	NO	NO	NO	NO	NO	NO	NO	NO
<b>Indicator value</b>	<b>-6.10E-09</b>	<b>-1.10E-08</b>	<b>-9.50E-09</b>	<b>-1.00E-08</b>	<b>-1.10E-08</b>	<b>-1.20E-08</b>	<b>-1.10E-08</b>	<b>-8.10E-09</b>

▲ TOP

Licensee Comments:

3Q/16: Planned Unavailable Hours 2-1302 QCIS 0200-86, QCIS 0200-87 and U-2 RCIC Work Window.

### Mitigating Systems Performance Index, Residual Heat Removal System



Thresholds: White > 1.00E-6 Yellow > 1.00E-5 Red > 1.00E-4

**Notes**

**Mitigating Systems Performance Index, Residual Heat Removal System**

	3Q/15	4Q/15	1Q/16	2Q/16	3Q/16	4Q/16	1Q/17	2Q/17
UAI (ΔCDF)	-1.01E-08	-1.01E-08	-1.01E-08	-1.01E-08	-1.35E-08	-1.35E-08	-1.35E-08	-1.35E-08
URI (ΔCDF)	1.61E-08	1.61E-08	1.61E-08	1.61E-08	-2.89E-08	-2.89E-08	-2.89E-08	-2.89E-08
PLE	NO	NO	NO	NO	NO	NO	NO	NO
<b>Indicator value</b>	<b>6.00E-09</b>	<b>6.00E-09</b>	<b>6.00E-09</b>	<b>6.00E-09</b>	<b>-4.20E-08</b>	<b>-4.20E-08</b>	<b>-4.20E-08</b>	<b>-4.20E-08</b>

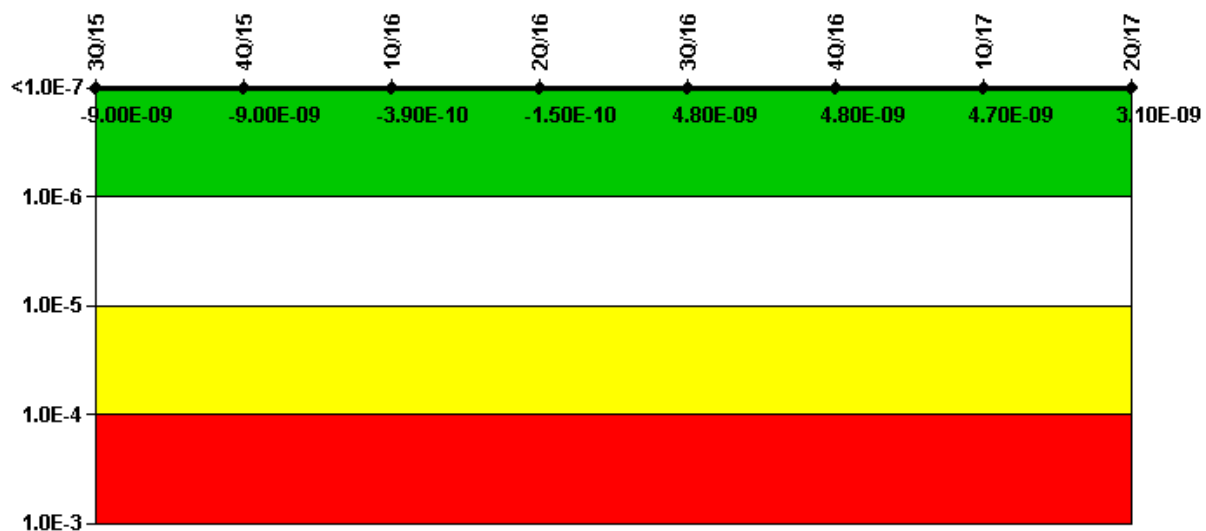
▲ TOP

Licensee Comments:

3Q/16: 2B RHR Planned Unavailable Hours 9/20/16 from 8:58 to 19:20 for work on 2-1001-34B. 9/22/16 from 8:25 to 9/23/16 from 3:30 for QCOS 1000-44 B Loop logic test.



### Mitigating Systems Performance Index, Cooling Water Systems



Thresholds: White > 1.00E-6 Yellow > 1.00E-5 Red > 1.00E-4

**Notes**

**Mitigating Systems Performance Index, Cooling Water Systems**

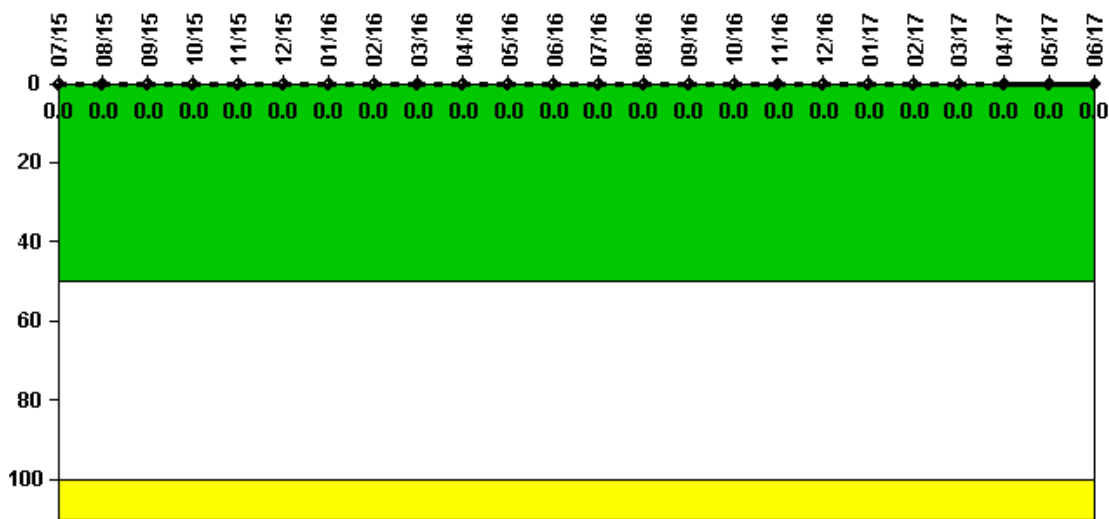
	3Q/15	4Q/15	1Q/16	2Q/16	3Q/16	4Q/16	1Q/17	2Q/17
UAI (ΔCDF)	-8.88E-09	-8.88E-09	-2.44E-10	-5.83E-12	4.89E-09	4.89E-09	4.89E-09	3.29E-09
URI (ΔCDF)	-1.44E-10	-1.44E-10	-1.44E-10	-1.44E-10	-1.44E-10	-1.44E-10	-1.44E-10	-1.44E-10
PLE	NO	NO	NO	NO	NO	NO	NO	NO
<b>Indicator value</b>	<b>-9.00E-09</b>	<b>-9.00E-09</b>	<b>-3.90E-10</b>	<b>-1.50E-10</b>	<b>4.80E-09</b>	<b>4.80E-09</b>	<b>4.70E-09</b>	<b>3.10E-09</b>

▲ TOP

Licensee Comments:

3Q/16: 2B RHRSW 9/22/16 from 8:25 to 9/23/16 from 3:30 for QCOS 1000-44 B Loop logic test.

### Reactor Coolant System Activity



Thresholds: White > 50.0 Yellow > 100.0

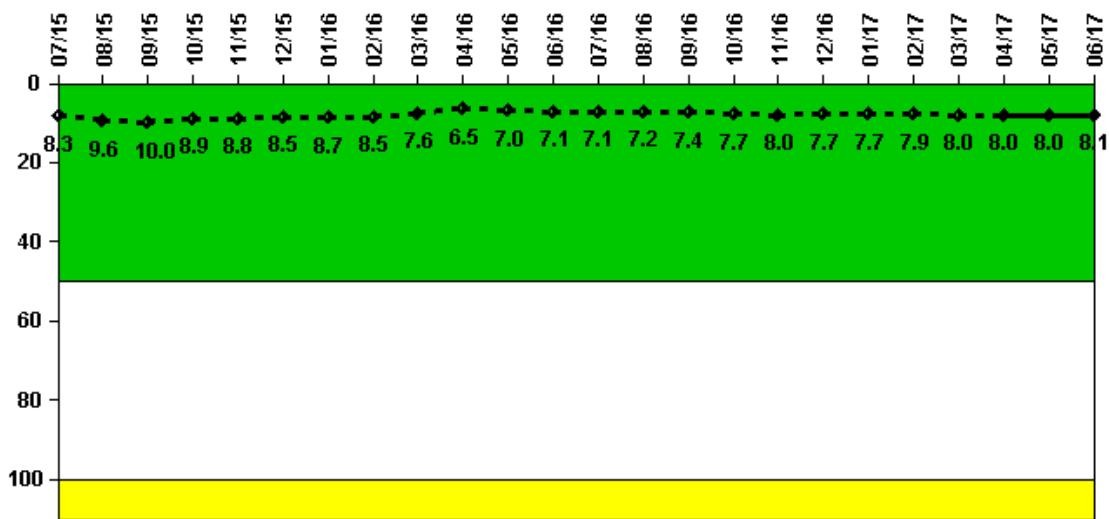
**Notes**

Reactor Coolant System Activity	7/15	8/15	9/15	10/15	11/15	12/15	1/16	2/16	3/16	4/16	5/16	6/16
Maximum activity	0.000007	0.000014	0.000011	0.000012	0.000012	0.000011	0.000010	0.000012	0.000011	0.000008	0.000007	0.000006
Technical specification limit	0.2	0.2	0.2	0.2	0.2	0.2	0.2	0.2	0.2	0.2	0.2	0.2
<b>Indicator value</b>	<b>0</b>	<b>0</b>	<b>0</b>	<b>0</b>	<b>0</b>	<b>0</b>	<b>0</b>	<b>0</b>	<b>0</b>	<b>0</b>	<b>0</b>	<b>0</b>
Reactor Coolant System Activity	7/16	8/16	9/16	10/16	11/16	12/16	1/17	2/17	3/17	4/17	5/17	6/17
Maximum activity	0.000006	0.000018	0.000020	0.000010	0.000010	0.000009	0.000012	0.000010	0.000009	0.000009	0.000010	0.000010
Technical specification limit	0.2	0.2	0.2	0.2	0.2	0.2	0.2	0.2	0.2	0.2	0.2	0.2
<b>Indicator value</b>	<b>0</b>	<b>0</b>	<b>0</b>	<b>0</b>	<b>0</b>	<b>0</b>	<b>0</b>	<b>0</b>	<b>0</b>	<b>0</b>	<b>0</b>	<b>0</b>

▲ TOP

Licensee Comments: none

### Reactor Coolant System Leakage



Thresholds: White > 50.0 Yellow > 100.0

**Notes**

Reactor Coolant System Leakage	7/15	8/15	9/15	10/15	11/15	12/15	1/16	2/16	3/16	4/16	5/16	6/16
Maximum leakage	2.064	2.403	2.492	2.237	2.210	2.123	2.165	2.119	1.897	1.615	1.751	1.765
Technical specification limit	25.0	25.0	25.0	25.0	25.0	25.0	25.0	25.0	25.0	25.0	25.0	25.0

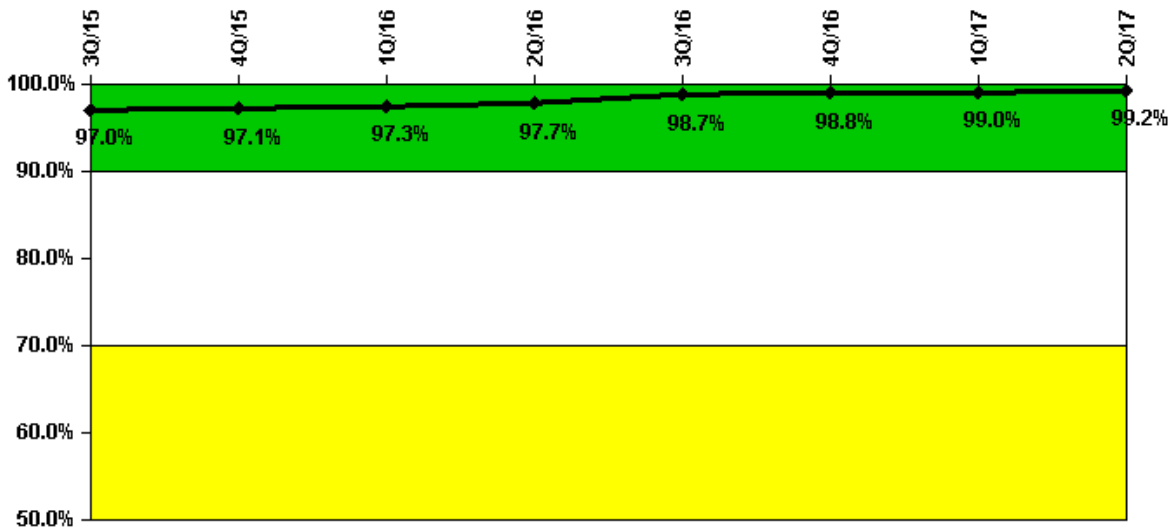
Indicator value	8.3	9.6	10.0	8.9	8.8	8.5	8.7	8.5	7.6	6.5	7.0	7.1
Reactor Coolant System Leakage	7/16	8/16	9/16	10/16	11/16	12/16	1/17	2/17	3/17	4/17	5/17	6/17
Maximum leakage	1.768	1.806	1.851	1.913	1.992	1.913	1.922	1.979	2.001	1.999	2.006	2.037
Technical specification limit	25.0	25.0	25.0	25.0	25.0	25.0	25.0	25.0	25.0	25.0	25.0	25.0

Indicator value	7.1	7.2	7.4	7.7	8.0	7.7	7.7	7.9	8.0	8.0	8.0	8.1
-----------------	-----	-----	-----	-----	-----	-----	-----	-----	-----	-----	-----	-----

TOP

Licensee Comments: none

### Drill/Exercise Performance



Thresholds: White < 90.0% Yellow < 70.0%

#### Notes

Drill/Exercise Performance	3Q/15	4Q/15	1Q/16	2Q/16	3Q/16	4Q/16	1Q/17	2Q/17
Successful opportunities	25.0	33.0	35.0	70.0	34.0	42.0	92.0	37.0
Total opportunities	26.0	33.0	35.0	70.0	36.0	42.0	92.0	37.0

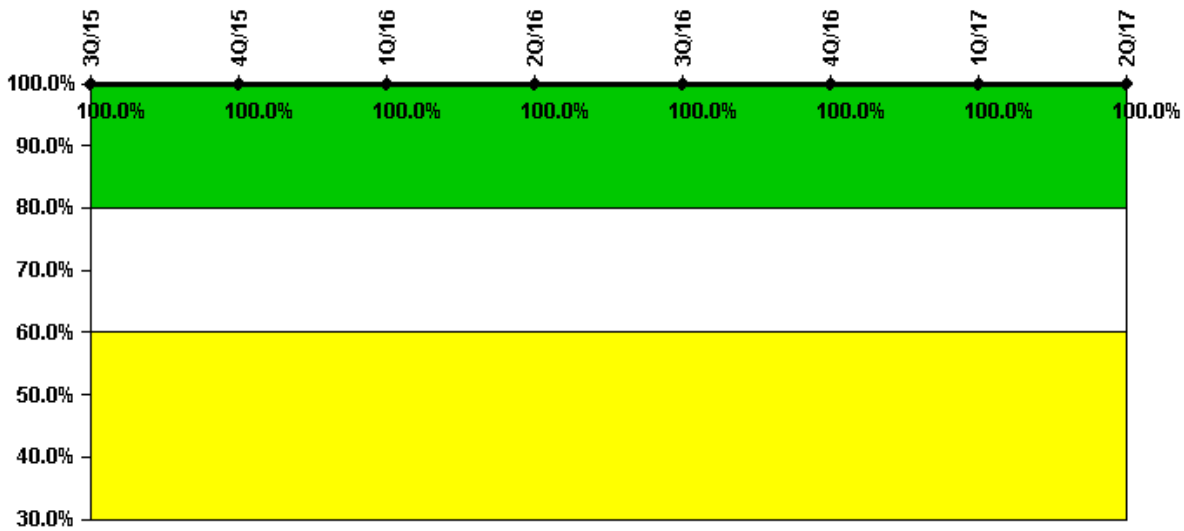
**Indicator value**                    **97.0% 97.1% 97.3% 97.7% 98.7% 98.8% 99.0% 99.2%**

▲ TOP

Licensee Comments:

3Q/15: 2015-09 changed successful drills from 13 to 17 and changed total drills from 14 to 18.

### ERO Drill Participation



Thresholds: White < 80.0% Yellow < 60.0%

**Notes**

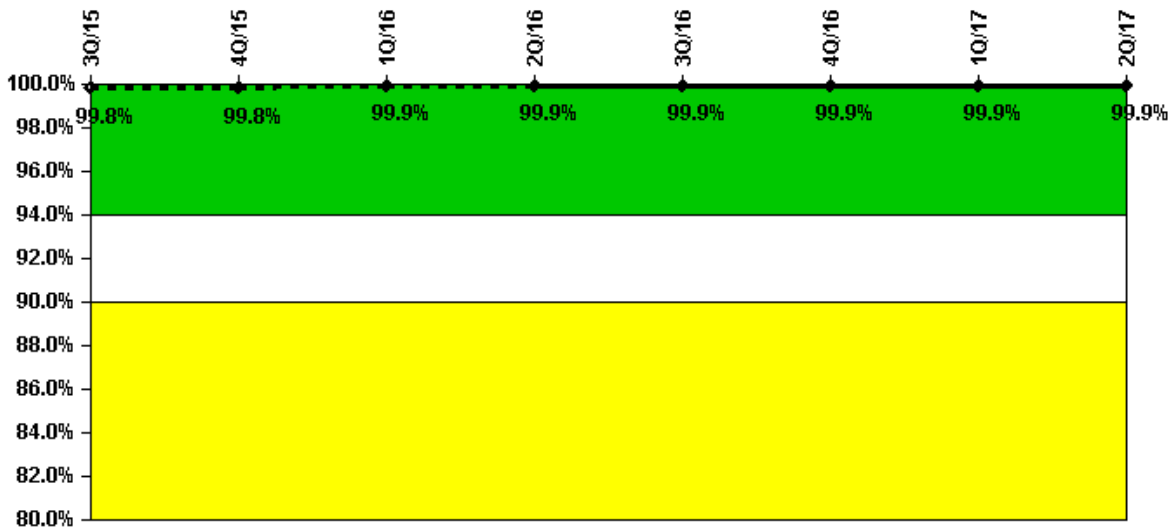
ERO Drill Participation	3Q/15	4Q/15	1Q/16	2Q/16	3Q/16	4Q/16	1Q/17	2Q/17
Participating Key personnel	72.0	73.0	74.0	76.0	85.0	86.0	87.0	85.0
Total Key personnel	72.0	73.0	74.0	76.0	85.0	86.0	87.0	85.0

**Indicator value**            **100.0% 100.0% 100.0% 100.0% 100.0% 100.0% 100.0% 100.0%**

▲ TOP

Licensee Comments: none

### Alert & Notification System



Thresholds: White < 94.0% Yellow < 90.0%

#### Notes

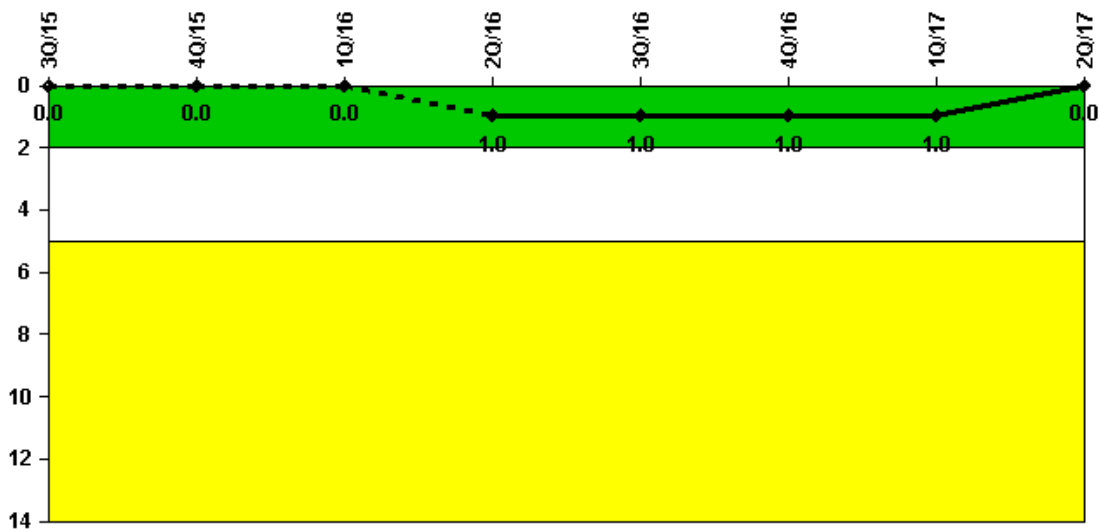
Alert & Notification System	3Q/15	4Q/15	1Q/16	2Q/16	3Q/16	4Q/16	1Q/17	2Q/17
Successful siren-tests	2725	2686	2687	2687	2682	2604	2729	2686
Total sirens-tests	2730	2688	2688	2688	2688	2604	2730	2688

**Indicator value**                    **99.8% 99.8% 99.9% 99.9% 99.9% 99.9% 99.9% 99.9%**

▲ TOP

Licensee Comments: none

### Occupational Exposure Control Effectiveness



Thresholds: White > 2.0 Yellow > 5.0

**Notes**

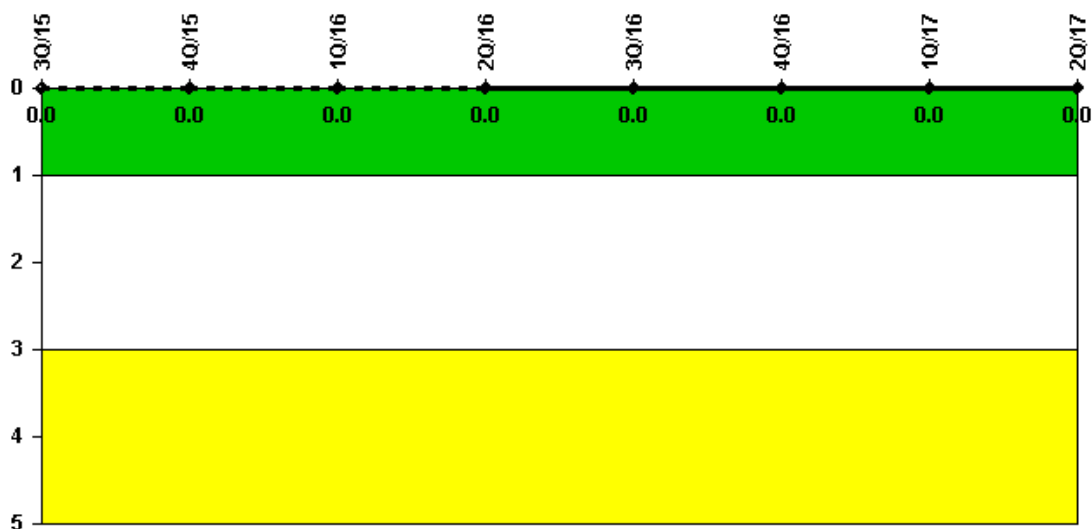
**Occupational Exposure Control Effectiveness** 3Q/15 4Q/15 1Q/16 2Q/16 3Q/16 4Q/16 1Q/17 2Q/17

High radiation area occurrences	0	0	0	1	0	0	0	0
Very high radiation area occurrences	0	0	0	0	0	0	0	0
Unintended exposure occurrences	0	0	0	0	0	0	0	0
<b>Indicator value</b>	<b>0</b>	<b>0</b>	<b>0</b>	<b>1</b>	<b>1</b>	<b>1</b>	<b>1</b>	<b>0</b>

▲ TOP

Licensee Comments: none

### RETS/ODCM Radiological Effluent



Thresholds: White > 1.0 Yellow > 3.0

**Notes**

**RETS/ODCM Radiological Effluent** 3Q/15 4Q/15 1Q/16 2Q/16 3Q/16 4Q/16 1Q/17 2Q/17

RETS/ODCM occurrences                    0    0    0    0    0    0    0    0

**Indicator value**                            0    0    0    0    0    0    0    0

[TOP](#)

Licensee Comments: none

Although the Security Cornerstone is included in the Reactor Oversight Process assessment program, the Commission has decided that specific information related to findings and performance indicators pertaining to the Security Cornerstone will not be publicly available to ensure that security information is not provided to a possible adversary. Other than the fact that a finding or performance indicator is Green or Greater-Than-Green, security related information will not be displayed on the public web page.

*Current data as of: July 26, 2017*

*Page Last Reviewed/Updated Wednesday, June 07, 2017*