

[an error occurred while processing this directive]



Home > Nuclear Reactors > Operating Reactors > Reactor Oversight Process > Plant Summaries > Crystal River 3 > Quarterly Performance Indicators

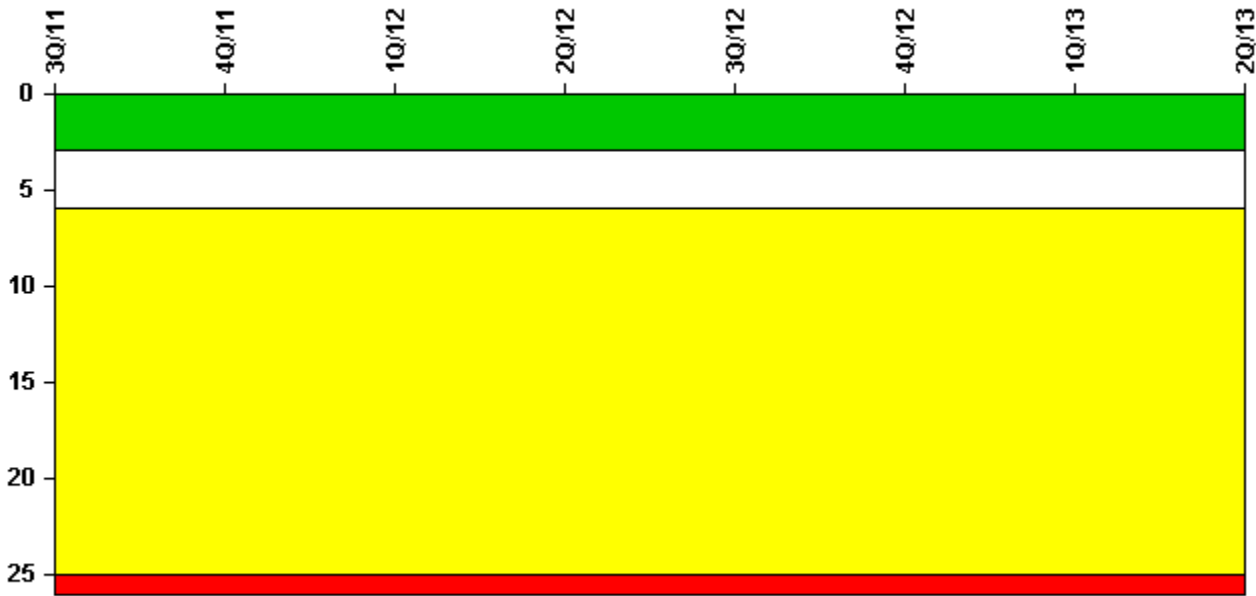
Crystal River 3 – Quarterly Performance Indicators

1Q/2014 Performance Indicators

The solid trend line represents the current reporting period.

Licensee's General Comments: none

Unplanned Scrams per 7000 Critical Hrs



Thresholds: White > 3.0 Yellow > 6.0 Red > 25.0

Notes

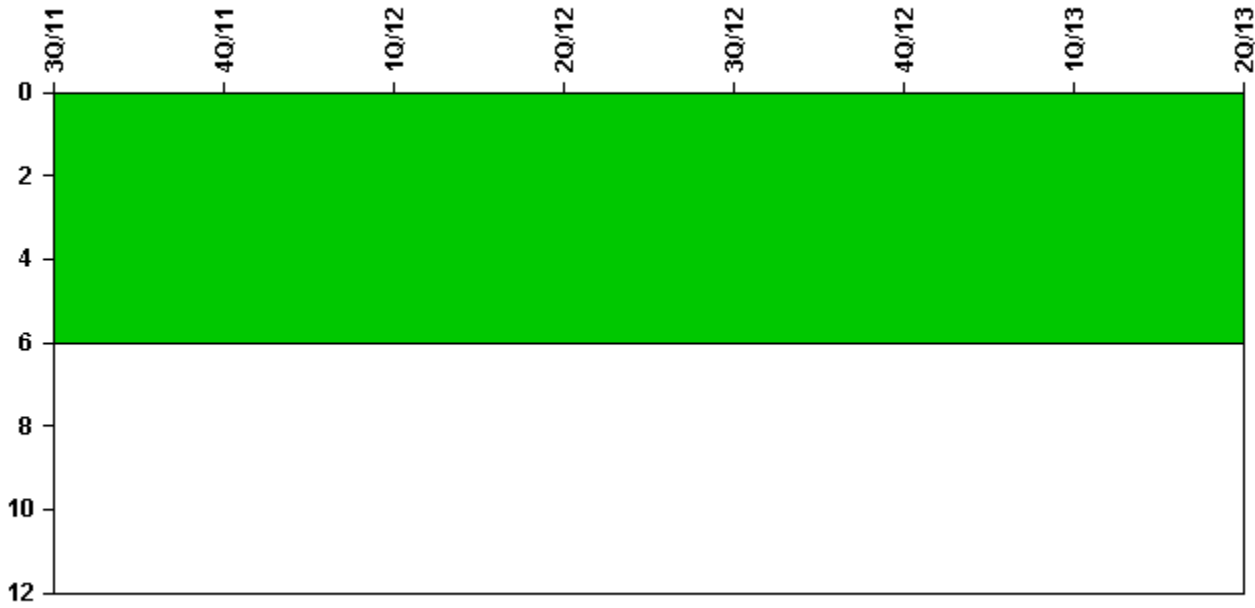
Unplanned Scrams per 7000 Critical Hrs 3Q/11 4Q/11 1Q/12 2Q/12 3Q/12 4Q/12 1Q/13 2Q/13

Unplanned scrams	0	0	0	0	0	0	0
Critical hours	0	0	0	0	0	0	0

Indicator value N/A N/A N/A N/A N/A N/A N/A N/A

Licensee Comments: none

Unplanned Power Changes per 7000 Critical Hrs



Thresholds: White > 6.0

Notes

Unplanned Power Changes per 7000 Critical Hrs 3Q/11 4Q/11 1Q/12 2Q/12 3Q/12 4Q/12 1Q/13 2Q/13

Unplanned power changes	0	0	0	0	0	0	0
Critical hours	0	0	0	0	0	0	0

Indicator value N/A N/A N/A N/A N/A N/A N/A N/A

Licensee Comments: none



Notes

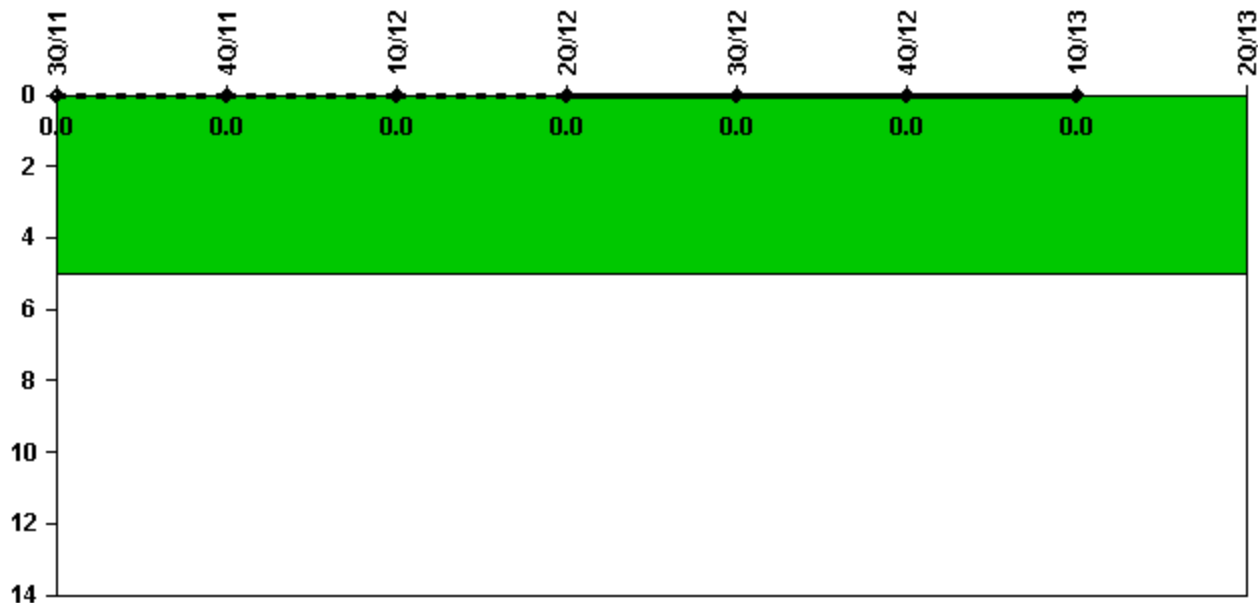
Unplanned Scrams with Complications 3Q/11 4Q/11 1Q/12 2Q/12 3Q/12 4Q/12 1Q/13 2Q/13

Scrams with complications	0	0	0	0	0	0	0
---------------------------	---	---	---	---	---	---	---

Indicator value 0.0 0.0 0.0 0.0 0.0 0.0 0.0 0.0

Licensee Comments: none

Safety System Functional Failures (PWR)



Thresholds: White > 5.0

Notes


Safety System Functional Failures (PWR)3Q/114Q/111Q/122Q/123Q/124Q/121Q/132Q/13

Safety System Functional Failures 0 0 0 0 0 0 0

Indicator value 0 0 0 0 0 0 0

Licensee Comments: none

Mitigating Systems Performance Index, Emergency AC Power System



Thresholds: White > 1.00E-6 Yellow > 1.00E-5 Red > 1.00E-4

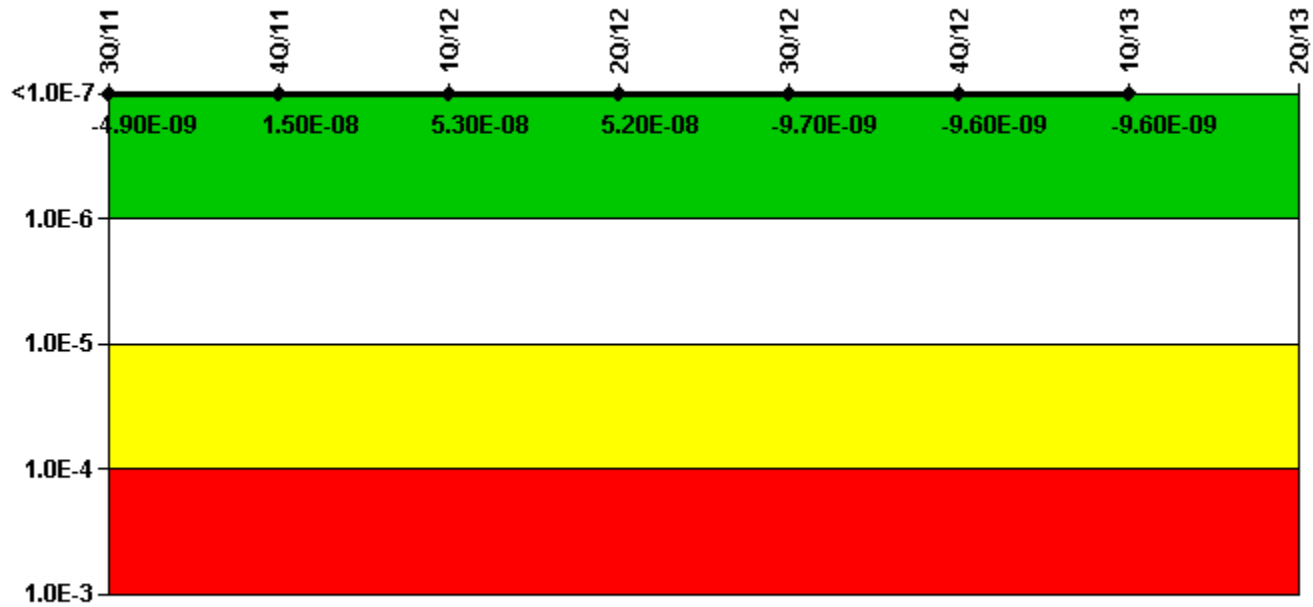
Notes

Mitigating Systems Performance

Mitigating Systems Performance Index, Emergency AC Power System	3Q/11	4Q/11	1Q/12	2Q/12	3Q/12	4Q/12	1Q/13	2Q/13
UAI (Δ CDF)	1.04E-09	-3.56E-09	-1.13E-09	-8.45E-09	0.00E+00	0.00E+00	0.00E+00	0.00E+00
URI (Δ CDF)	-1.68E-09	-1.68E-09	-1.68E-09	-1.68E-09	-1.68E-09	-1.68E-09	4.92E-08	
PLE	NO	NO	NO	NO	NO	NO	NO	
Indicator value	-6.30E-10	-5.20E-09	-2.80E-09	-1.00E-08	-1.70E-09	-1.70E-09	4.90E-08	

Licensee Comments: none

Mitigating Systems Performance Index, High Pressure Injection System



Thresholds: White > 1.00E-6 Yellow > 1.00E-5 Red > 1.00E-4


Notes

Mitigating Systems Performance

Mitigating Systems Performance Index, High Pressure Injection System	3Q/11	4Q/11	1Q/12	2Q/12	3Q/12	4Q/12	1Q/13	2Q/13
UAI (ΔCDF)	5.00E-09	2.48E-08	6.32E-08	6.16E-08	0.00E+00	0.00E+00	0.00E+00	0.00E+00
URI (ΔCDF)	-9.87E-09	-9.83E-09	-9.78E-09	-9.74E-09	-9.69E-09	-9.65E-09	-9.60E-09	-9.60E-09
PLE	NO	NO	NO	NO	NO	NO	NO	NO
Indicator value	-4.90E-09	1.50E-08	5.30E-08	5.20E-08	-9.70E-09	-9.60E-09	-9.60E-09	-9.60E-09

Licensee Comments: none

Mitigating Systems Performance Index, Heat Removal System



Thresholds: White > 1.00E-6 Yellow > 1.00E-5 Red > 1.00E-4

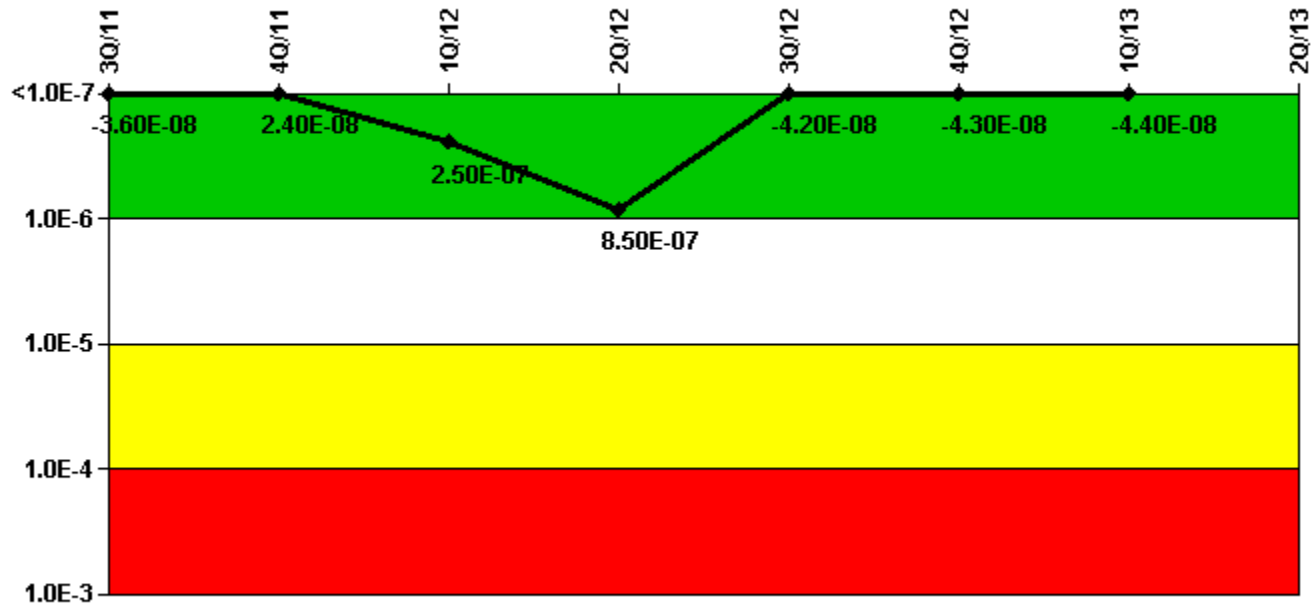
Notes

Mitigating Systems Performance Index, Heat Removal System

	3Q/11	4Q/11	1Q/12	2Q/12	3Q/12	4Q/12	1Q/13	2Q/13
UAI (Δ CDF)	-3.52E-09	-5.87E-09	-9.19E-09	-9.19E-09	0.00E+00	0.00E+00	0.00E+00	0.00E+00
URI (Δ CDF)	-4.02E-08	-3.88E-08	-3.73E-08	-3.58E-08	-3.42E-08	-3.26E-08	-3.09E-08	-3.09E-08
PLE	NO	NO	NO	NO	NO	NO	NO	NO
Indicator value	-4.40E-08	-4.50E-08	-4.60E-08	-4.50E-08	-3.40E-08	-3.30E-08	-3.10E-08	-3.10E-08

Licensee Comments: none

Mitigating Systems Performance Index, Residual Heat Removal System



Thresholds: White > 1.00E-6 Yellow > 1.00E-5 Red > 1.00E-4

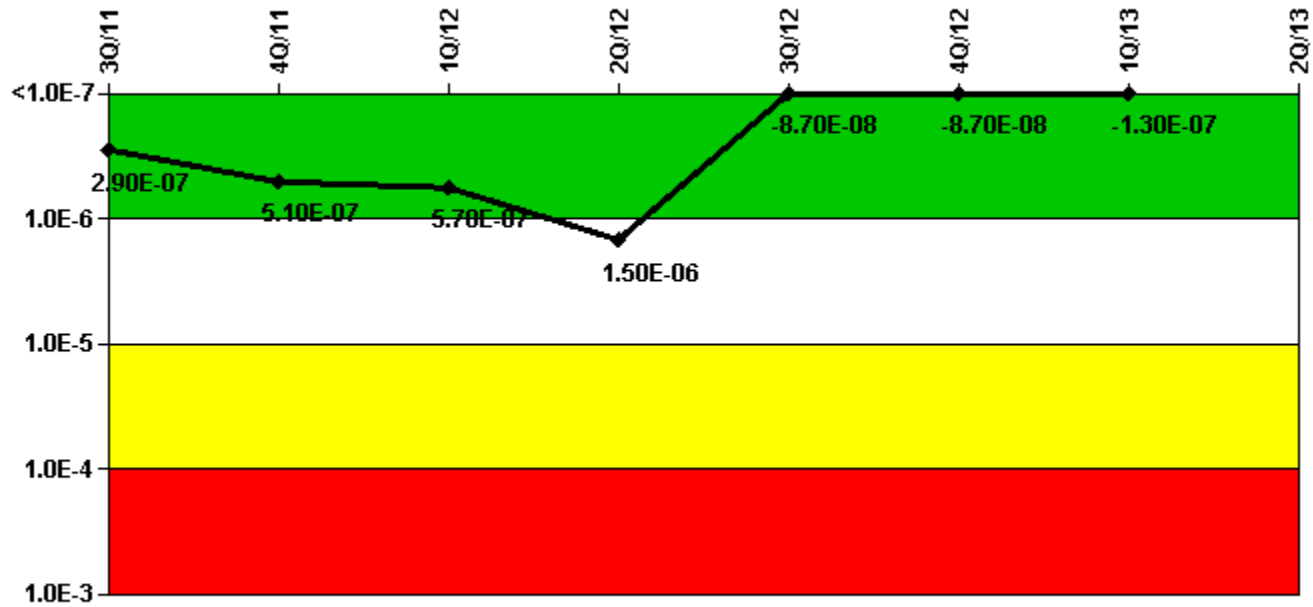
Notes

Mitigating Systems Performance

Mitigating Systems Performance Index, Residual Heat Removal System	3Q/11	4Q/11	1Q/12	2Q/12	3Q/12	4Q/12	1Q/13	2Q/13
UAI (ΔCDF)	-5.17E-10	6.19E-08	2.87E-07	8.93E-07	0.00E+00	0.00E+00	0.00E+00	0.00E+00
URI (ΔCDF)	-3.60E-08	-3.74E-08	-3.88E-08	-4.02E-08	-4.16E-08	-4.29E-08	-4.42E-08	-4.42E-08
PLE	NO	NO	NO	NO	NO	NO	NO	NO
Indicator value	-3.60E-08	2.40E-08	2.50E-07	8.50E-07	-4.20E-08	-4.30E-08	-4.40E-08	-4.40E-08

Licensee Comments: none

Mitigating Systems Performance Index, Cooling Water Systems



Thresholds: White > 1.00E-6 Yellow > 1.00E-5 Red > 1.00E-4

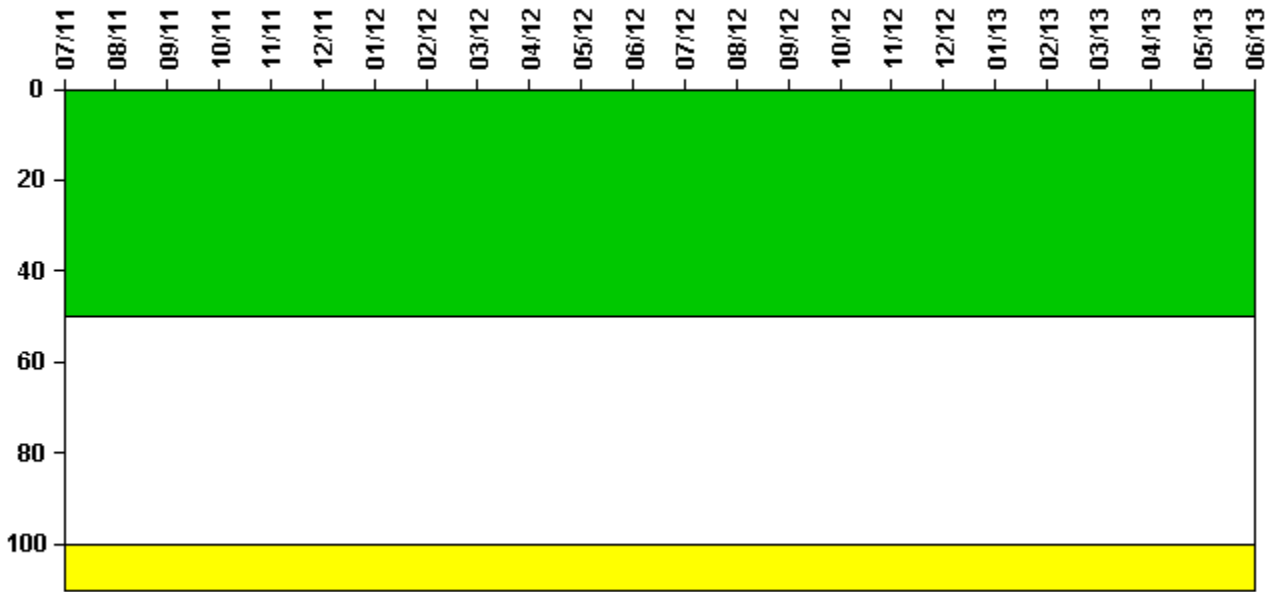
Notes

Mitigating Systems Performance Index, Cooling Water Systems

	3Q/11	4Q/11	1Q/12	2Q/12	3Q/12	4Q/12	1Q/13	2Q/13
UAI (ΔCDF)	2.81E-07	4.98E-07	5.51E-07	1.47E-06	0.00E+00	0.00E+00	0.00E+00	0.00E+00
URI (ΔCDF)	1.31E-08	1.62E-08	1.95E-08	2.29E-08	-8.65E-08	-8.65E-08	-1.35E-07	
PLE	NO	NO	NO	NO	NO	NO	NO	
Indicator value	2.90E-07	5.10E-07	5.70E-07	1.50E-06	-8.70E-08	-8.70E-08	-1.30E-07	

Licensee Comments: none

Reactor Coolant System Activity



Thresholds: White > 50.0 Yellow > 100.0

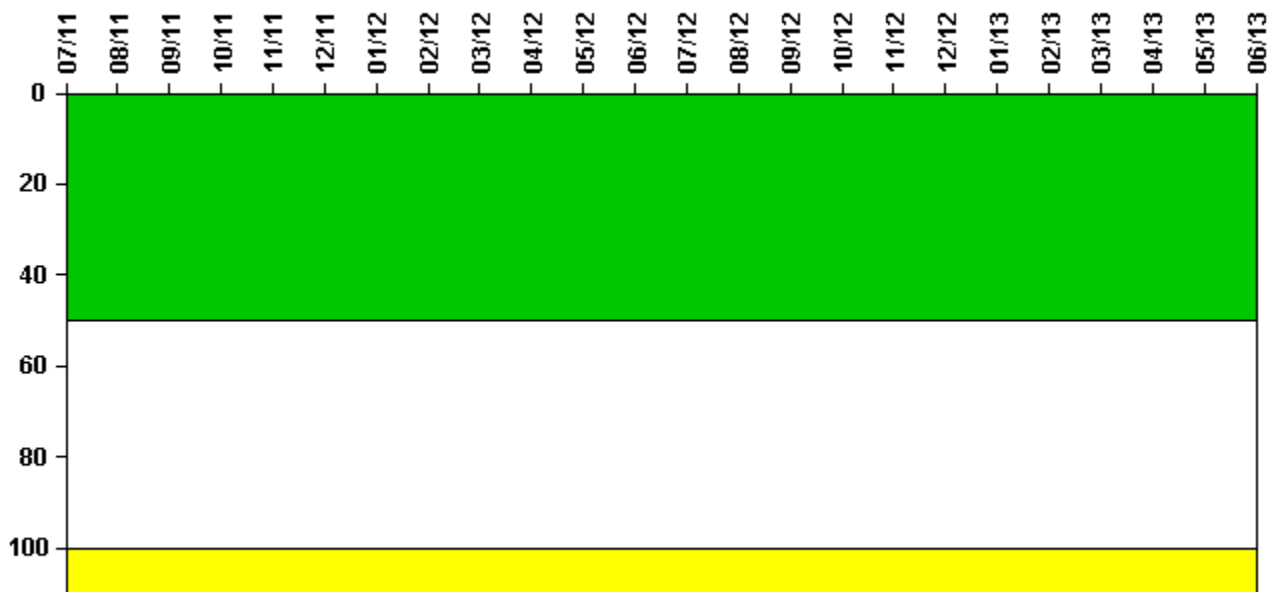
Notes

Reactor Coolant System Activity	7/11	8/11	9/11	10/11	11/11	12/11	1/12	2/12	3/12	4/12	5/12	6/12
Maximum activity	N/A	N/A	N/A	N/A	N/A	N/A	N/A	N/A	N/A	N/A	N/A	N/A
Technical specification limit	1.0	1.0	1.0	1.0	1.0	1.0	1.0	1.0	1.0	1.0	1.0	1.0
Indicator value	N/A	N/A	N/A	N/A	N/A	N/A	N/A	N/A	N/A	N/A	N/A	N/A

Reactor Coolant System Activity	7/12	8/12	9/12	10/12	11/12	12/12	1/13	2/13	3/13	4/13	5/13	6/13
Maximum activity	N/A	N/A	N/A	N/A	N/A	N/A	N/A	N/A	N/A	N/A	N/A	N/A
Technical specification limit	1.0	1.0	1.0	1.0	1.0	1.0	1.0	1.0	1.0	1.0	1.0	1.0
Indicator value	N/A	N/A	N/A	N/A	N/A	N/A	N/A	N/A	N/A	N/A	N/A	N/A

Licensee Comments: none

Reactor Coolant System Leakage



Thresholds: White > 50.0 Yellow > 100.0

Notes

Reactor Coolant System Leakage	7/11	8/11	9/11	10/11	11/11	12/11	1/12	2/12	3/12	4/12	5/12	6/12
Maximum leakage	N/A	N/A	N/A	N/A	N/A	N/A	N/A	N/A	N/A	N/A	N/A	N/A
Technical specification limit	10.0	10.0	10.0	10.0	10.0	10.0	10.0	10.0	10.0	10.0	10.0	10.0

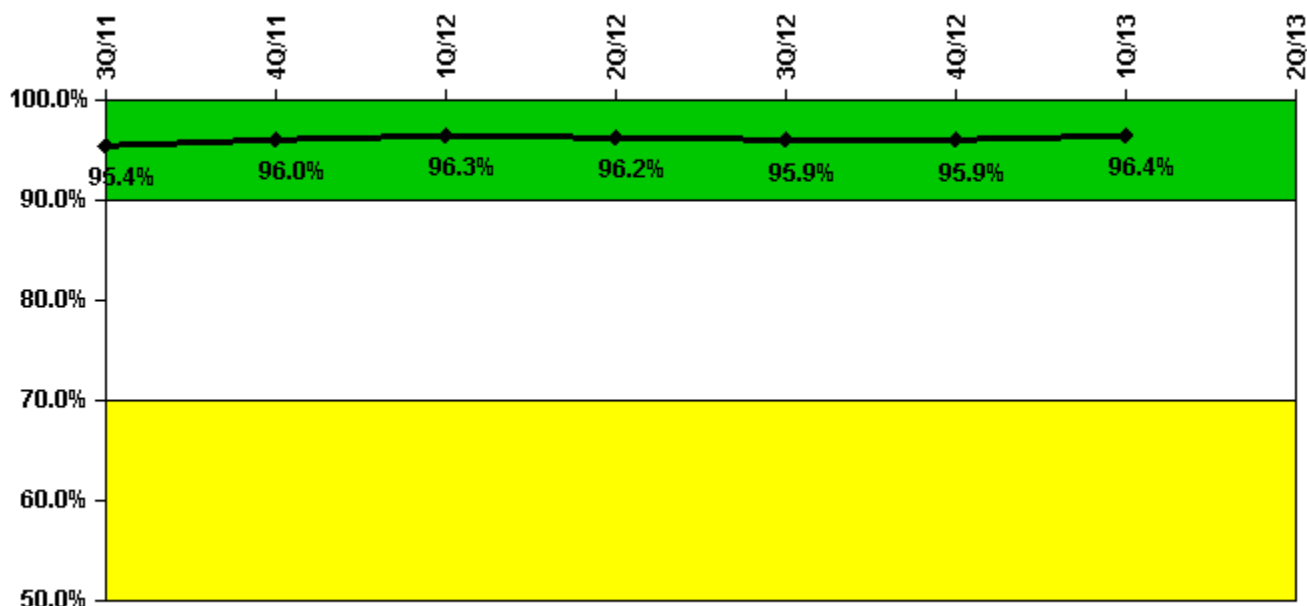
Indicator value N/A N/A N/A N/A N/A N/A N/A N/A N/A N/A N/A N/A N/A

Reactor Coolant System Leakage	7/12	8/12	9/12	10/12	11/12	12/12	1/13	2/13	3/13	4/13	5/13	6/13
Maximum leakage	N/A	N/A	N/A	N/A	N/A	N/A	N/A	N/A	N/A	N/A	N/A	N/A
Technical specification limit	10.0	10.0	10.0	10.0	10.0	10.0	10.0	10.0	10.0	10.0	10.0	10.0

Indicator value N/A N/A N/A N/A N/A N/A N/A N/A N/A

Licensee Comments: none

Drill/Exercise Performance



Thresholds: White < 90.0% Yellow < 70.0%

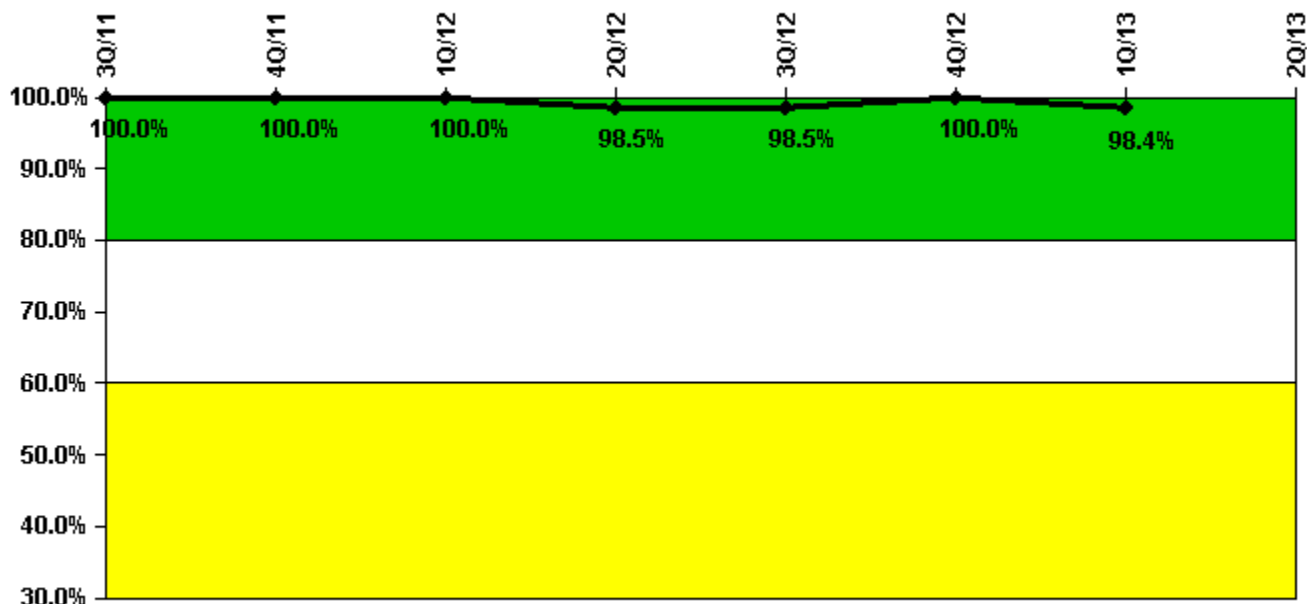
Notes

Drill/Exercise Performance	3Q/11	4Q/11	1Q/12	2Q/12	3Q/12	4Q/12	1Q/13	2Q/13
Successful opportunities	24.0	30.0	29.0	39.0	20.0	28.0	6.0	
Total opportunities	24.0	30.0	30.0	41.0	21.0	30.0	6.0	

Indicator value 95.4% 96.0% 96.3% 96.2% 95.9% 95.9% 96.4%

Licensee Comments: none

ERO Drill Participation



Thresholds: White < 80.0% Yellow < 60.0%

Notes

ERO Drill Participation	3Q/11	4Q/11	1Q/12	2Q/12	3Q/12	4Q/12	1Q/13	2Q/13
Participating Key personnel	69.0	70.0	68.0	67.0	67.0	67.0	61.0	
Total Key personnel	69.0	70.0	68.0	68.0	68.0	67.0	62.0	

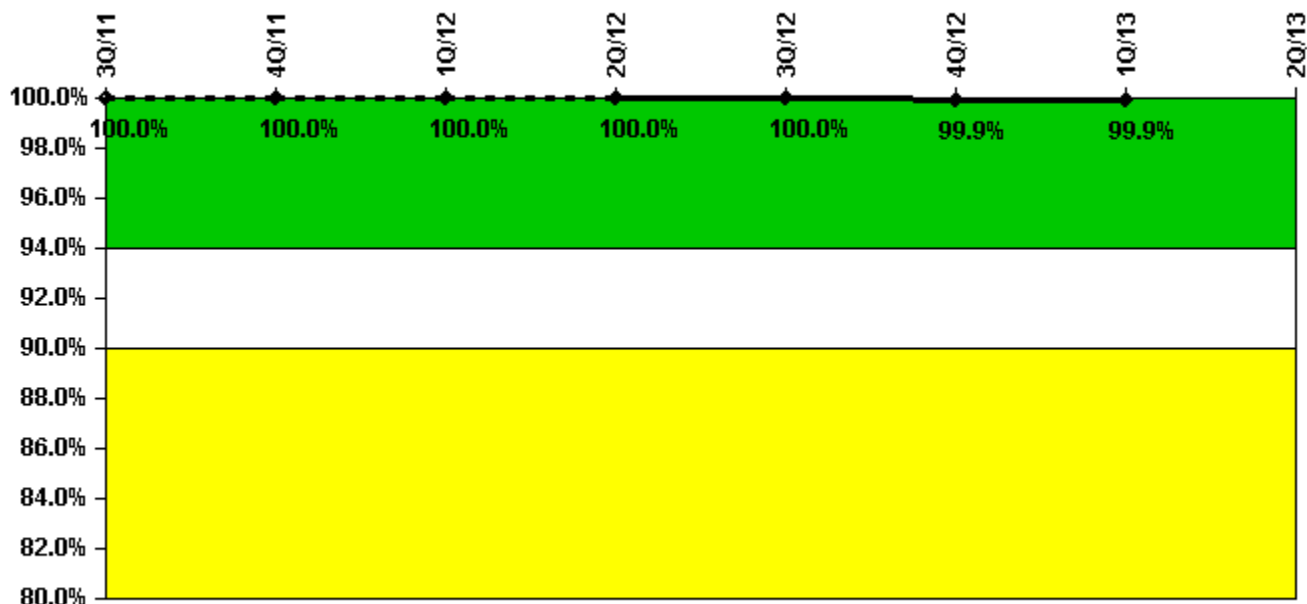
Indicator value **100.0% 100.0% 100.0% 98.5% 98.5% 100.0% 98.4%**

Licensee Comments:

3Q/12: Due to an administrative error, the 3Q2012 ERO Drill Participation should have been 67 out of 68 instead of 68 out of 68. This change does not affect the color of the performance indicator.

2Q/12: Due to an administrative error, the 2Q2012 ERO Drill Participation should have been 67 out of 68 instead of 68 out of 68. This change does not affect the color of the performance indicator.

Alert & Notification System



Thresholds: White < 94.0% Yellow < 90.0%

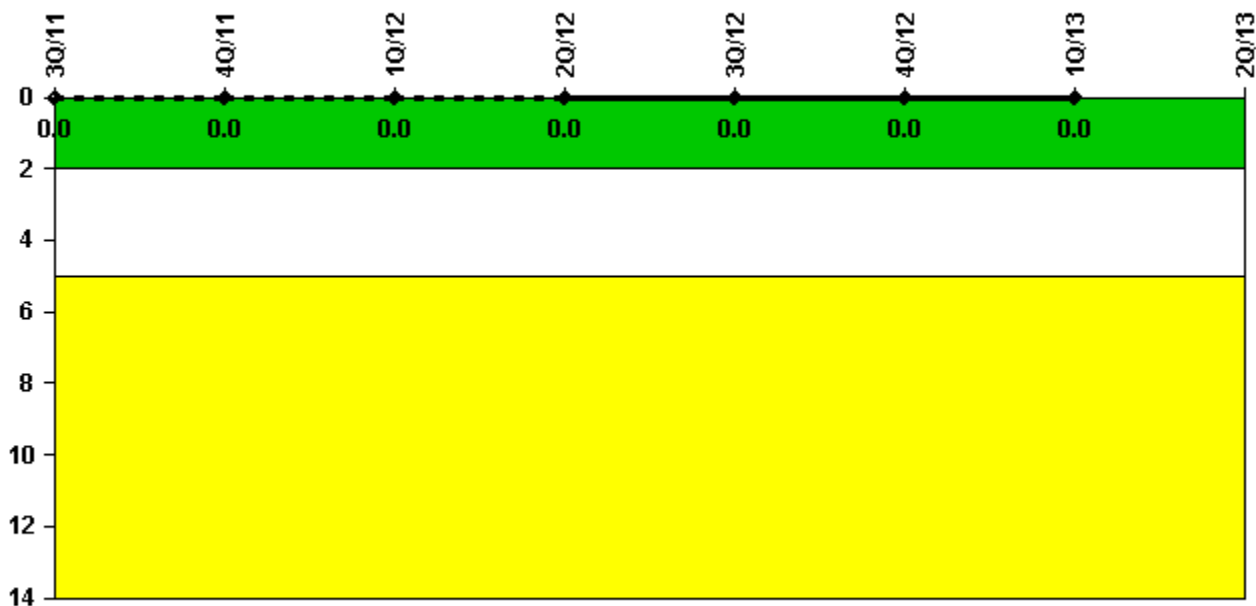
Notes

Alert & Notification System	3Q/11	4Q/11	1Q/12	2Q/12	3Q/12	4Q/12	1Q/13	2Q/13
Successful siren-tests	1080	1028	1040	1040	1026	1039	1040	
Total sirens-tests	1080	1028	1040	1040	1028	1040	1040	

Indicator value **100.0% 100.0% 100.0% 100.0% 100.0% 99.9% 99.9%**

Licensee Comments: none

Occupational Exposure Control Effectiveness



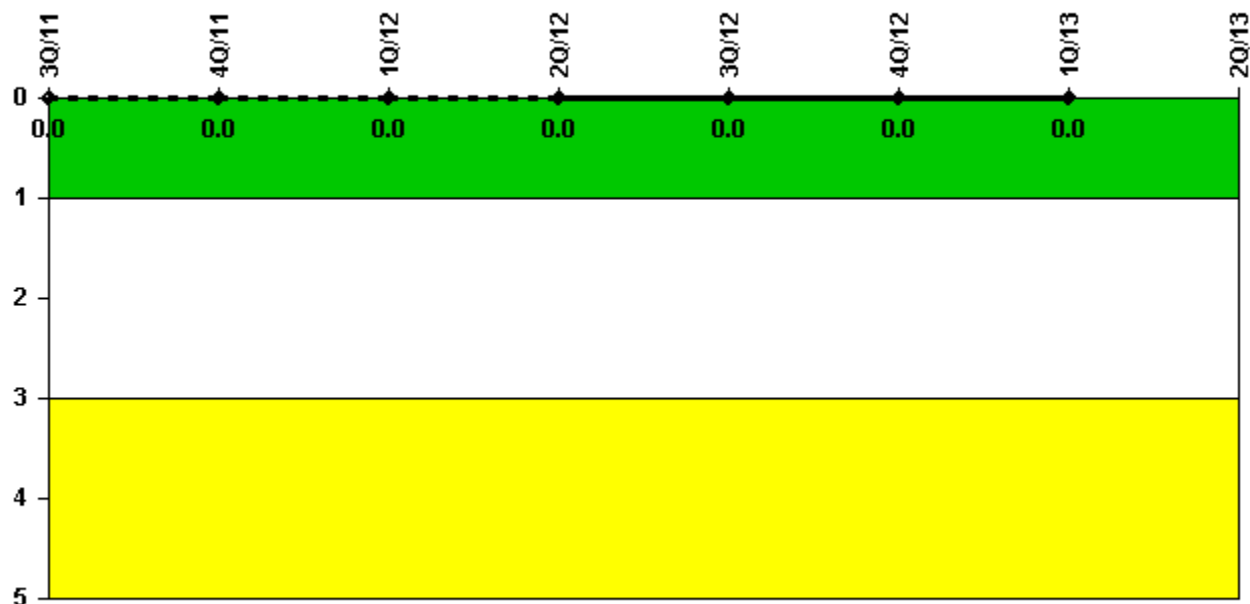
Thresholds: White > 2.0 Yellow > 5.0

Notes

Occupational Exposure Control Effectiveness	3Q/11	4Q/11	1Q/12	2Q/12	3Q/12	4Q/12	1Q/13	2Q/13
High radiation area occurrences	0	0	0	0	0	0	0	0
Very high radiation area occurrences	0	0	0	0	0	0	0	0
Unintended exposure occurrences	0	0	0	0	0	0	0	0
Indicator value	0	0	0	0	0	0	0	0

Licensee Comments: none

RETS/ODCM Radiological Effluent



Thresholds: White > 1.0 Yellow > 3.0

Notes

RETS/ODCM Radiological Effluent 3Q/11 4Q/11 1Q/12 2Q/12 3Q/12 4Q/12 1Q/13 2Q/13

RETS/ODCM occurrences 0 0 0 0 0 0 0

Indicator value 0 0 0 0 0 0 0

Licensee Comments: none

Although the Security Cornerstone is included in the Reactor Oversight Process assessment program, the Commission has decided that specific information related to findings and performance indicators pertaining to the Security Cornerstone will not be publicly available to ensure that security information is not provided to a possible adversary. Other than the fact that a finding or performance indicator is Green or Greater-Than-Green, security related information will not be displayed on the public web page.

Current data as of: April 23, 2014

Page Last Reviewed/Updated Wednesday, June 07, 2017