



Home > Nuclear Reactors > Operating Reactors > Reactor Oversight Process > Plant Summaries > La Salle 1 > Quarterly Performance Indicators

La Salle 1 – Quarterly Performance Indicators

1Q/2017 Performance Indicators

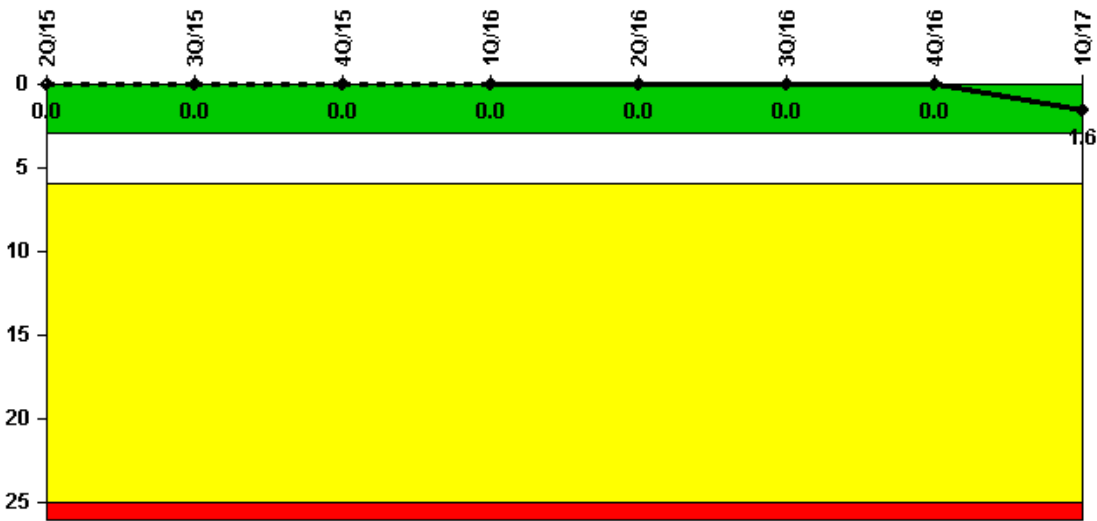
The solid trend line represents the current reporting period.

Licensee's General Comments: none

On this page:

- Unplanned Scrams (IE01)
- Unplanned Power Changes per 7000 Critical Hours (IE03)
- Unplanned Scrams with Complications (IE04)
- Safety System Functional Failures (MS05)
- Emergency AC Power Systems (MS06)
- High Pressure Injection Systems (MS07)
- Heat Removal Systems (MS08)
- Residual Heat Removal Systems (MS09)
- Cooling Water Systems (MS10)
- Reactor Coolant System Activity (BI01)
- Reactor Coolant System Leakage (BI02)
- Drill/Exercise Performance (EP01)
- Emergency Response Organization Drill Participation (EP02)
- Alert and Notification System Reliability (EP03)
- Occupational Exposure Control Effectiveness (OR01)
- RETS/OCDM Radiological Effluent Occurrence (PR01)
- Protected Area Equipment (PP01)

Unplanned Scrams per 7000 Critical Hrs



Thresholds: White > 3.0 Yellow > 6.0 Red > 25.0

Notes

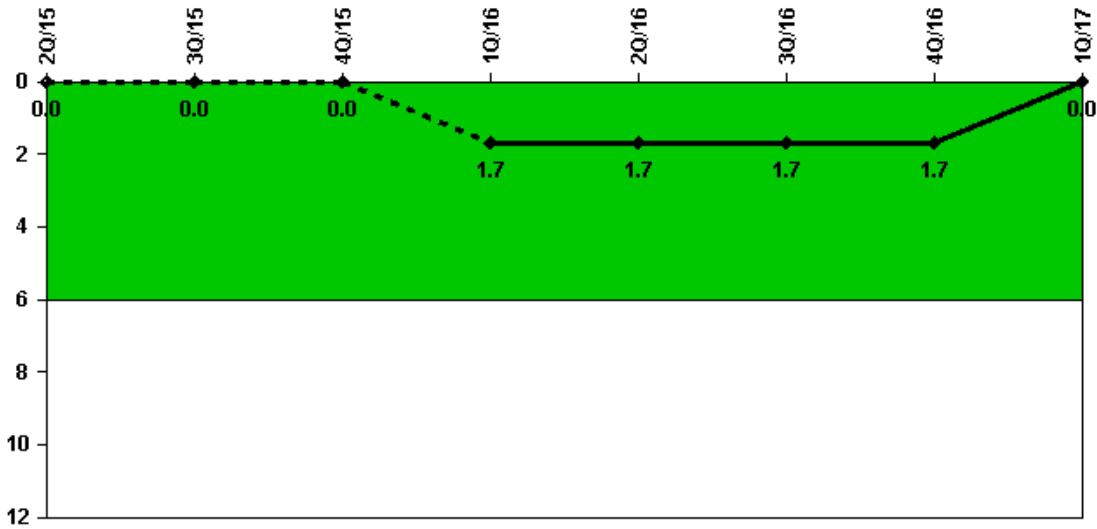
Unplanned Scrams per 7000 Critical Hrs	2Q/15	3Q/15	4Q/15	1Q/16	2Q/16	3Q/16	4Q/16	1Q/17
Unplanned scrams	0	0	0	0	0	0	0	2.0
Critical hours	2184.0	2208.0	2209.0	1484.7	2184.0	2208.0	2209.0	2084.6

Indicator value	0	0	0	0	0	0	0	1.6
-----------------	---	---	---	---	---	---	---	-----

TOP

Licensee Comments: none

Unplanned Power Changes per 7000 Critical Hrs



Thresholds: White > 6.0

Notes

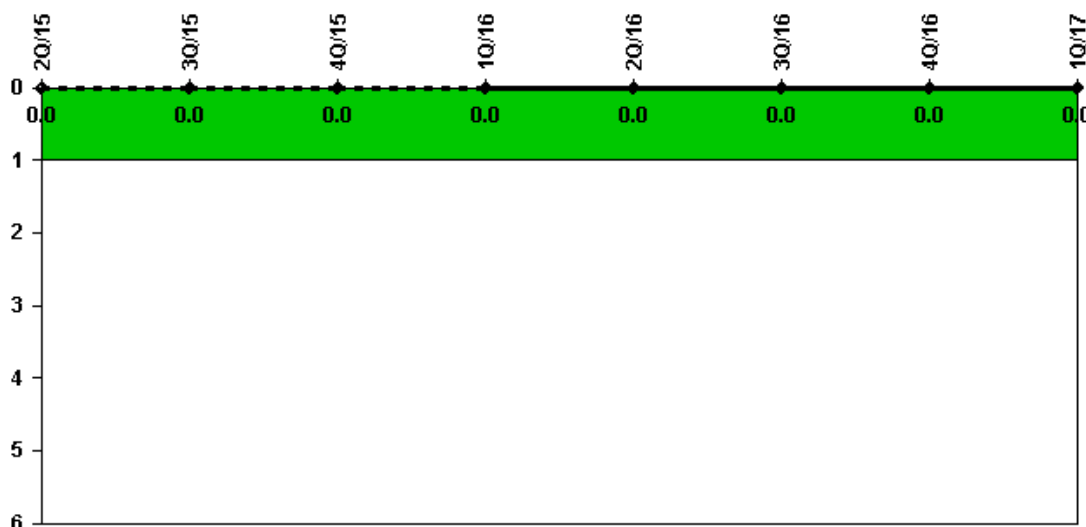
Unplanned Power Changes per 7000 Critical Hrs	2Q/15	3Q/15	4Q/15	1Q/16	2Q/16	3Q/16	4Q/16	1Q/17
Unplanned power changes	0	0	0	2.0	0	0	0	0
Critical hours	2184.0	2208.0	2209.0	1484.7	2184.0	2208.0	2209.0	2084.6
Indicator value	0	0	0	1.7	1.7	1.7	1.7	0

▲ TOP

Licensee Comments:

1Q/16: Unplanned power changes value for March 2016 has been corrected to reflect L1F42 and L1F43 as unplanned power changes per NEI 99-02. The correction has been documented in the corrective action program and do not result in a change to the performance indicator color for the affected quarters.

Unplanned Scrams with Complications



Thresholds: White > 1.0

Notes

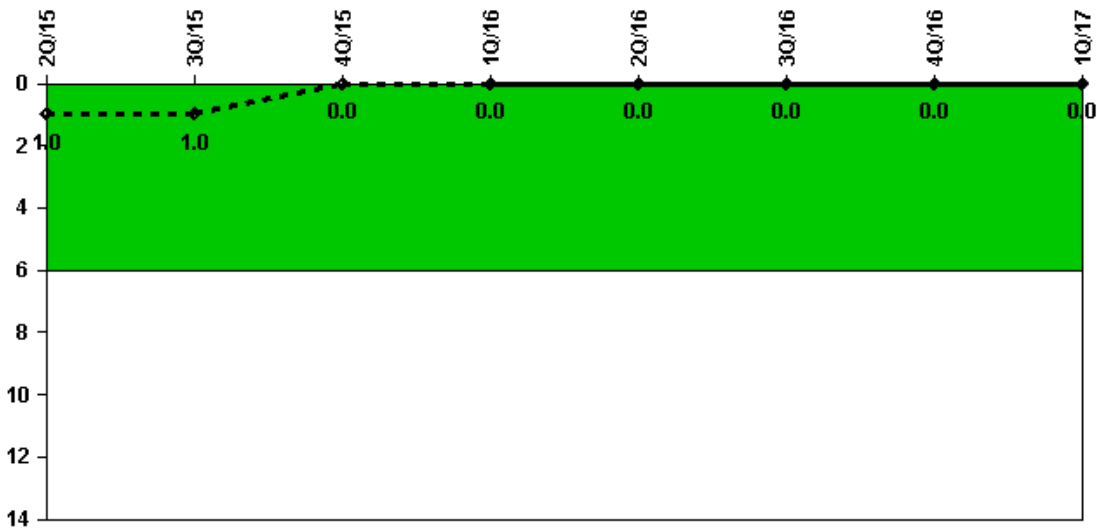
Unplanned Scrams with Complications	2Q/15	3Q/15	4Q/15	1Q/16	2Q/16	3Q/16	4Q/16	1Q/17
Scrams with complications	0	0	0	0	0	0	0	0

Indicator value	0.0	0.0	0.0	0.0	0.0	0.0	0.0	0.0
------------------------	------------	------------	------------	------------	------------	------------	------------	------------

▲ TOP

Licensee Comments: none

Safety System Functional Failures (BWR)



Thresholds: White > 6.0

Notes


Safety System Functional Failures (BWR) 2Q/15 3Q/15 4Q/15 1Q/16 2Q/16 3Q/16 4Q/16 1Q/17
 Safety System Functional Failures 0 0 0 0 0 0 0 0

Indicator value 1 1 0 0 0 0 0 0

▲ TOP

Licensee Comments: none

Mitigating Systems Performance Index, Emergency AC Power System



Thresholds: White > 1.00E-6 Yellow > 1.00E-5 Red > 1.00E-4

Notes

Mitigating Systems Performance Index, Emergency AC Power System

	2Q/15	3Q/15	4Q/15	1Q/16	2Q/16	3Q/16	4Q/16	1Q/17
UAI (ΔCDF)	-3.74E-10	-4.38E-09	3.81E-10	-4.76E-09	-5.16E-09	8.86E-09	1.11E-08	1.39E-08
URI (ΔCDF)	-2.99E-08	-2.99E-08	-2.99E-08	-3.60E-08	-3.38E-08	-3.38E-08	-3.38E-08	-3.38E-08
PLE	NO	NO	NO	NO	NO	NO	NO	NO
Indicator value	-3.00E-08	-3.40E-08	-3.00E-08	-4.10E-08	-3.90E-08	-2.50E-08	-2.30E-08	-2.00E-08

▲ TOP

Licensee Comments:

4Q/16: Changed PRA Parameter(s). 1/4/17: CDF value was corrected from 2.04E-06 to 2.01E-06 and is effective 1st Quarter 2016. This correction has been documented and does not result in a change to the MSPI performance indicator color for the affected quarters.


3Q/16: Changed PRA Parameter(s). 1/4/17: CDF value was corrected from 2.04E-06 to 2.01E-06 and is effective 1st Quarter 2016. This correction has been documented and does not result in a change to the MSPI performance indicator color for the affected quarters.

2Q/16: Changed PRA Parameter(s). 1/4/17: CDF value was corrected from 2.04E-06 to 2.01E-06 and is effective 1st Quarter 2016. This correction has been documented and does not result in a change to the MSPI performance indicator color for the affected quarters.

1Q/16: Changed PRA Parameter(s). A new PRA model (LS214A) was approved in November 2015 and implemented in the 1st Quarter 2016. PRA coefficients were updated in CDE to reflect the new model. 1/4/17: CDF value was corrected from 2.04E-06 to 2.01E-06 and is effective 1st Quarter 2016. This correction has been documented and does not result in a change to the MSPI performance indicator color for the affected quarters.

1Q/16: Changed PRA Parameter(s). A new PRA model (LS214A) was approved in November 2015 and implemented in the 1st Quarter 2016. PRA coefficients were updated in CDE to reflect the new model.

Mitigating Systems Performance Index, High Pressure Injection System



Thresholds: White > 1.00E-6 Yellow > 1.00E-5 Red > 1.00E-4

Notes

2Q/15 3Q/15 4Q/15 1Q/16 2Q/16 3Q/16 4Q/16 1Q/17

Mitigating Systems Performance Index, High Pressure Injection System

UAI (ΔCDF)	1.23E-08	3.58E-08	4.18E-08	2.76E-08	2.99E-08	2.90E-08	1.59E-08	1.26E-08
URI (ΔCDF)	-1.30E-08	-1.30E-08	-1.30E-08	-1.01E-08	-9.41E-09	-9.41E-09	-9.41E-09	-9.41E-09
PLE	NO	NO	NO	NO	NO	NO	NO	NO
Indicator value	-6.70E-10	2.30E-08	2.90E-08	1.70E-08	2.00E-08	2.00E-08	6.50E-09	3.20E-09

▲ TOP

Licensee Comments:

4Q/16: Changed PRA Parameter(s). 1/4/17: CDF value was corrected from 2.04E-06 to 2.01E-06 and is effective 1st Quarter 2016. This correction has been documented and does not result in a change to the MSPI performance indicator color for the affected quarters.

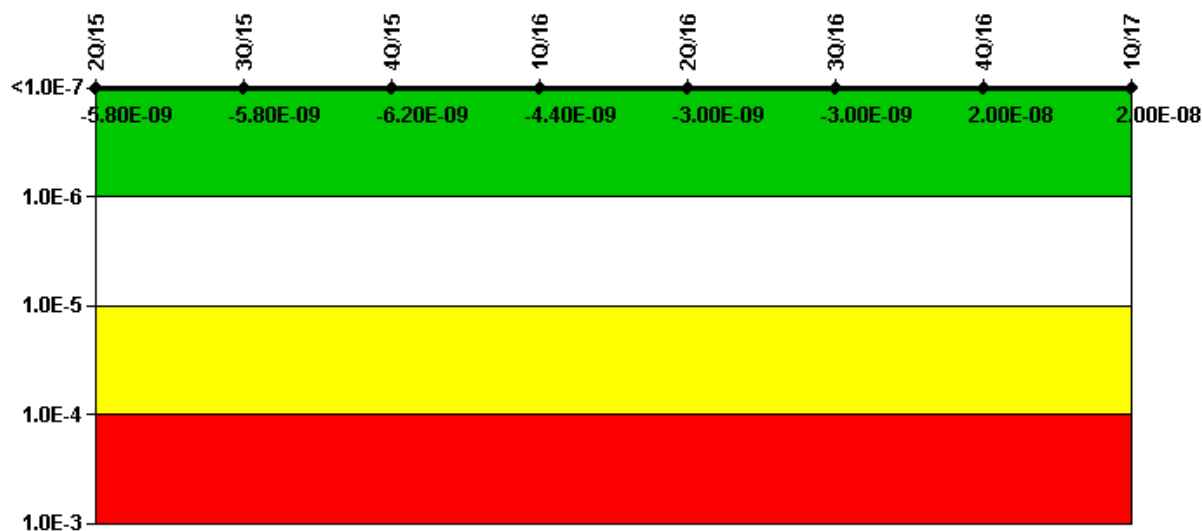
3Q/16: Changed PRA Parameter(s). 1/4/17: CDF value was corrected from 2.04E-06 to 2.01E-06 and is effective 1st Quarter 2016. This correction has been documented and does not result in a change to the MSPI performance indicator color for the affected quarters.

2Q/16: Changed PRA Parameter(s). 1/4/17: CDF value was corrected from 2.04E-06 to 2.01E-06 and is effective 1st Quarter 2016. This correction has been documented and does not result in a change to the MSPI performance indicator color for the affected quarters.

1Q/16: Changed PRA Parameter(s). A new PRA model (LS214A) was approved in November 2015 and implemented in the 1st Quarter 2016. PRA coefficients were updated in CDE to reflect the new model. 1/4/17: CDF value was corrected from 2.04E-06 to 2.01E-06 and is effective 1st Quarter 2016. This correction has been documented and does not result in a change to the MSPI performance indicator color for the affected quarters.

1Q/16: Changed PRA Parameter(s). A new PRA model (LS214A) was approved in November 2015 and implemented in the 1st Quarter 2016. PRA coefficients were updated in CDE to reflect the new model.

Mitigating Systems Performance Index, Heat Removal System



Thresholds: White > 1.00E-6 Yellow > 1.00E-5 Red > 1.00E-4

Notes

Mitigating Systems Performance Index, Heat Removal System

UAI (ΔCDF)	2Q/15	3Q/15	4Q/15	1Q/16	2Q/16	3Q/16	4Q/16	1Q/17
	-1.16E-09	-1.16E-09	-1.52E-09	-9.12E-10	-1.06E-09	-1.06E-09	4.46E-10	4.26E-10

URI (ΔCDF)	-4.66E-09	-4.66E-09	-4.66E-09	-3.51E-09	-1.94E-09	-1.94E-09	1.93E-08	1.93E-08
PLE	NO	NO	NO	NO	NO	NO	NO	NO
Indicator value	-5.80E-09	-5.80E-09	-6.20E-09	-4.40E-09	-3.00E-09	-3.00E-09	2.00E-08	2.00E-08

TOP

Licensee Comments:

4Q/16: Changed PRA Parameter(s). 1/4/17: CDF value was corrected from 2.04E-06 to 2.01E-06 and is effective 1st Quarter 2016. This correction has been documented and does not result in a change to the MSPI performance indicator color for the affected quarters.


3Q/16: Changed PRA Parameter(s). 1/4/17: CDF value was corrected from 2.04E-06 to 2.01E-06 and is effective 1st Quarter 2016. This correction has been documented and does not result in a change to the MSPI performance indicator color for the affected quarters.

2Q/16: Changed PRA Parameter(s). 1/4/17: CDF value was corrected from 2.04E-06 to 2.01E-06 and is effective 1st Quarter 2016. This correction has been documented and does not result in a change to the MSPI performance indicator color for the affected quarters.

1Q/16: Changed PRA Parameter(s). A new PRA model (LS214A) was approved in November 2015 and implemented in 1st Quarter 2016. PRA coefficients were updated in CDE to reflect the new model. 1/4/17: CDF value was corrected from 2.04E-06 to 2.01E-06 and is effective 1st Quarter 2016. This correction has been documented and does not result in a change to the MSPI performance indicator color for the affected quarters.

1Q/16: Changed PRA Parameter(s). A new PRA model (LS214A) was approved in November 2015 and implemented in 1st Quarter 2016. PRA coefficients were updated in CDE to reflect the new model.

Mitigating Systems Performance Index, Residual Heat Removal System



Thresholds: White > 1.00E-6 Yellow > 1.00E-5 Red > 1.00E-4

Notes

Mitigating Systems Performance Index, Residual Heat Removal System

	2Q/15	3Q/15	4Q/15	1Q/16	2Q/16	3Q/16	4Q/16	1Q/17
UAI (ΔCDF)	-3.50E-08	-3.50E-08	-3.50E-08	-3.37E-08	-3.41E-08	-3.41E-08	-3.41E-08	-3.01E-08
URI (ΔCDF)	-4.94E-08	-4.94E-08	-4.94E-08	-4.52E-08	-4.26E-08	-4.26E-08	-4.26E-08	-4.26E-08
PLE	NO	NO	NO	NO	NO	NO	NO	NO

Indicator value	-8.40E-08	-8.40E-08	-8.40E-08	-7.90E-08	-7.70E-08	-7.70E-08	-7.70E-08	-7.30E-08
-----------------	-----------	-----------	-----------	-----------	-----------	-----------	-----------	-----------

TOP

Licensee Comments:

4Q/16: Changed PRA Parameter(s). 1/4/17: CDF value was corrected from 2.04E-06 to 2.01E-06 and is effective 1st Quarter 2016. This correction has been documented and does not result in a change to the MSPI performance indicator color for the affected quarters.

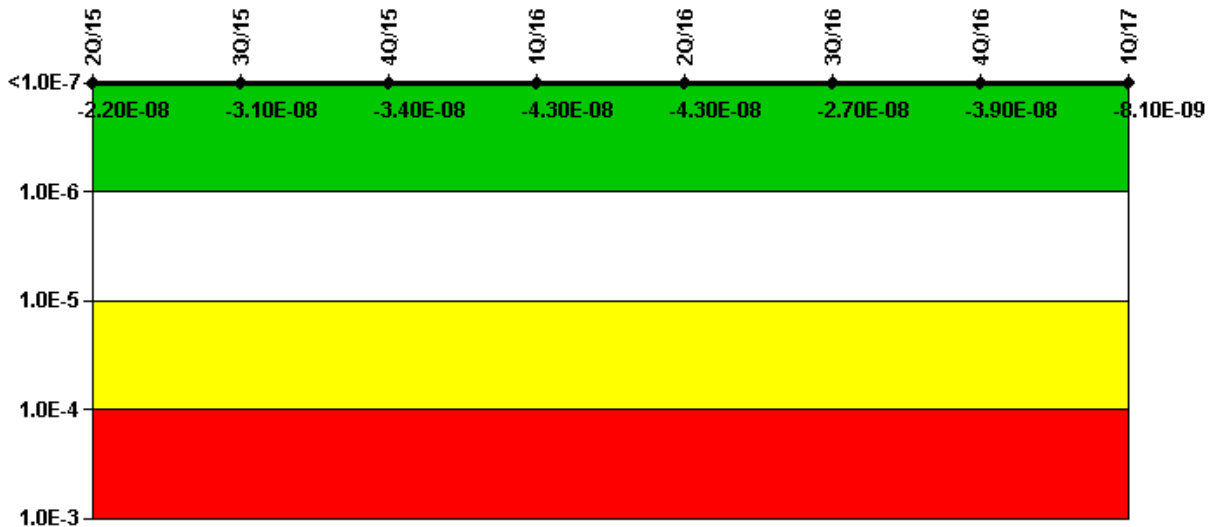
3Q/16: Changed PRA Parameter(s). 1/4/17: CDF value was corrected from 2.04E-06 to 2.01E-06 and is effective 1st Quarter 2016. This correction has been documented and does not result in a change to the MSPI performance indicator color for the affected quarters.

2Q/16: Changed PRA Parameter(s). 1/4/17: CDF value was corrected from 2.04E-06 to 2.01E-06 and is effective 1st Quarter 2016. This correction has been documented and does not result in a change to the MSPI performance indicator color for the affected quarters.

1Q/16: Changed PRA Parameter(s). A new PRA model (LS214A) was approved in November 2015 and implemented in 1st Quarter 2016. PRA coefficients were updated in CDE to reflect the new model. 1/4/17: CDF value was corrected from 2.04E-06 to 2.01E-06 and is effective 1st Quarter 2016. This correction has been documented and does not result in a change to the MSPI performance indicator color for the affected quarters.

1Q/16: Changed PRA Parameter(s). A new PRA model (LS214A) was approved in November 2015 and implemented in 1st Quarter 2016. PRA coefficients were updated in CDE to reflect the new model.

Mitigating Systems Performance Index, Cooling Water Systems



Thresholds: White > 1.00E-6 Yellow > 1.00E-5 Red > 1.00E-4

Notes

Mitigating Systems Performance Index, Cooling Water Systems

	2Q/15	3Q/15	4Q/15	1Q/16	2Q/16	3Q/16	4Q/16	1Q/17
UAI (ΔCDF)	4.11E-08	3.22E-08	2.95E-08	8.07E-09	7.71E-09	2.31E-08	1.14E-08	4.24E-08
URI (ΔCDF)	-6.33E-08	-6.33E-08	-6.33E-08	-5.09E-08	-5.05E-08	-5.05E-08	-5.05E-08	-5.05E-08
PLE	NO	NO	NO	NO	NO	NO	NO	NO
Indicator value	-2.20E-08	-3.10E-08	-3.40E-08	-4.30E-08	-4.30E-08	-2.70E-08	-3.90E-08	-8.10E-09



Licensee Comments:

4Q/16: Changed PRA Parameter(s). 1/4/17: CDF value was corrected from 2.04E-06 to 2.01E-06 and is effective 1st Quarter 2016. This correction has been documented and does not result in a change to the MSPI performance indicator color for the affected quarters.

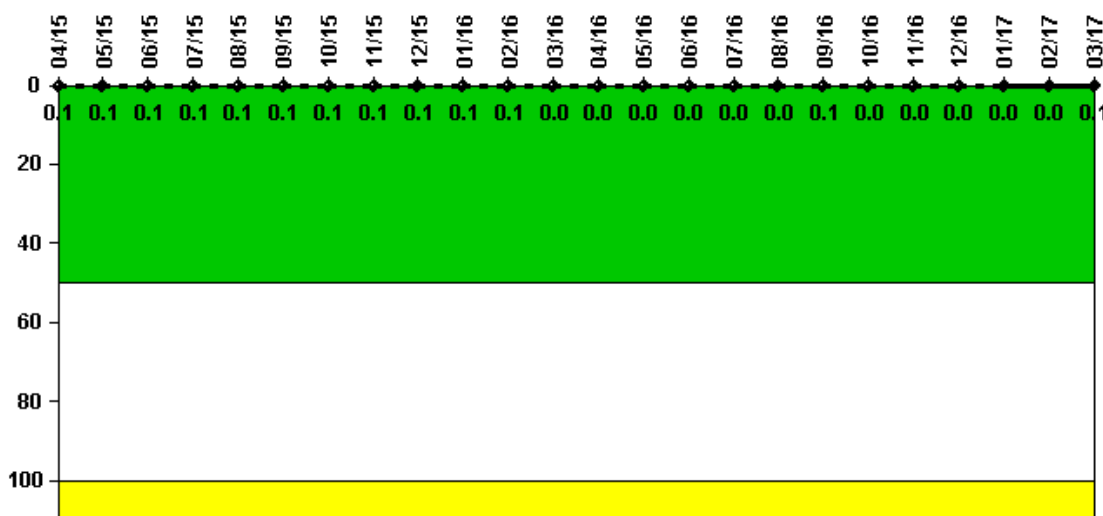
3Q/16: Changed PRA Parameter(s). 1/4/17: CDF value was corrected from 2.04E-06 to 2.01E-06 and is effective 1st Quarter 2016. This correction has been documented and does not result in a change to the MSPI performance indicator color for the affected quarters.

2Q/16: Changed PRA Parameter(s). 1/4/17: CDF value was corrected from 2.04E-06 to 2.01E-06 and is effective 1st Quarter 2016. This correction has been documented and does not result in a change to the MSPI performance indicator color for the affected quarters.

1Q/16: Changed PRA Parameter(s). A new PRA model (LS214A) was approved in November 2015 and implemented for 1st Quarter 2016. PRA coefficients were updated in CDE to reflect the new model. 1/4/17: CDF value was corrected from 2.04E-06 to 2.01E-06 and is effective 1st Quarter 2016. This correction has been documented and does not result in a change to the MSPI performance indicator color for the affected quarters.

1Q/16: Changed PRA Parameter(s). A new PRA model (LS214A) was approved in November 2015 and implemented for 1st Quarter 2016. PRA coefficients were updated in CDE to reflect the new model.

Reactor Coolant System Activity



Thresholds: White > 50.0 Yellow > 100.0

Notes

Reactor Coolant System Activity	4/15	5/15	6/15	7/15	8/15	9/15	10/15	11/15	12/15	1/16	2/16	3/16
Maximum activity	0.000142	0.000145	0.000190	0.000152	0.000187	0.000160	0.000135	0.000130	0.000133	0.000115	0.000110	0.000048
Technical specification limit	0.2	0.2	0.2	0.2	0.2	0.2	0.2	0.2	0.2	0.2	0.2	0.2
Indicator value	0.1	0.1	0.1	0.1	0.1	0.1	0.1	0.1	0.1	0.1	0.1	0
	4/16	5/16	6/16	7/16	8/16	9/16	10/16	11/16	12/16	1/17	2/17	3/17

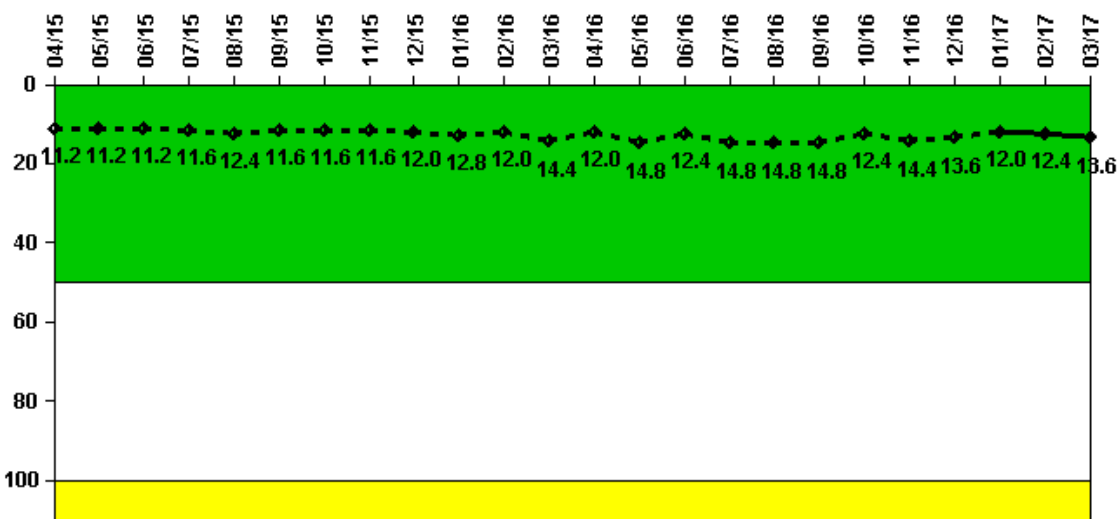
**Reactor
Coolant
System
Activity**

Maximum activity	0.000053	0.000049	0.000054	0.000092	0.000070	0.000107	0.000079	0.000075	0.000078	0.000081	0.000097	0.000109
Technical specification limit	0.2	0.2	0.2	0.2	0.2	0.2	0.2	0.2	0.2	0.2	0.2	0.2
Indicator value	0	0	0	0	0	0.1	0	0	0	0	0	0.1

▲ TOP

Licensee Comments: none

Reactor Coolant System Leakage



Thresholds: White > 50.0 Yellow > 100.0

Notes

Reactor Coolant System Leakage	4/15	5/15	6/15	7/15	8/15	9/15	10/15	11/15	12/15	1/16	2/16	3/16
Maximum leakage	2.800	2.800	2.800	2.900	3.100	2.900	2.900	2.900	3.000	3.200	3.000	3.600
Technical specification limit	25.0	25.0	25.0	25.0	25.0	25.0	25.0	25.0	25.0	25.0	25.0	25.0

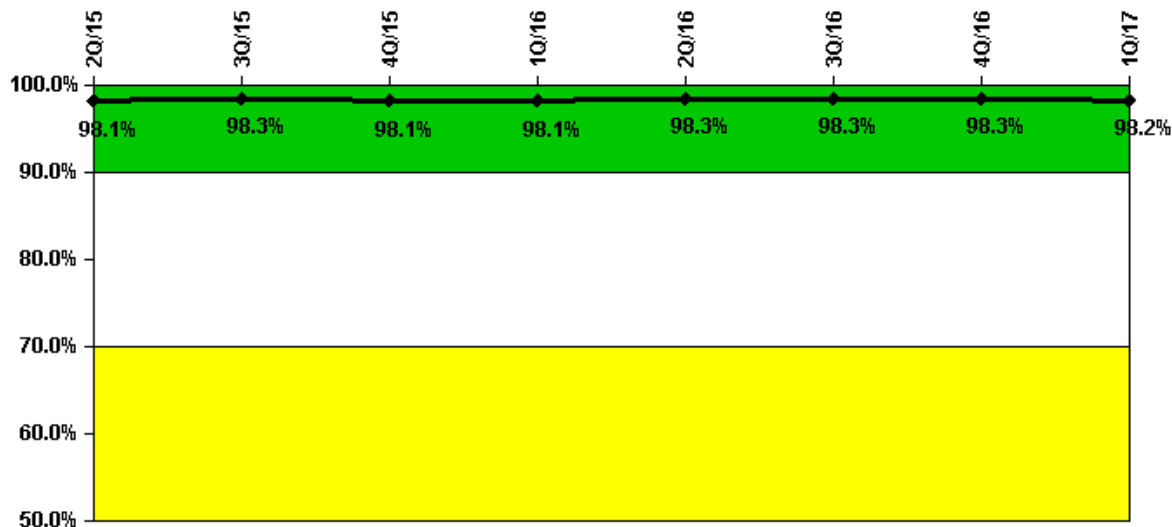
Reactor Coolant System Leakage	4/16	5/16	6/16	7/16	8/16	9/16	10/16	11/16	12/16	1/17	2/17	3/17
Maximum leakage	3.000	3.700	3.100	3.700	3.700	3.700	3.100	3.600	3.400	3.000	3.100	3.400
Technical specification limit	25.0	25.0	25.0	25.0	25.0	25.0	25.0	25.0	25.0	25.0	25.0	25.0

Indicator value	12.0	14.8	12.4	14.8	14.8	14.8	12.4	14.4	13.6	12.0	12.4	13.6
------------------------	-------------	-------------	-------------	-------------	-------------	-------------	-------------	-------------	-------------	-------------	-------------	-------------

▲ TOP

Licensee Comments: none

Drill/Exercise Performance



Thresholds: White < 90.0% Yellow < 70.0%

Notes

Drill/Exercise Performance	2Q/15	3Q/15	4Q/15	1Q/16	2Q/16	3Q/16	4Q/16	1Q/17
Successful opportunities	108.0	62.0	63.0	13.0	141.0	98.0	36.0	24.0
Total opportunities	113.0	62.0	64.0	13.0	142.0	101.0	36.0	24.0

Indicator value **98.1% 98.3% 98.1% 98.1% 98.3% 98.3% 98.3% 98.2%**

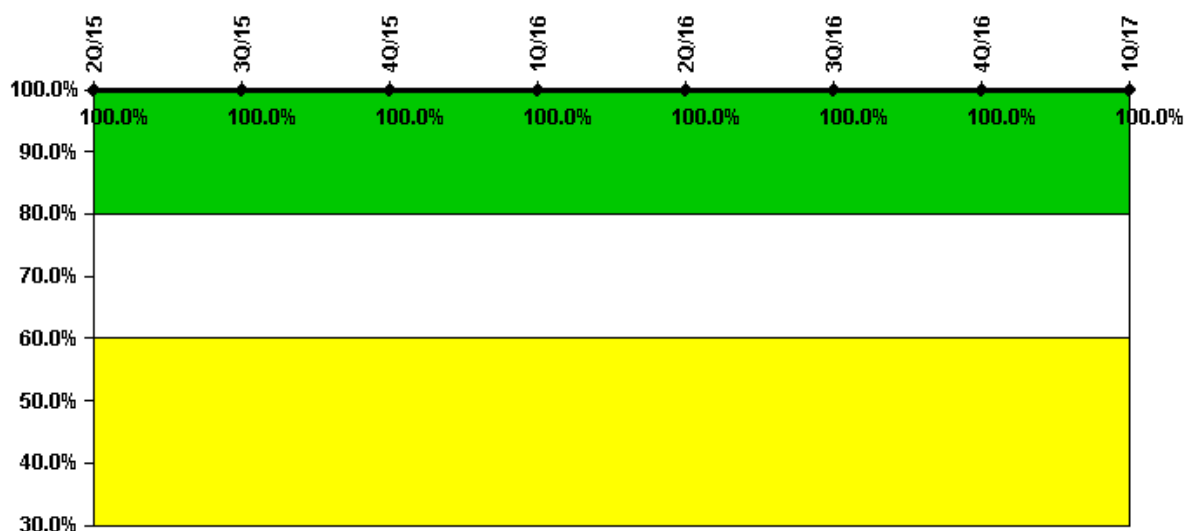
▲ TOP

Licensee Comments:

1Q/16: During an internal assessment, it was discovered that credit taken in June 2015 did not include opportunities that should have been counted. This was corrected by increasing the number of successful drill, exercise & event opportunities from 32 to 35, and increasing the number of total drill, exercise & event opportunities from 32 to 36. This issue has been entered into the corrective action program and does not result in a change to the performance indicator color.

4Q/15: During an internal assessment, it was discovered that credit was taken in April 2015 for an opportunity that should not have been counted. This was corrected by decreasing the number of total drill, exercise and event opportunities from 51 to 50 for April 2015. This issue, which did not result in a change to performance indicator color, has been entered into the corrective action program.

ERO Drill Participation



Thresholds: White < 80.0% Yellow < 60.0%

Notes

ERO Drill Participation	2Q/15	3Q/15	4Q/15	1Q/16	2Q/16	3Q/16	4Q/16	1Q/17
Participating Key personnel	68.0	68.0	67.0	67.0	63.0	62.0	62.0	63.0
Total Key personnel	68.0	68.0	67.0	67.0	63.0	62.0	62.0	63.0

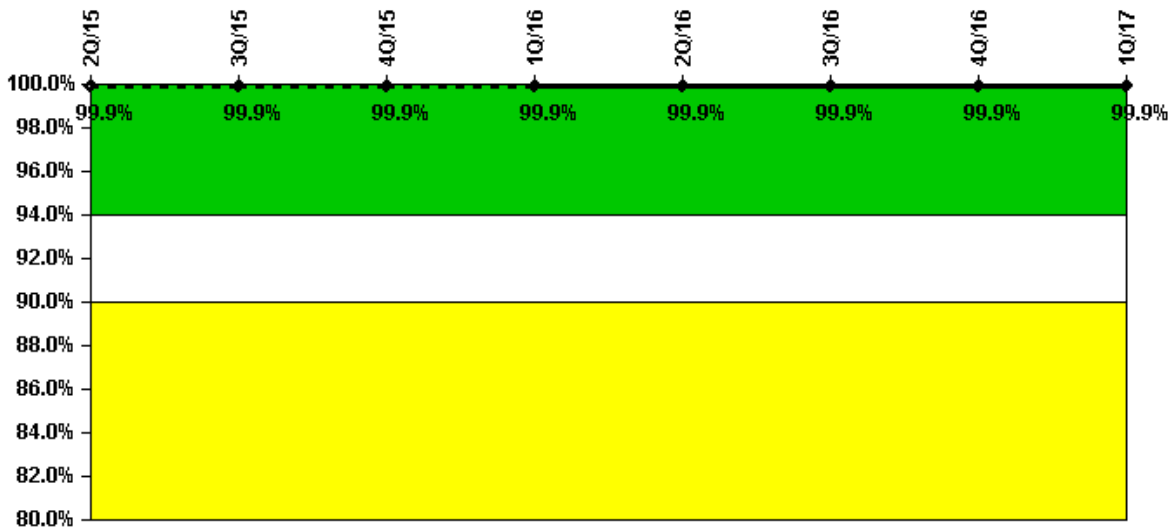
Indicator value **100.0% 100.0% 100.0% 100.0% 100.0% 100.0% 100.0% 100.0%**

▲ TOP

Licensee Comments:

1Q/16: During an internal assessment, it was discovered that credit taken in February and March 2016 did not include participations that should have been counted. This was corrected by increasing the number of participating key personnel and total key personnel by two for February and March 2016. This issue has been entered into the corrective action program and does not result in a change to the performance indicator color.

Alert & Notification System



Thresholds: White < 94.0% Yellow < 90.0%

Notes

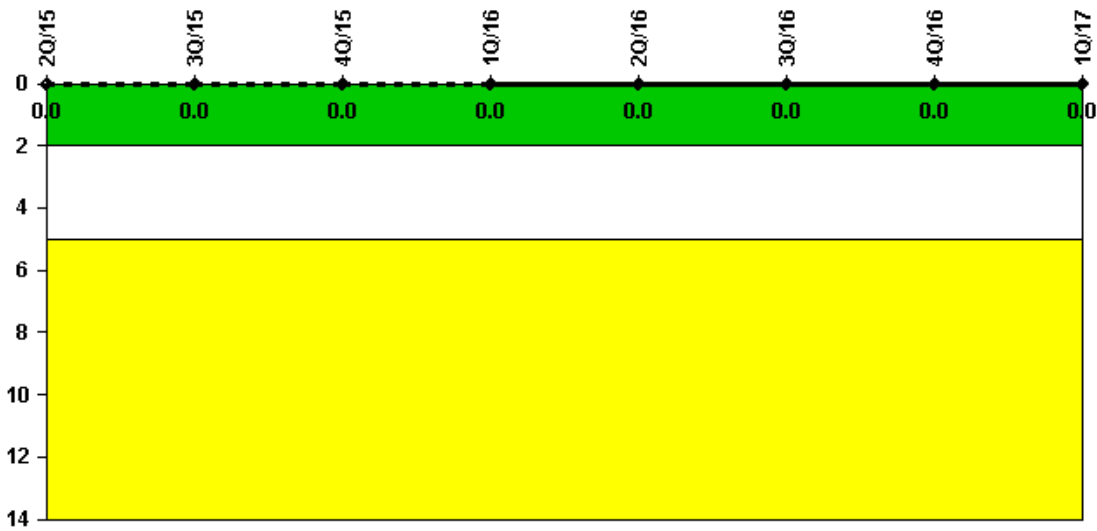
Alert & Notification System	2Q/15	3Q/15	4Q/15	1Q/16	2Q/16	3Q/16	4Q/16	1Q/17
Successful siren-tests	2173	2208	2175	2175	2174	2170	2106	2210
Total sirens-tests	2176	2210	2176	2176	2176	2176	2108	2210

Indicator value 99.9% 99.9% 99.9% 99.9% 99.9% 99.9% 99.9% 99.9%

▲ TOP

Licensee Comments: none

Occupational Exposure Control Effectiveness



Thresholds: White > 2.0 Yellow > 5.0

Notes

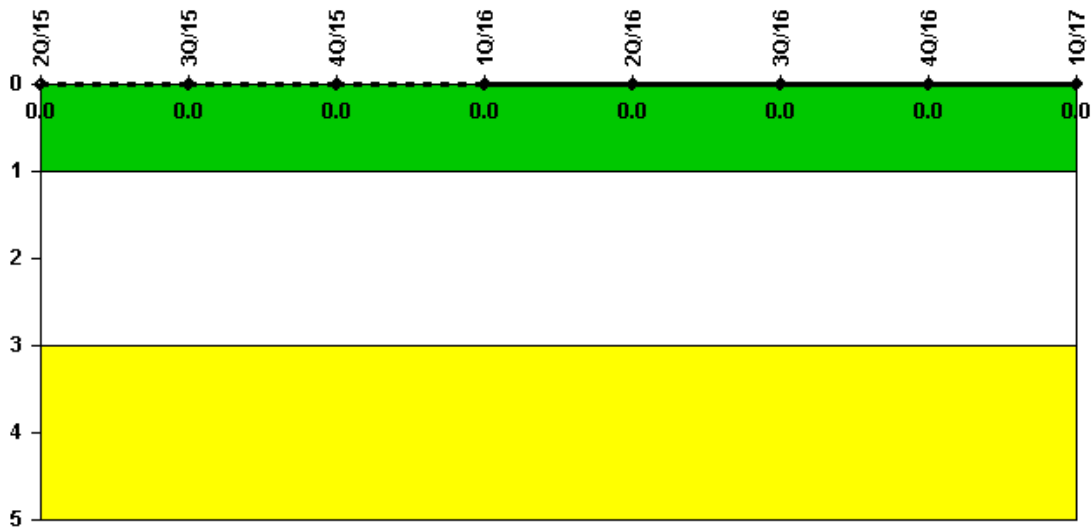
Occupational Exposure Control Effectiveness 2Q/15 3Q/15 4Q/15 1Q/16 2Q/16 3Q/16 4Q/16 1Q/17

High radiation area occurrences	0	0	0	0	0	0	0	0
Very high radiation area occurrences	0	0	0	0	0	0	0	0
Unintended exposure occurrences	0	0	0	0	0	0	0	0
Indicator value	0	0	0	0	0	0	0	0

TOP

Licensee Comments: none

RETS/ODCM Radiological Effluent



Thresholds: White > 1.0 Yellow > 3.0

Notes

RETS/ODCM Radiological Effluent 2Q/15 3Q/15 4Q/15 1Q/16 2Q/16 3Q/16 4Q/16 1Q/17

RETS/ODCM occurrences 0 0 0 0 0 0 0 0

Indicator value 0 0 0 0 0 0 0 0

[TOP](#)

Licensee Comments: none

Although the Security Cornerstone is included in the Reactor Oversight Process assessment program, the Commission has decided that specific information related to findings and performance indicators pertaining to the Security Cornerstone will not be publicly available to ensure that security information is not provided to a possible adversary. Other than the fact that a finding or performance indicator is Green or Greater-Than-Green, security related information will not be displayed on the public web page.

Current data as of: May 5, 2017

Page Last Reviewed/Updated Wednesday, June 07, 2017