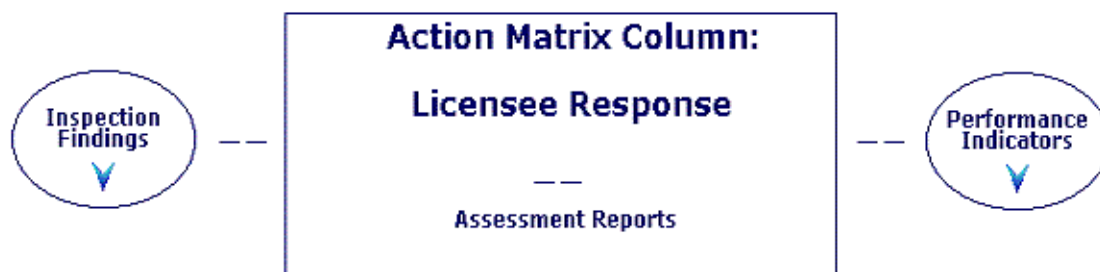


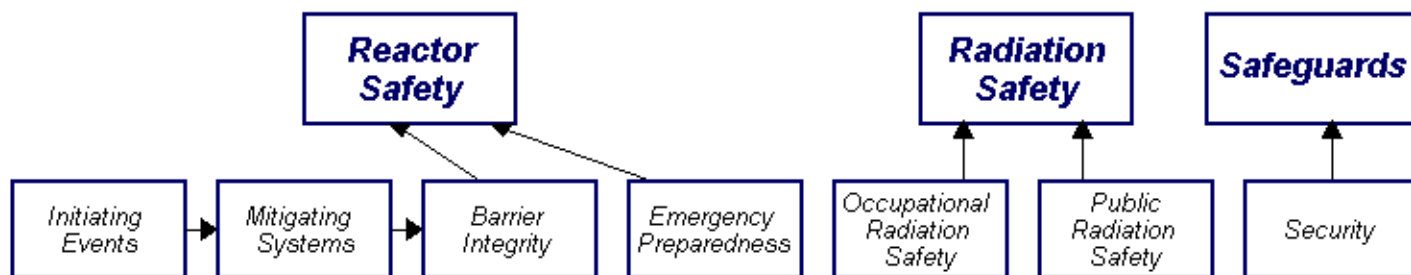


Home > Nuclear Reactors > Operating Reactors > Reactor Oversight Process > Plant Summaries > Indian Point 3 – Quarterly Performance Summary

Indian Point 3 – Quarterly Performance Summary

2Q/2017 Performance Summary

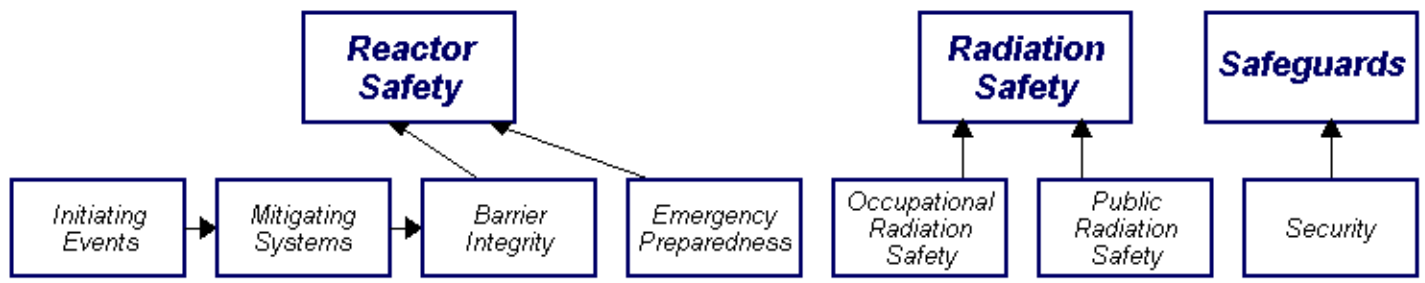




Performance Indicators

Unplanned Scrams (G)	Safety System Functional Failures (G)	Reactor Coolant System Activity (G)	Drill/Exercise Performance (G)	Occupational Exposure Control Effectiveness (G)	RETS/DDCM Radiological Effluent (G)	Protected Area Equipment (G)
Unplanned Power Changes (G)	Emergency AC Power System (G)	Reactor Coolant System Leakage (G)	ERO Drill Participation (G)			
Unplanned Scrams with Complications (G)	High Pressure Injection System (G)		Alert and Notification System (G)			
	Heat Removal System (G)					
	Residual Heat Removal System (G)					
	Cooling Water Systems (G)					

Current data as of: May 25, 2017



Most Significant Inspection Findings

2Q/2017	No findings this quarter	No findings this quarter	No findings this quarter	No findings this quarter	No findings this quarter	No findings this quarter	No findings this quarter
1Q/2017	No findings this quarter	G	G	No findings this quarter	No findings this quarter	No findings this quarter	G
4Q/2016	G	G	No findings this quarter	No findings this quarter	No findings this quarter	No findings this quarter	G
3Q/2016	No findings this quarter	G	No findings this quarter	No findings this quarter	No findings this quarter	No findings this quarter	No findings this quarter

Miscellaneous findings

Additional Inspection & Assessment Information

◆ **Assessment Letters:**

- 2Q/2017
- 1Q/2017
- 4Q/2016
- 3Q/2016

◆ **Inspection Reports**

- ◆ Security Cover Letters
- ◆ List of Assessment Letters

Current data as of: June 6, 2017

Legend: R=Red W=White GTG=Greater Than Green I=Insufficient Data to Calculate PI U=Unique Design
 Y=Yellow G=Green T=Thresholds under development N=Not Applicable D=Discrepant

Page Last Reviewed/Updated Wednesday, June 15, 2016