

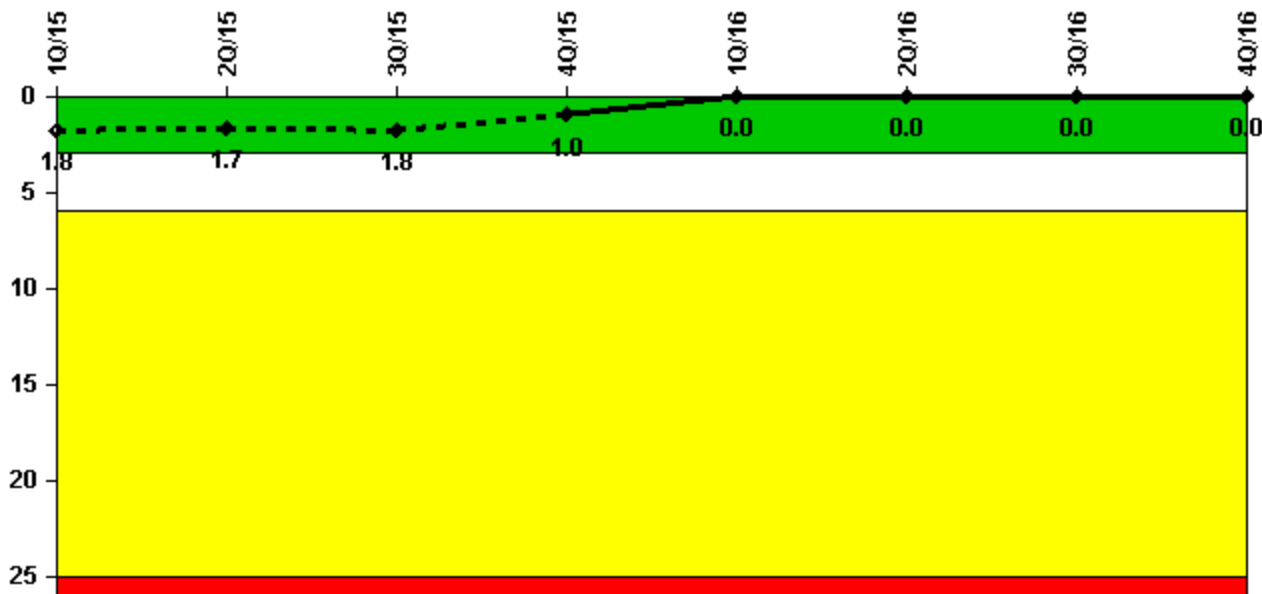
Saint Lucie 2

4Q/2016 Performance Indicators

The solid trend line represents the current reporting period.

Licensee's General Comments: none

Unplanned Scrams per 7000 Critical Hrs



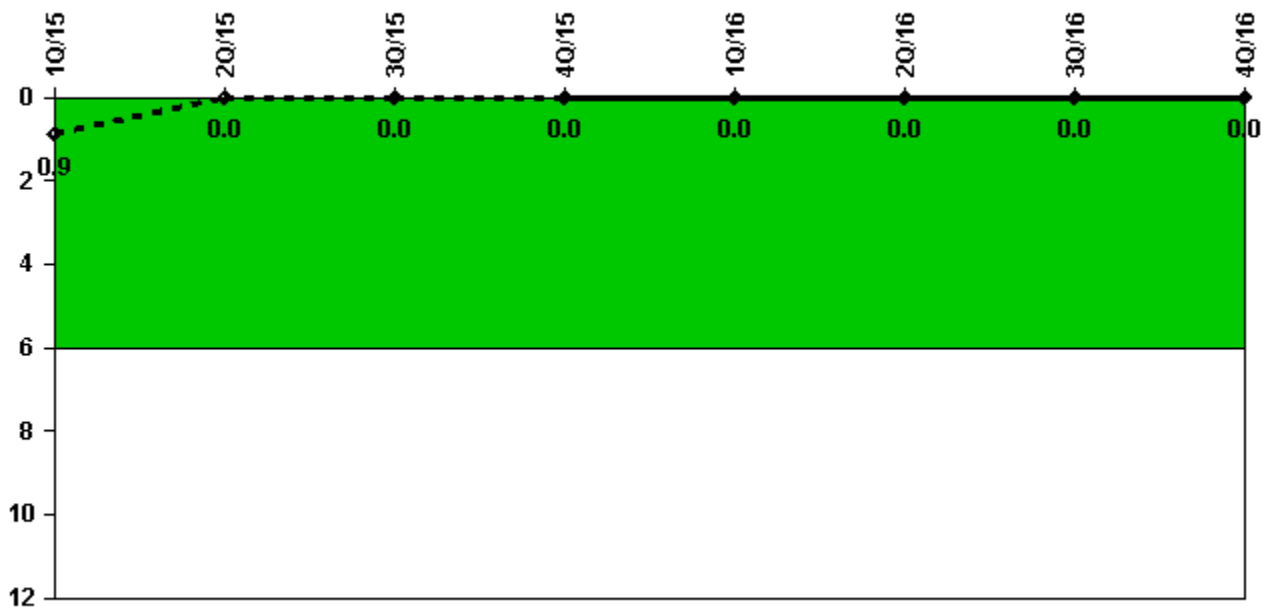
Thresholds: White > 3.0 Yellow > 6.0 Red > 25.0

Notes

Unplanned Scrams per 7000 Critical Hrs	1Q/15	2Q/15	3Q/15	4Q/15	1Q/16	2Q/16	3Q/16	4Q/16
Unplanned scrams	1.0	0	0	0	0	0	0	0
Critical hours	2072.0	1964.4	1657.2	1626.2	2183.0	2184.0	2208.0	2034.5
Indicator value	1.8	1.7	1.8	1.0	0	0	0	0

Licensee Comments: none

Unplanned Power Changes per 7000 Critical Hrs



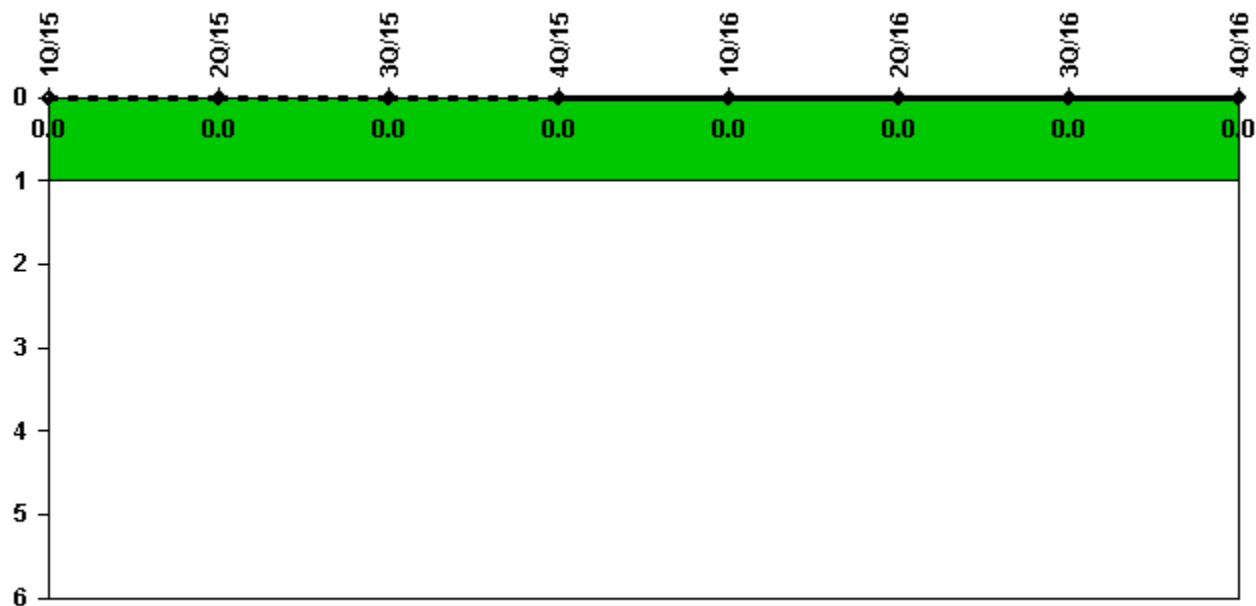
Thresholds: White > 6.0

Notes

Unplanned Power Changes per 7000 Critical Hrs	1Q/15	2Q/15	3Q/15	4Q/15	1Q/16	2Q/16	3Q/16	4Q/16
Unplanned power changes	0	0	0	0	0	0	0	0
Critical hours	2072.0	1964.4	1657.2	1626.2	2183.0	2184.0	2208.0	2034.5
Indicator value	0.9	0	0	0	0	0	0	0

Licensee Comments: none

Unplanned Scrams with Complications



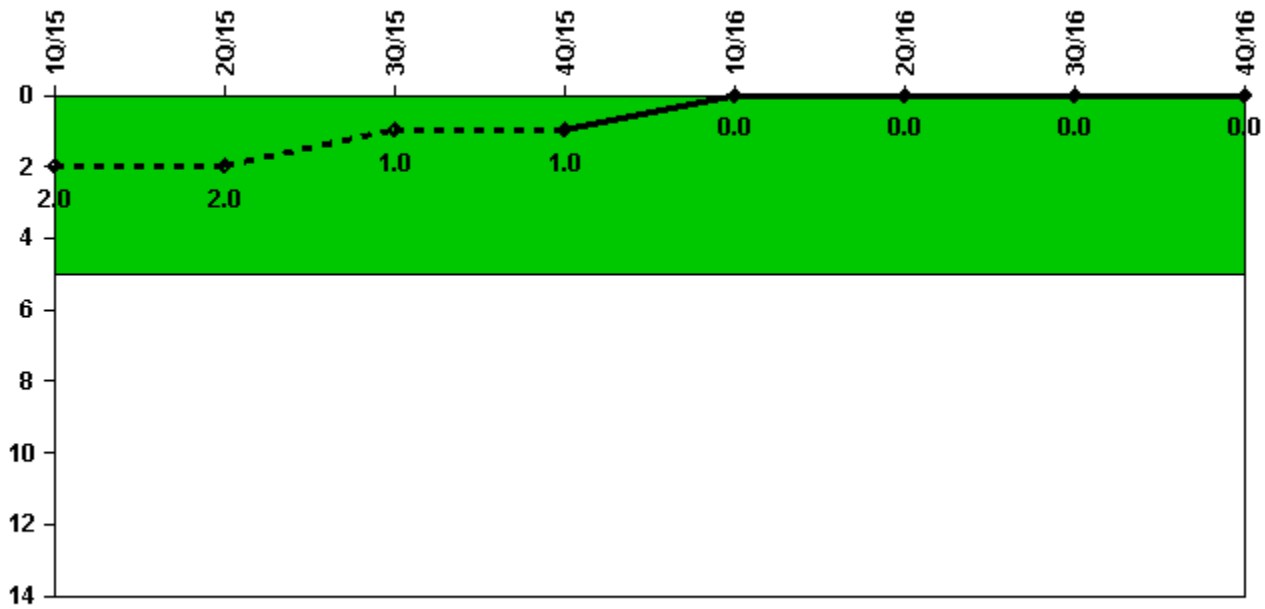
Thresholds: White > 1.0

Notes

Unplanned Scrams with Complications	1Q/15	2Q/15	3Q/15	4Q/15	1Q/16	2Q/16	3Q/16	4Q/16
Scrams with complications	0	0	0	0	0	0	0	0
Indicator value	0.0	0.0	0.0	0.0	0.0	0.0	0.0	0.0

Licensee Comments: none

Safety System Functional Failures (PWR)



Thresholds: White > 5.0

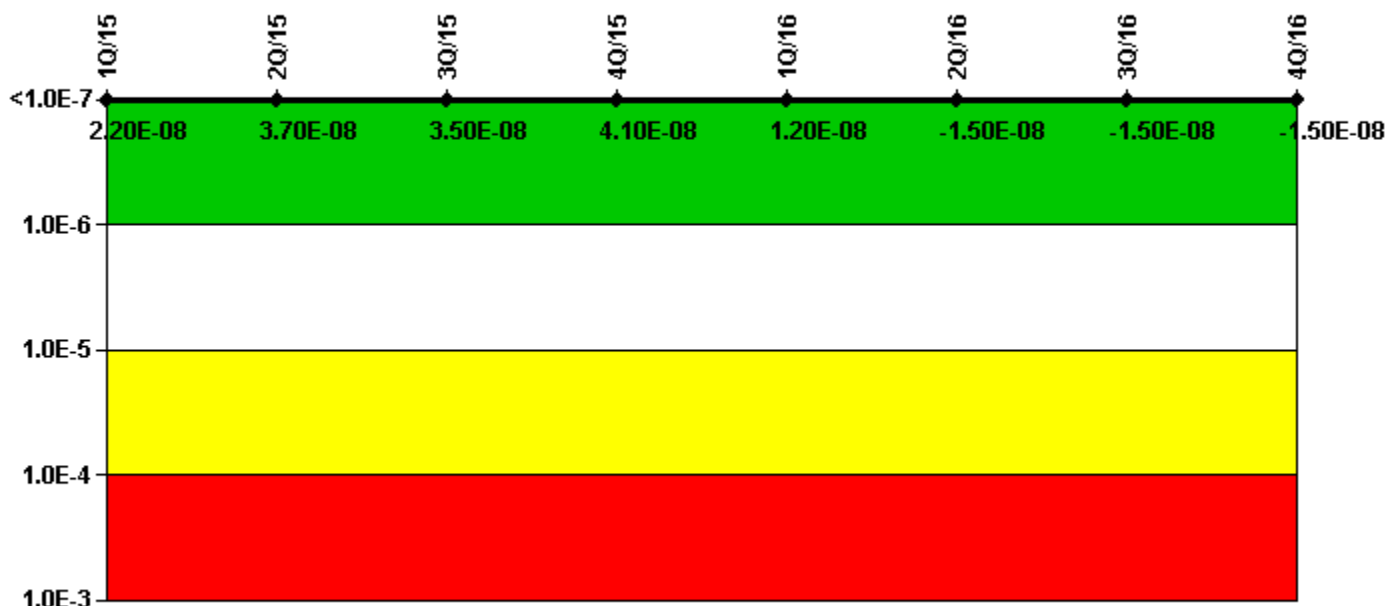
Notes

Safety System Functional Failures (PWR)	1Q/15	2Q/15	3Q/15	4Q/15	1Q/16	2Q/16	3Q/16	4Q/16
Safety System Functional Failures	1	0	0	0	0	0	0	0
Indicator value	2	2	1	1	0	0	0	0

Licensee Comments:

1Q/15: SSFF reported in LER 50-389/2014-001-01 dated 1/30/215

Mitigating Systems Performance Index, Emergency AC Power System



Thresholds: White > 1.00E-6 Yellow > 1.00E-5 Red > 1.00E-4

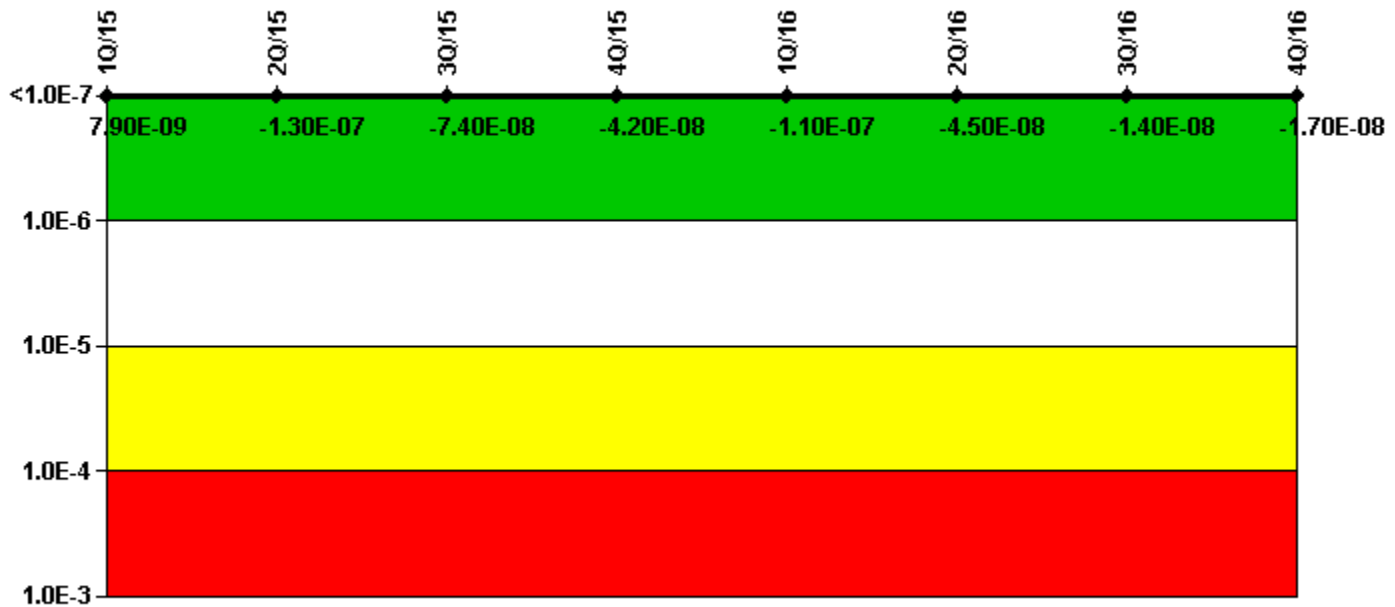
Notes

Mitigating Systems Performance Index, Emergency AC Power System	1Q/15	2Q/15	3Q/15	4Q/15	1Q/16	2Q/16	3Q/16	4Q/16
UAI (Δ CDF)	2.09E-08	3.54E-08	3.35E-08	3.11E-08	3.02E-08	1.52E-08	1.50E-08	1.50E-08
URI (Δ CDF)	1.56E-09	1.56E-09	1.56E-09	9.54E-09	-1.84E-08	-3.01E-08	-3.01E-08	-3.01E-08
PLE	NO	NO	NO	NO	NO	NO	NO	NO
Indicator value	2.20E-08	3.70E-08	3.50E-08	4.10E-08	1.20E-08	-1.50E-08	-1.50E-08	-1.50E-08

Licensee Comments:

2Q/16: Changed PRA Parameter(s). PRA coefficients and CDF were changed due to updated PRA model

Mitigating Systems Performance Index, High Pressure Injection System



Thresholds: White > 1.00E-6 Yellow > 1.00E-5 Red > 1.00E-4

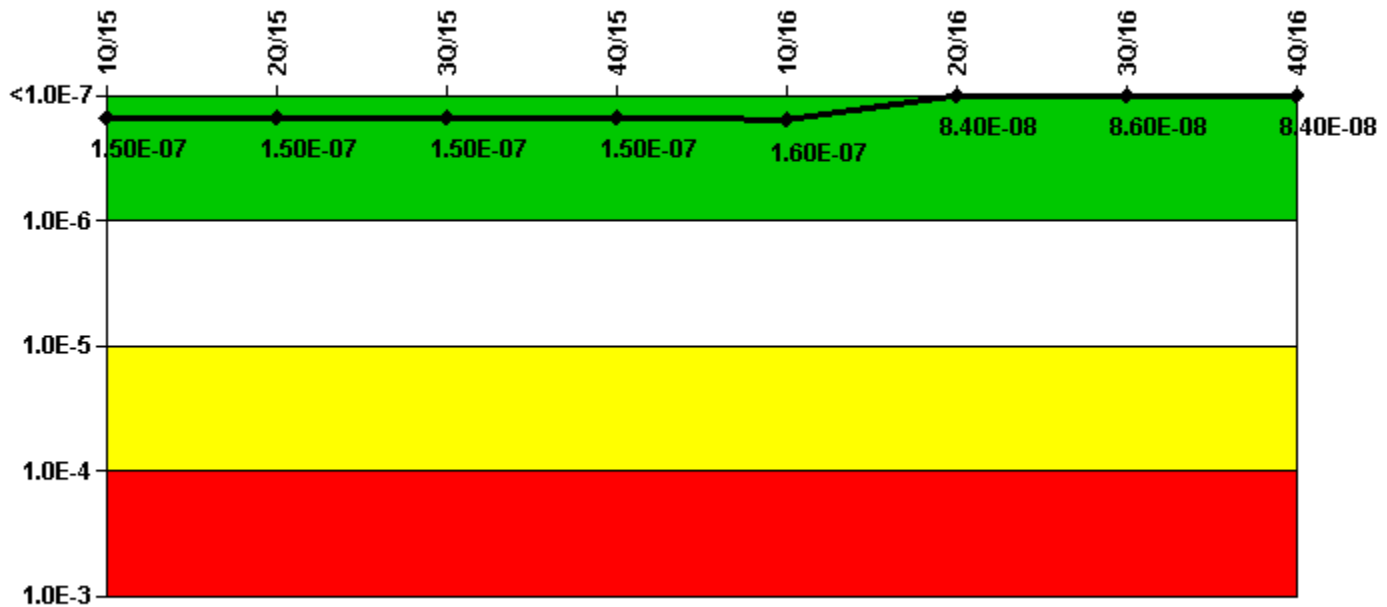
Notes

Mitigating Systems Performance Index, High Pressure Injection System	1Q/15	2Q/15	3Q/15	4Q/15	1Q/16	2Q/16	3Q/16	4Q/16
UAI (ΔCDF)	2.91E-07	1.53E-07	2.09E-07	2.41E-07	1.70E-07	5.41E-08	8.44E-08	8.23E-08
URI (ΔCDF)	-2.84E-07	-2.84E-07	-2.84E-07	-2.84E-07	-2.84E-07	-9.88E-08	-9.88E-08	-9.88E-08
PLE	NO	NO	NO	NO	NO	NO	NO	NO
Indicator value	7.90E-09	-1.30E-07	-7.40E-08	-4.20E-08	-1.10E-07	-4.50E-08	-1.40E-08	-1.70E-08

Licensee Comments:

2Q/16: Changed PRA Parameter(s). PRA coefficients and CDF were changed due to updated PRA model

Mitigating Systems Performance Index, Heat Removal System



Thresholds: White > 1.00E-6 Yellow > 1.00E-5 Red > 1.00E-4

Notes

Mitigating Systems Performance Index, Heat Removal System	1Q/15	2Q/15	3Q/15	4Q/15	1Q/16	2Q/16	3Q/16	4Q/16
UAI (ΔCDF)	5.03E-09	5.12E-09	5.50E-09	4.64E-09	9.82E-09	1.35E-08	1.53E-08	1.53E-08
URI (ΔCDF)	1.45E-07	1.46E-07	1.46E-07	1.46E-07	1.46E-07	7.10E-08	7.10E-08	6.89E-08
PLE	NO	NO	NO	NO	NO	NO	NO	NO
Indicator value	1.50E-07	1.50E-07	1.50E-07	1.50E-07	1.60E-07	8.40E-08	8.60E-08	8.40E-08

Licensee Comments:

3Q/16: MSPI URI recalculated due to revised ICES records 314625 and 316104. (AR 2162606)

2Q/16: PRA coefficients and CDF were changed due to updated PRA model MSPI URI recalculated due to revised ICES records 314625 and 316104. (AR 2162606)

2Q/16: Changed PRA Parameter(s). PRA coefficients and CDF were changed due to updated PRA model

1Q/16: MSPI URI recalculated due to revised ICES records 314625 and 316104. (AR 2162606)

4Q/15: MSPI URI recalculated due to revised ICES records 314625 and 316104. (AR 2162606)

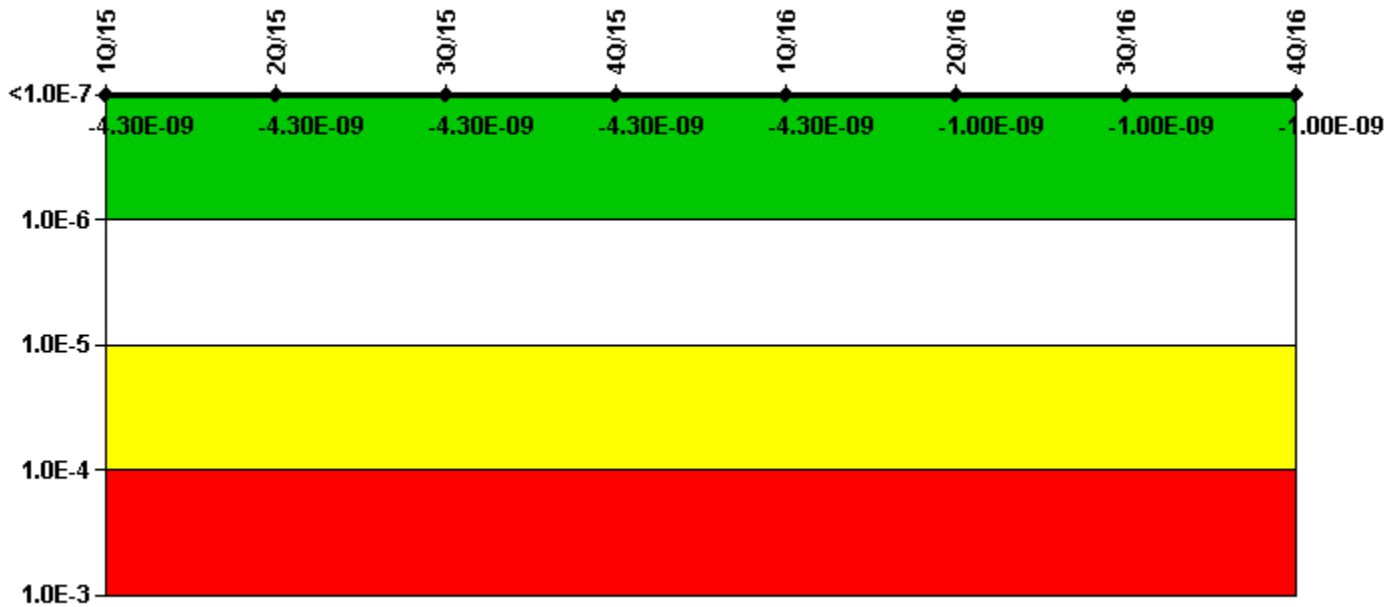
3Q/15: MSPI URI recalculated due to revised ICES records 314625 and 316104. (AR 2162606)

2Q/15: MSPI URI recalculated due to revised ICES records 314625 and 316104. (AR 2162606)

1Q/15: ICES record 316104 revised because failure was determined not to be a MSPI failure. MSPI URI

recalculated due to revised ICES records 314625 and 316104. (AR 2162606)

Mitigating Systems Performance Index, Residual Heat Removal System



Thresholds: White > 1.00E-6 Yellow > 1.00E-5 Red > 1.00E-4

Notes

Mitigating Systems Performance Index, Residual Heat Removal System	1Q/15	2Q/15	3Q/15	4Q/15	1Q/16	2Q/16	3Q/16	4Q/16
UAI (Δ CDF)	-1.03E-09	-1.03E-09	-1.03E-09	-1.03E-09	-1.03E-09	-1.10E-10	-1.10E-10	-1.10E-10
URI (Δ CDF)	-3.25E-09	-3.25E-09	-3.25E-09	-3.25E-09	-3.25E-09	-9.36E-10	-9.36E-10	-9.36E-10
PLE	NO	NO	NO	NO	NO	NO	NO	NO
Indicator value	-4.30E-09	-4.30E-09	-4.30E-09	-4.30E-09	-4.30E-09	-1.00E-09	-1.00E-09	-1.00E-09

Licensee Comments:

2Q/16: Changed PRA Parameter(s). PRA coefficients and CDF were changed due to updated PRA model

Mitigating Systems Performance Index, Cooling Water Systems



Thresholds: White > 1.00E-6 Yellow > 1.00E-5 Red > 1.00E-4

Notes

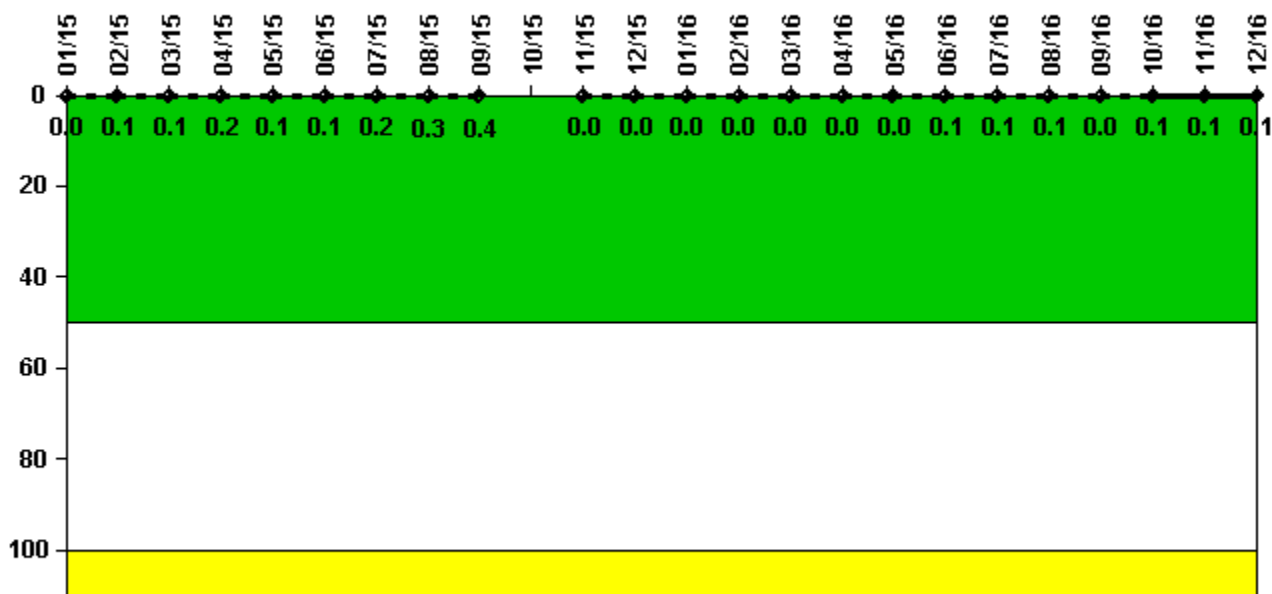
Mitigating Systems Performance Index, Cooling Water Systems	1Q/15	2Q/15	3Q/15	4Q/15	1Q/16	2Q/16	3Q/16	4Q/16
UAI (Δ CDF)	-6.51E-08	-6.51E-08	-6.51E-08	-6.45E-08	-6.45E-08	-4.33E-09	-4.33E-09	-4.33E-09
URI (Δ CDF)	-8.83E-09	-8.83E-09	-8.83E-09	-8.83E-09	-8.83E-09	-9.63E-10	-9.63E-10	-9.63E-10
PLE	NO	NO	NO	NO	NO	NO	NO	NO
Indicator value	-7.40E-08	-7.40E-08	-7.40E-08	-7.30E-08	-7.30E-08	-5.30E-09	-5.30E-09	-5.30E-09

Licensee Comments:

2Q/16: Changed PRA Parameter(s). PRA coefficients and CDF were changed due to updated PRA model

3Q/15: ICES OE record #319756 revised to upgrade the 2C ICW pump failure to a MSPI demand failure - change resulted in no effect on the calculated 3Q PI value.

Reactor Coolant System Activity



Thresholds: White > 50.0 Yellow > 100.0

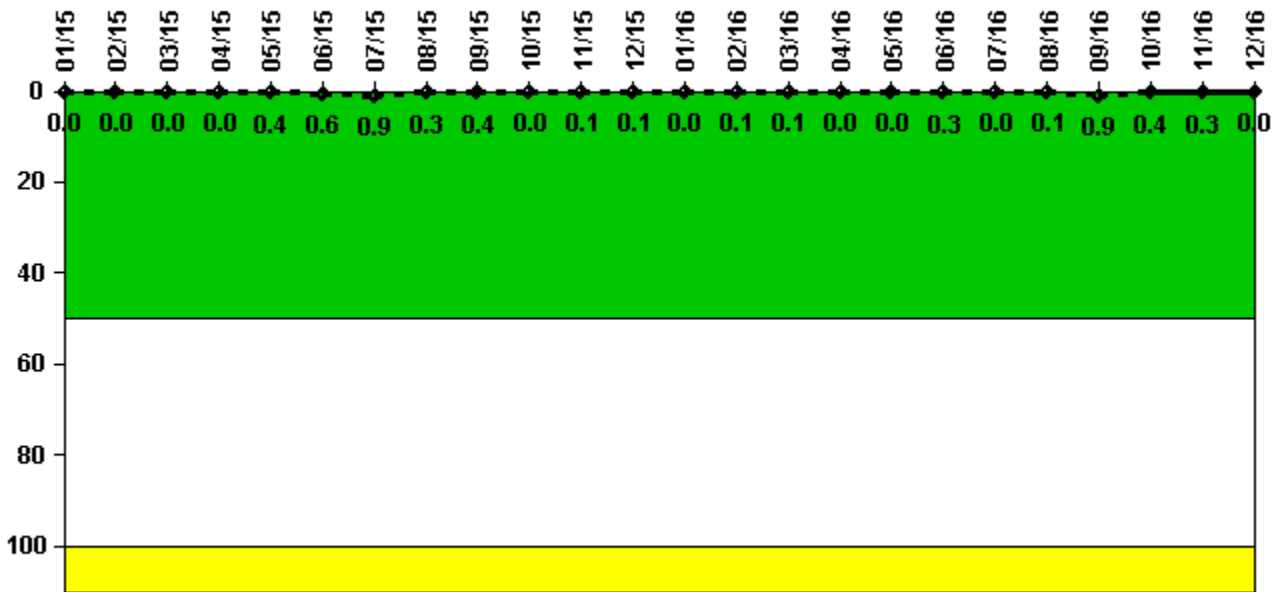
Notes

Reactor Coolant System Activity	1/15	2/15	3/15	4/15	5/15	6/15	7/15	8/15	9/15	10/15	11/15	12/15
Maximum activity	0.000388	0.000669	0.000900	0.001600	0.001090	0.001480	0.002130	0.002520	0.003770	N/A	0.000269	0.000312
Technical specification limit	1.0	1.0	1.0	1.0	1.0	1.0	1.0	1.0	1.0	1.0	1.0	1.0
Indicator value	0	0.1	0.1	0.2	0.1	0.1	0.2	0.3	0.4	N/A	0	0

Reactor Coolant System Activity	1/16	2/16	3/16	4/16	5/16	6/16	7/16	8/16	9/16	10/16	11/16	12/16
Maximum activity	0.000333	0.000364	0.000382	0.000384	0.000374	0.000607	0.000680	0.000638	0.000452	0.000774	0.000512	0.000581
Technical specification limit	1.0	1.0	1.0	1.0	1.0	1.0	1.0	1.0	1.0	1.0	1.0	1.0
Indicator value	0	0	0	0	0	0.1	0.1	0.1	0	0.1	0.1	0.1

Licensee Comments: none

Reactor Coolant System Leakage



Thresholds: White > 50.0 Yellow > 100.0

Notes

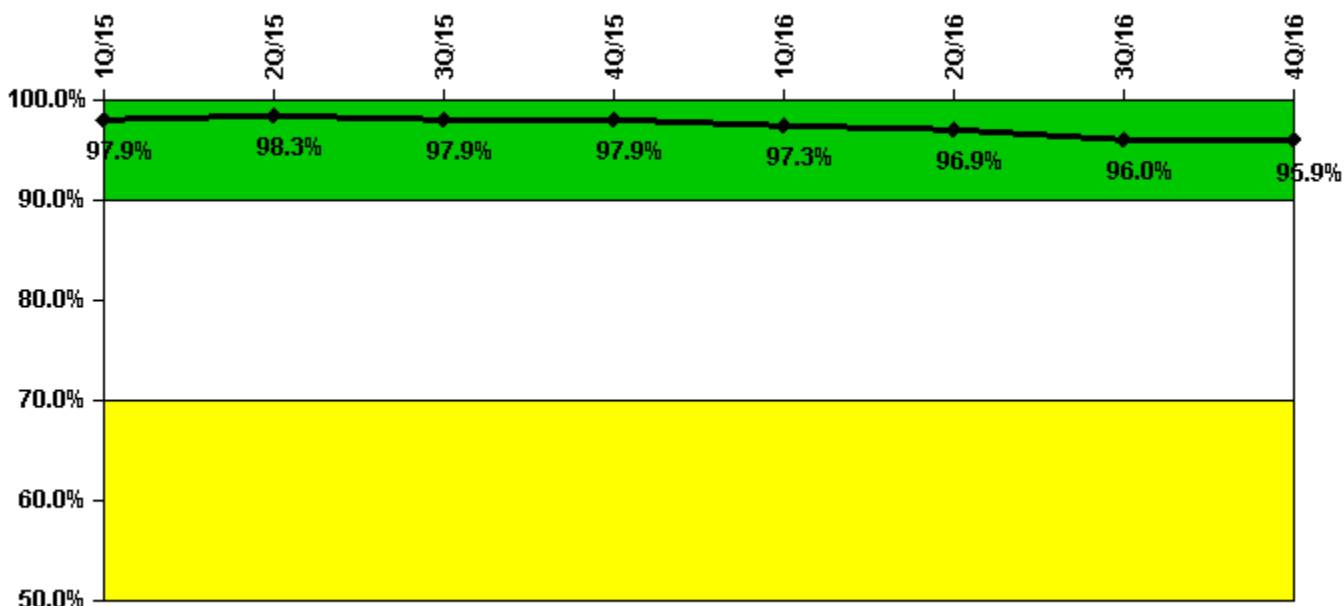
Reactor Coolant System Leakage	1/15	2/15	3/15	4/15	5/15	6/15	7/15	8/15	9/15	10/15	11/15	12/15
Maximum leakage	0	0	0.002	0	0.040	0.062	0.086	0.030	0.040	0	0.005	0.005
Technical specification limit	10.0	10.0	10.0	10.0	10.0	10.0	10.0	10.0	10.0	10.0	10.0	10.0
Indicator value	0	0	0	0	0.4	0.6	0.9	0.3	0.4	0	0.1	0.1

Reactor Coolant System Leakage	1/16	2/16	3/16	4/16	5/16	6/16	7/16	8/16	9/16	10/16	11/16	12/16
Maximum leakage	0.003	0.005	0.005	0	0	0.030	0.004	0.010	0.089	0.042	0.030	0.003
Technical specification limit	10.0	10.0	10.0	10.0	10.0	10.0	10.0	10.0	10.0	10.0	10.0	10.0
Indicator value	0	0.1	0.1	0	0	0.3	0	0.1	0.9	0.4	0.3	0

Licensee Comments:

3/16: February data corrected from 0.058 to 0.005

Drill/Exercise Performance



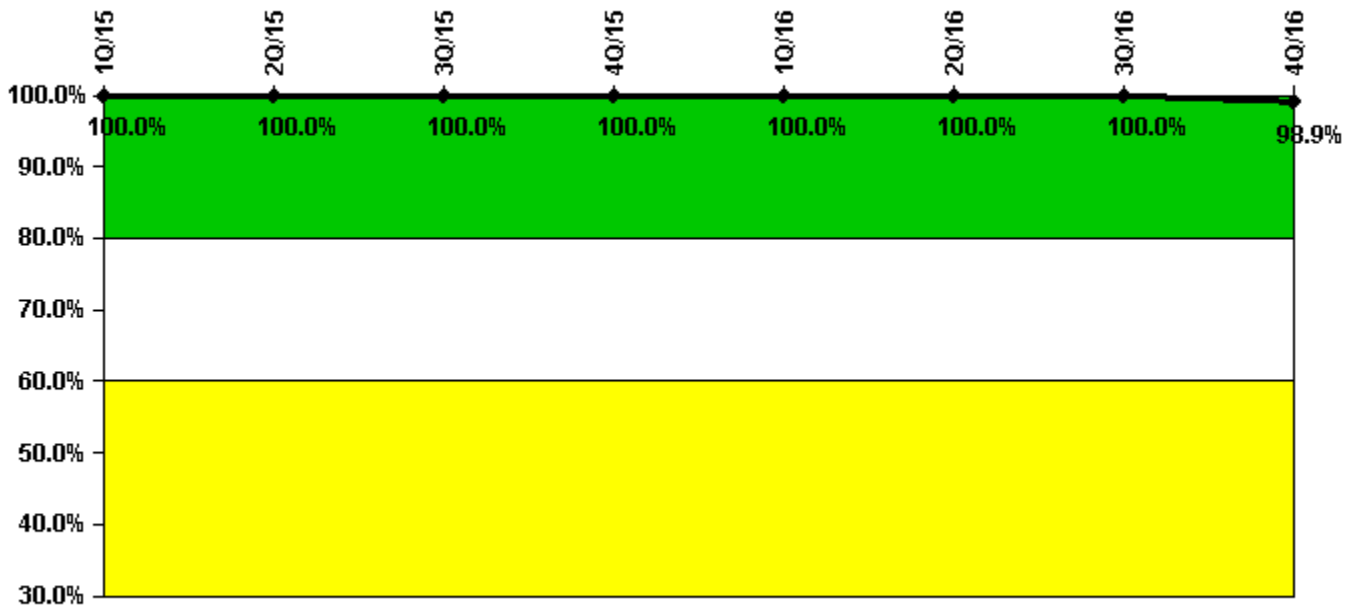
Thresholds: White < 90.0% Yellow < 70.0%

Notes

Drill/Exercise Performance	1Q/15	2Q/15	3Q/15	4Q/15	1Q/16	2Q/16	3Q/16	4Q/16
Successful opportunities	31.0	31.0	20.0	24.0	17.0	17.0	25.0	24.0
Total opportunities	33.0	31.0	22.0	25.0	18.0	17.0	27.0	24.0
Indicator value	97.9%	98.3%	97.9%	97.9%	97.3%	96.9%	96.0%	95.9%

Licensee Comments: none

ERO Drill Participation



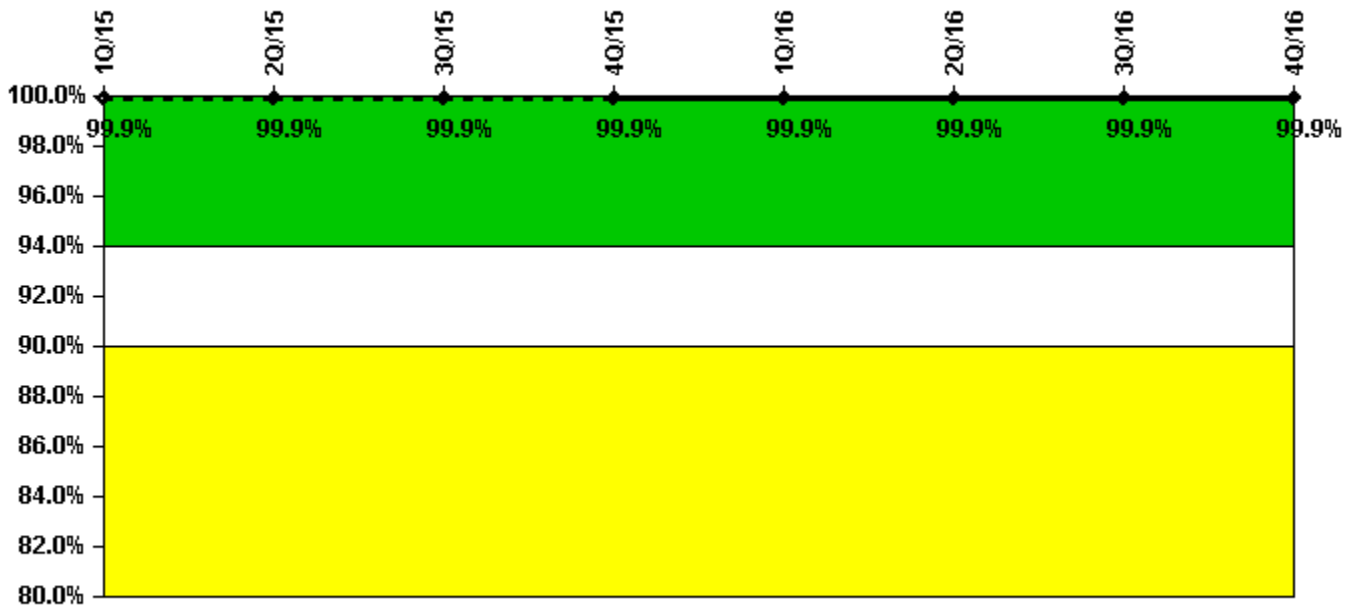
Thresholds: White < 80.0% Yellow < 60.0%

Notes

ERO Drill Participation	1Q/15	2Q/15	3Q/15	4Q/15	1Q/16	2Q/16	3Q/16	4Q/16
Participating Key personnel	94.0	79.0	76.0	76.0	83.0	83.0	79.0	86.0
Total Key personnel	94.0	79.0	76.0	76.0	83.0	83.0	79.0	87.0
Indicator value	100.0%	100.0%	100.0%	100.0%	100.0%	100.0%	100.0%	98.9%

Licensee Comments: none

Alert & Notification System



Thresholds: White < 94.0% Yellow < 90.0%

Notes

Alert & Notification System	1Q/15	2Q/15	3Q/15	4Q/15	1Q/16	2Q/16	3Q/16	4Q/16
Successful siren-tests	630	720	719	629	630	629	720	629
Total sirens-tests	630	720	720	630	630	630	720	630
Indicator value	99.9%	99.9%	99.9%	99.9%	99.9%	99.9%	99.9%	99.9%

Licensee Comments: none

Occupational Exposure Control Effectiveness



Thresholds: White > 2.0 Yellow > 5.0

Notes

Occupational Exposure Control Effectiveness	1Q/15	2Q/15	3Q/15	4Q/15	1Q/16	2Q/16	3Q/16	4Q/16
High radiation area occurrences	0	0	0	0	0	0	0	0
Very high radiation area occurrences	0	0	0	0	0	0	0	0
Unintended exposure occurrences	0	0	0	0	0	0	0	0
Indicator value	0	0	0	0	0	0	0	0

Licensee Comments: none

RETS/ODCM Radiological Effluent



Thresholds: White > 1.0 Yellow > 3.0

Notes

RETS/ODCM Radiological Effluent	1Q/15	2Q/15	3Q/15	4Q/15	1Q/16	2Q/16	3Q/16	4Q/16
RETS/ODCM occurrences	0	0	0	0	0	0	0	0
Indicator value	0	0	0	0	0	0	0	0

Licensee Comments: none

Although the Security Cornerstone is included in the Reactor Oversight Process assessment program, the Commission has decided that specific information related to findings and performance indicators pertaining to the Security Cornerstone will not be publicly available to ensure that security information is not provided to a possible adversary. Other than the fact that a finding or performance indicator is Green or Greater-Than-Green, security related information will not be displayed on the public web page.

▲ [Action Matrix Summary](#) | [Inspection Findings Summary](#) | [PI Summary](#) | [Reactor Oversight Process](#)

Last Modified: January 24, 2017