

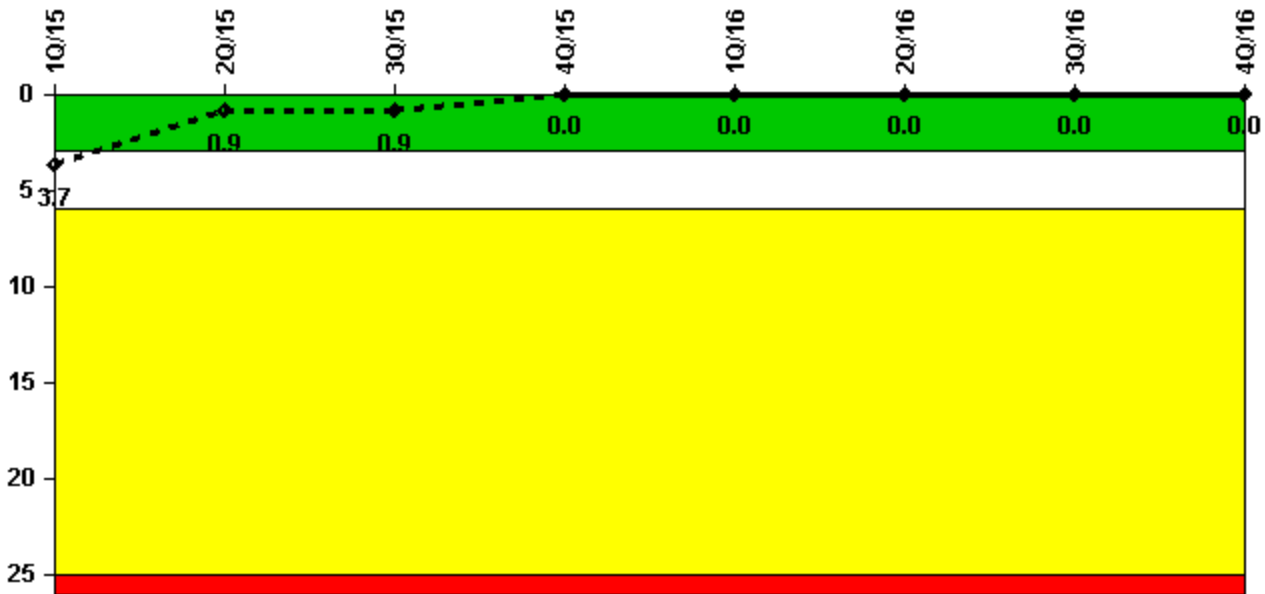
Salem 1

4Q/2016 Performance Indicators

The solid trend line represents the current reporting period.

Licensee's General Comments: none

Unplanned Scrams per 7000 Critical Hrs



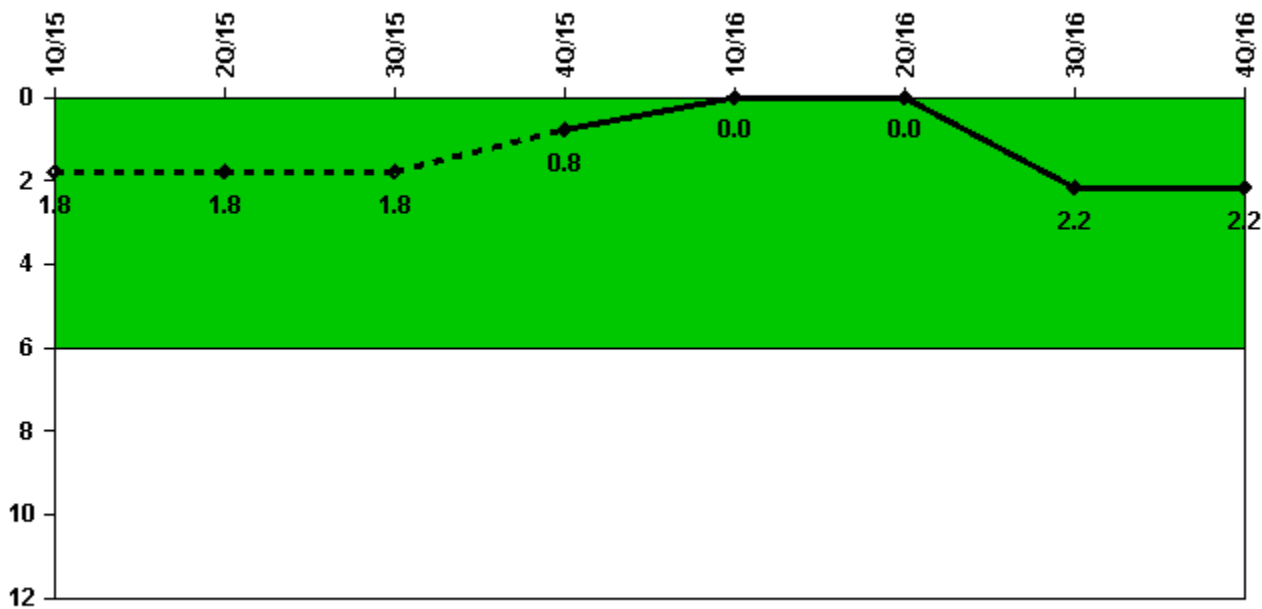
Thresholds: White > 3.0 Yellow > 6.0 Red > 25.0

Notes

Unplanned Scrams per 7000 Critical Hrs	1Q/15	2Q/15	3Q/15	4Q/15	1Q/16	2Q/16	3Q/16	4Q/16
Unplanned scrams	0	0	0	0	0	0	0	0
Critical hours	2006.4	2184.0	2208.0	2209.0	2183.0	332.0	1531.6	2209.0
Indicator value	3.7	0.9	0.9	0	0	0	0	0

Licensee Comments: none

Unplanned Power Changes per 7000 Critical Hrs



Thresholds: White > 6.0

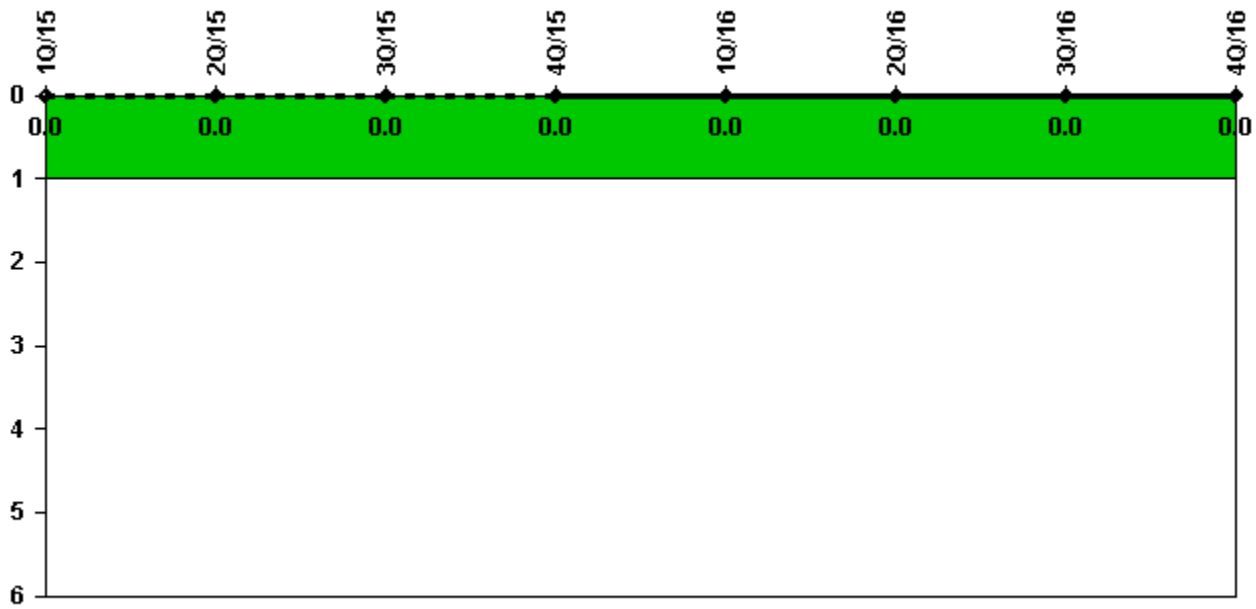
Notes

Unplanned Power Changes per 7000 Critical Hrs	1Q/15	2Q/15	3Q/15	4Q/15	1Q/16	2Q/16	3Q/16	4Q/16
Unplanned power changes	1.0	0	0	0	0	0	2.0	0
Critical hours	2006.4	2184.0	2208.0	2209.0	2183.0	332.0	1531.6	2209.0
Indicator value	1.8	1.8	1.8	0.8	0	0	2.2	2.2

Licensee Comments:

3Q/15: On 9/4/15, NRC issued Emergency License Amendment Request (LAR) No. 310, which removed the pressurizer power operated relief valve position indication from the accident monitoring instrumentation tech specs. Issuance of this emergency LAR eliminated the need to perform a tech spec required shutdown due to a PART 21 issue associated with position indication limit switches.

Unplanned Scrams with Complications



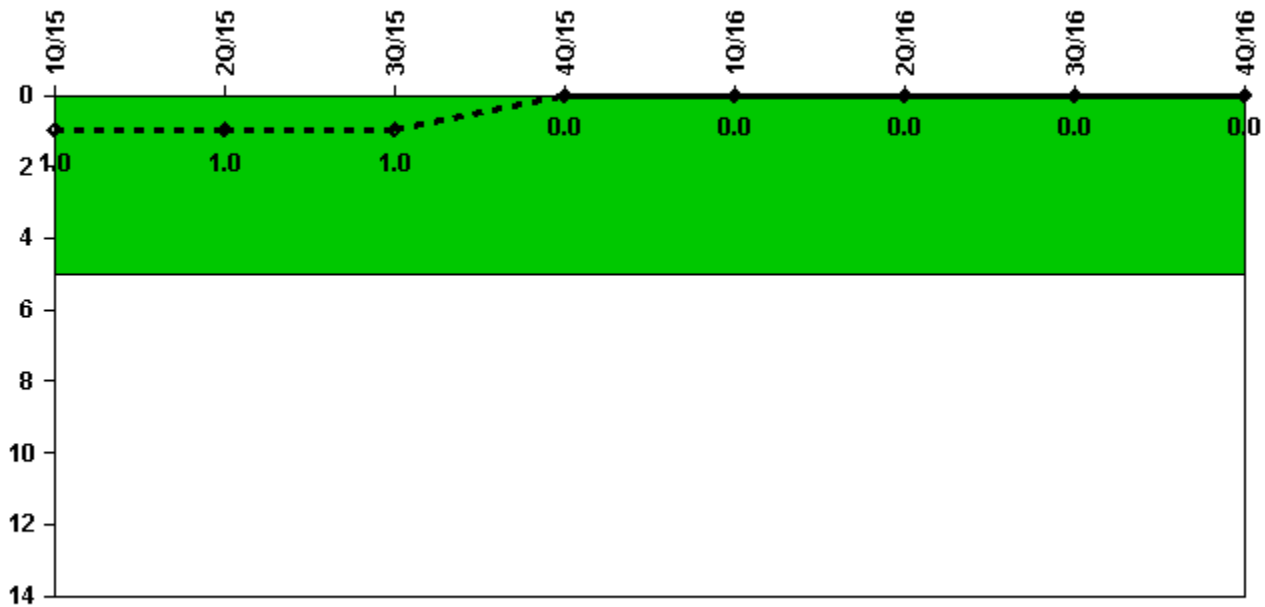
Thresholds: White > 1.0

Notes

Unplanned Scrams with Complications	1Q/15	2Q/15	3Q/15	4Q/15	1Q/16	2Q/16	3Q/16	4Q/16
Scrams with complications	0	0	0	0	0	0	0	0
Indicator value	0.0	0.0	0.0	0.0	0.0	0.0	0.0	0.0

Licensee Comments: none

Safety System Functional Failures (PWR)



Thresholds: White > 5.0

Notes

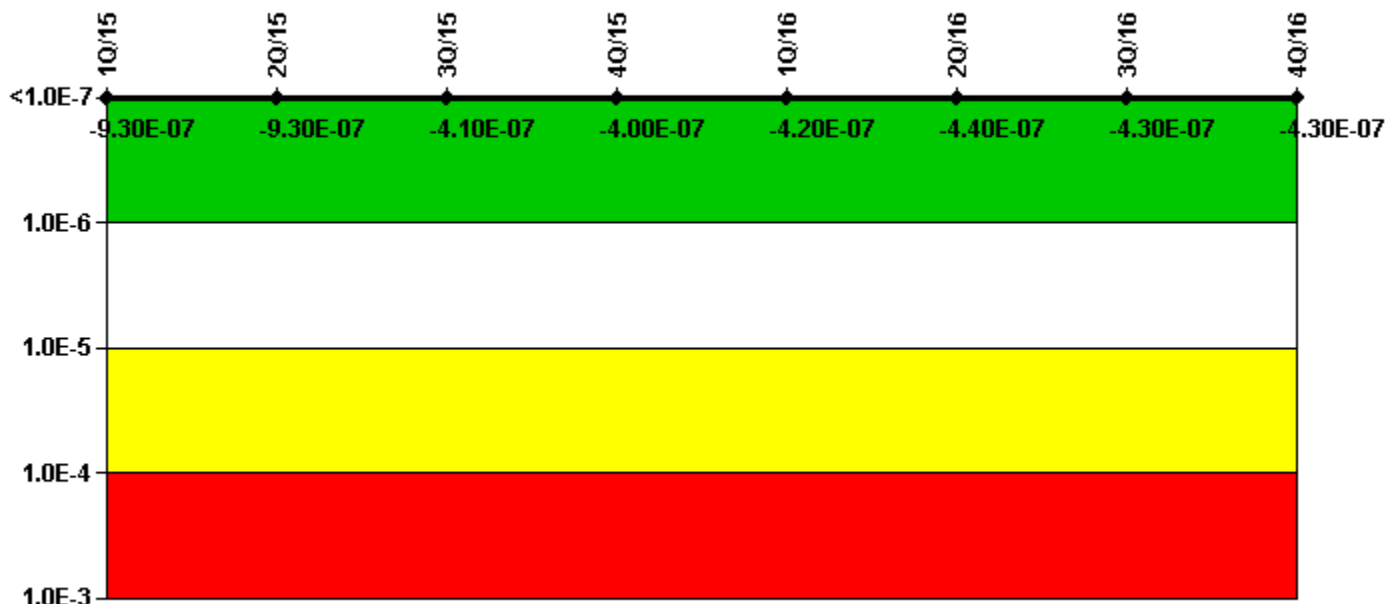
Safety System Functional Failures (PWR)	1Q/15	2Q/15	3Q/15	4Q/15	1Q/16	2Q/16	3Q/16	4Q/16
Safety System Functional Failures	0	0	0	0	0	0	0	0
Indicator value	1	1	1	0	0	0	0	0

Licensee Comments:

3Q/15: LER 272/2015-001-002 - Evaluation determined that a SSFF did not occur, therefore PSEG is removing the 10 CFR 50.73(a)(2)(v)(C) reporting criterion from the LER, and has removed the 1Q15 SSFF from the MS05 Performance Indicator. This change does not cause a change in PI color, which remains green.

1Q/15: LER 272/2015-001

Mitigating Systems Performance Index, Emergency AC Power System



Thresholds: White > 1.00E-6 Yellow > 1.00E-5 Red > 1.00E-4

Notes

Mitigating Systems Performance Index, Emergency AC Power System	1Q/15	2Q/15	3Q/15	4Q/15	1Q/16	2Q/16	3Q/16	4Q/16
UAI (Δ CDF)	-1.66E-07	-1.66E-07	-1.42E-07	-1.42E-07	-1.42E-07	-1.41E-07	-1.40E-07	-1.40E-07
URI (Δ CDF)	-7.65E-07	-7.60E-07	-2.65E-07	-2.63E-07	-2.76E-07	-2.96E-07	-2.93E-07	-2.94E-07
PLE	NO	NO	NO	NO	NO	NO	NO	NO
Indicator value	-9.30E-07	-9.30E-07	-4.10E-07	-4.00E-07	-4.20E-07	-4.40E-07	-4.30E-07	-4.30E-07

Licensee Comments:

4Q/16: Risk Cap Invoked.

3Q/16: Risk Cap Invoked.

2Q/16: Risk Cap Invoked.

1Q/16: Risk Cap Invoked.

4Q/15: Risk Cap Invoked.

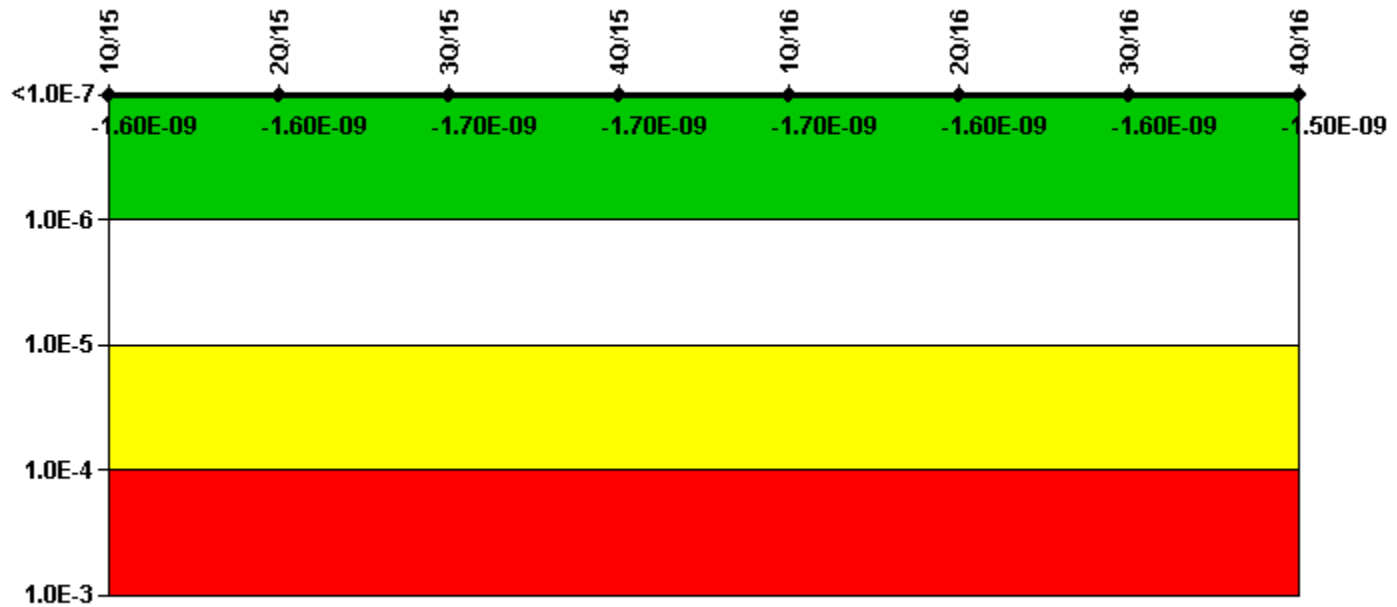
3Q/15: Risk Cap Invoked.

2Q/15: 2Q12 Through 4Q14 data was revised due to an error in the demand and run time calculations. Following the changes, this PI remained green during all time periods, however the risk cap was invoked from 2Q12

through 3Q13.

1Q/15: Changed PRA Parameter(s). Revised MSPI basis data due to incorrect accounting of post maintenance testing

Mitigating Systems Performance Index, High Pressure Injection System



Thresholds: White > 1.00E-6 Yellow > 1.00E-5 Red > 1.00E-4

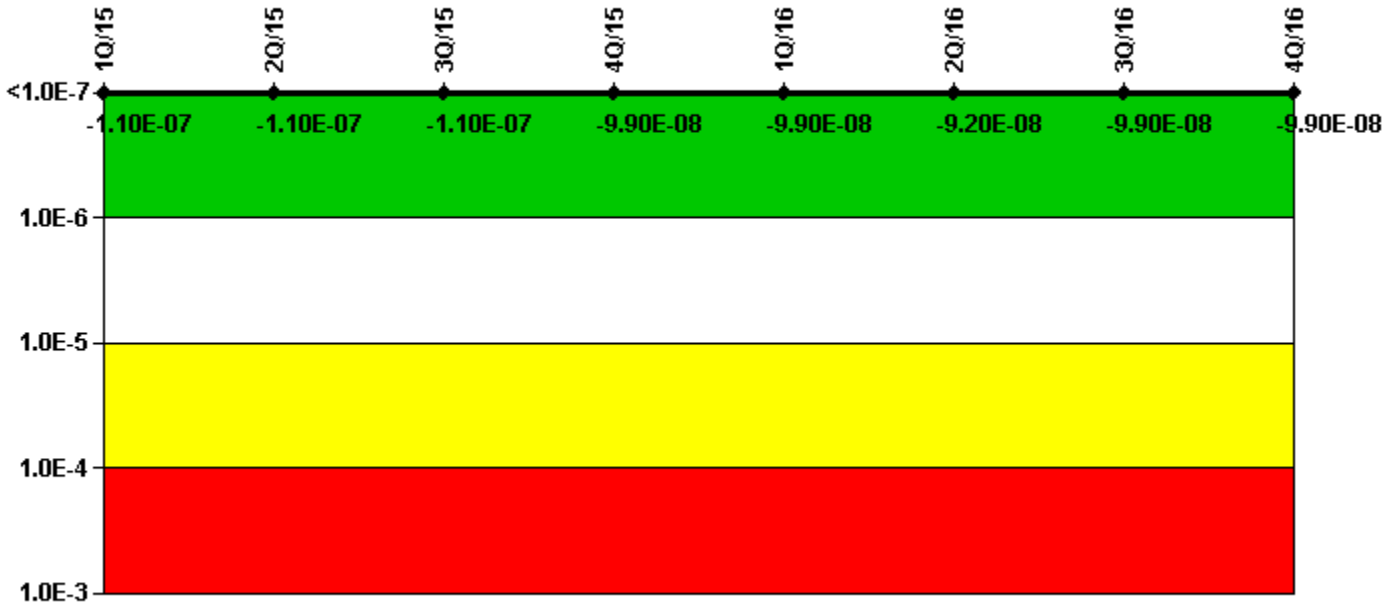
Notes

Mitigating Systems Performance Index, High Pressure Injection System	1Q/15	2Q/15	3Q/15	4Q/15	1Q/16	2Q/16	3Q/16	4Q/16
UAI (Δ CDF)	-2.96E-10	-3.00E-10	-4.19E-10	-4.20E-10	-4.30E-10	-4.14E-10	-4.03E-10	-3.56E-10
URI (Δ CDF)	-1.32E-09	-1.30E-09	-1.29E-09	-1.28E-09	-1.25E-09	-1.22E-09	-1.19E-09	-1.14E-09
PLE	NO	NO	NO	NO	NO	NO	NO	NO
Indicator value	-1.60E-09	-1.60E-09	-1.70E-09	-1.70E-09	-1.70E-09	-1.60E-09	-1.60E-09	-1.50E-09

Licensee Comments:

2Q/15: 1Q13 through 4Q14 data was revised due to an error in the demand and run time calculations. This PI remained green during all time periods following the changes,

Mitigating Systems Performance Index, Heat Removal System



Thresholds: White > 1.00E-6 Yellow > 1.00E-5 Red > 1.00E-4

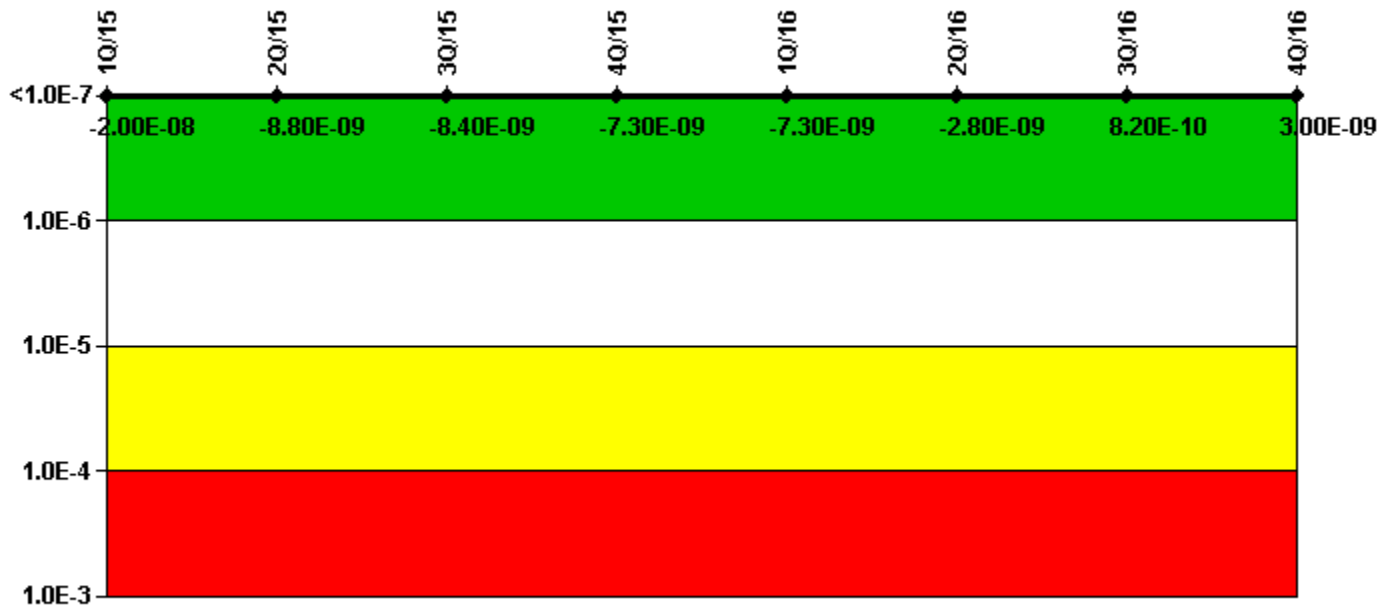
Notes

Mitigating Systems Performance Index, Heat Removal System	1Q/15	2Q/15	3Q/15	4Q/15	1Q/16	2Q/16	3Q/16	4Q/16
UAI (Δ CDF)	-1.72E-08	-1.72E-08	-1.72E-08	-1.72E-08	-1.72E-08	-1.72E-08	-1.72E-08	-1.72E-08
URI (Δ CDF)	-9.59E-08	-9.15E-08	-8.85E-08	-8.18E-08	-8.18E-08	-7.46E-08	-8.19E-08	-8.19E-08
PLE	NO	NO	NO	NO	NO	NO	NO	NO
Indicator value	-1.10E-07	-1.10E-07	-1.10E-07	-9.90E-08	-9.90E-08	-9.20E-08	-9.90E-08	-9.90E-08

Licensee Comments:

2Q/15: 3Q13 through 4Q14 data was revised due to an error in the demand and run time calculations. This PI remained green during all time periods following the changes,

Mitigating Systems Performance Index, Residual Heat Removal System



Thresholds: White > 1.00E-6 Yellow > 1.00E-5 Red > 1.00E-4

Notes

Mitigating Systems Performance Index, Residual Heat Removal System	1Q/15	2Q/15	3Q/15	4Q/15	1Q/16	2Q/16	3Q/16	4Q/16
UAI (Δ CDF)	-1.06E-10	9.12E-09	9.12E-09	1.03E-08	1.02E-08	1.39E-08	1.88E-08	2.11E-08
URI (Δ CDF)	-1.95E-08	-1.79E-08	-1.76E-08	-1.76E-08	-1.76E-08	-1.67E-08	-1.80E-08	-1.81E-08
PLE	NO	NO	NO	NO	NO	NO	NO	NO
Indicator value	-2.00E-08	-8.80E-09	-8.40E-09	-7.30E-09	-7.30E-09	-2.80E-09	8.20E-10	3.00E-09

Licensee Comments:

2Q/15: 2Q14 through 4Q14 data was revised due to an error in the demand and run time calculations. This PI remained green during all time periods following the changes,

Mitigating Systems Performance Index, Cooling Water Systems



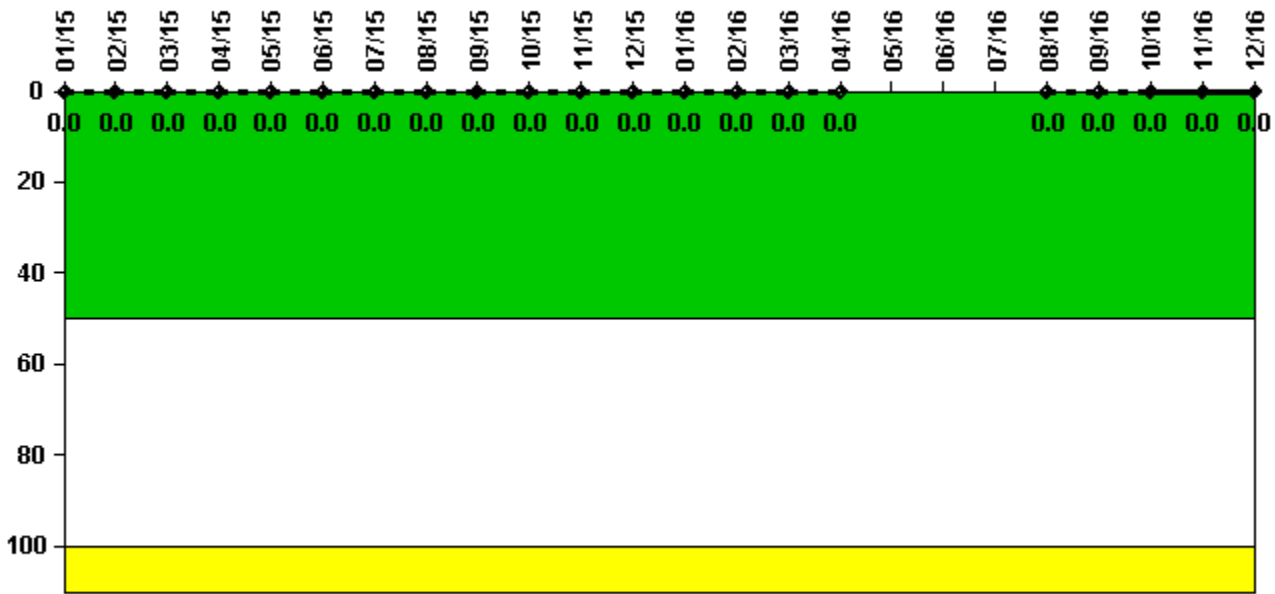
Thresholds: White > 1.00E-6 Yellow > 1.00E-5 Red > 1.00E-4

Notes

Mitigating Systems Performance Index, Cooling Water Systems	1Q/15	2Q/15	3Q/15	4Q/15	1Q/16	2Q/16	3Q/16	4Q/16
UAI (Δ CDF)	2.98E-08	-2.82E-08	-2.81E-08	-2.81E-08	-2.81E-08	-2.81E-08	-2.81E-08	-2.78E-08
URI (Δ CDF)	-3.66E-08	-3.66E-08	-3.66E-08	-3.66E-08	-3.66E-08	-3.66E-08	-3.66E-08	-3.66E-08
PLE	NO	NO	NO	NO	NO	NO	NO	NO
Indicator value	-6.80E-09	-6.50E-08	-6.50E-08	-6.50E-08	-6.50E-08	-6.50E-08	-6.50E-08	-6.40E-08

Licensee Comments: none

Reactor Coolant System Activity



Thresholds: White > 50.0 Yellow > 100.0

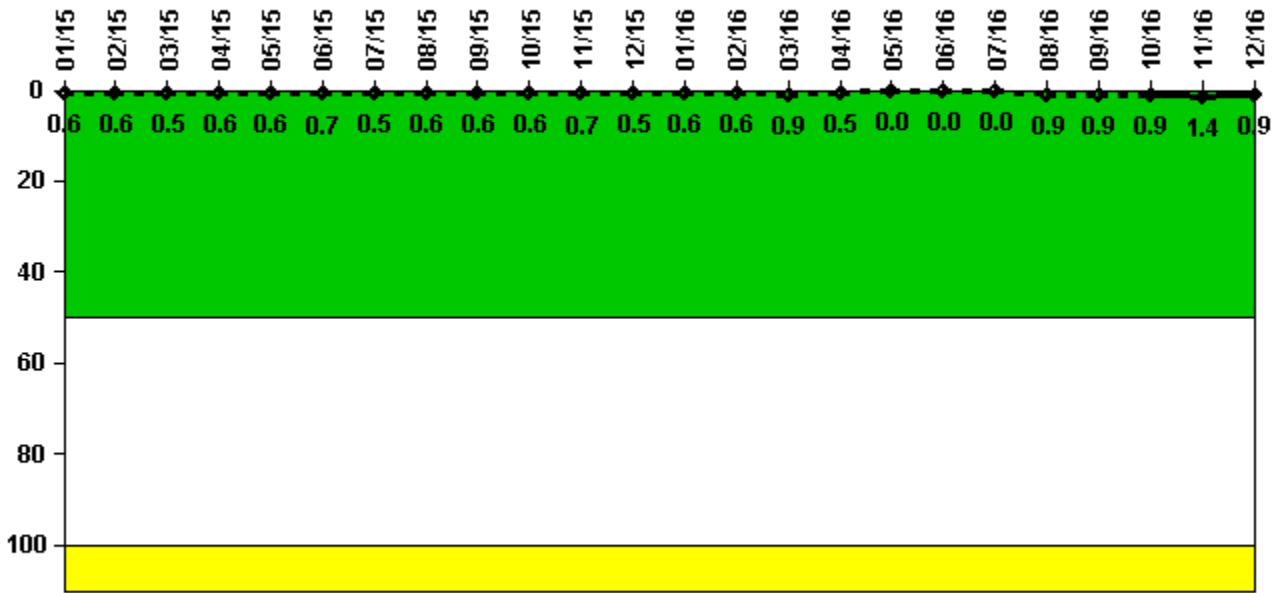
Notes

Reactor Coolant System Activity	1/15	2/15	3/15	4/15	5/15	6/15	7/15	8/15	9/15	10/15	11/15	12/15
Maximum activity	0.000072	0.000065	0.000062	0.000069	0.000135	0.000074	0.000216	0.000077	0.000084	0.000101	0.000148	0.000102
Technical specification limit	1.0	1.0	1.0	1.0	1.0	1.0	1.0	1.0	1.0	1.0	1.0	1.0
Indicator value	0	0	0	0	0	0	0	0	0	0	0	0
Reactor Coolant System Activity	1/16	2/16	3/16	4/16	5/16	6/16	7/16	8/16	9/16	10/16	11/16	12/16
Maximum activity	0.000187	0.000142	0.000097	0.000183	N/A	N/A	N/A	0.000050	0.000100	0.000046	0.000048	0.000049
Technical specification limit	1.0	1.0	1.0	1.0	1.0	1.0	1.0	1.0	1.0	1.0	1.0	1.0
Indicator value	0	0	0	0	N/A	N/A	N/A	0	0	0	0	0

Licensee Comments:

6/15: Revised 11/2014 RCS activity PI to N/A. Required Steady State conditions did not occur during the month. There was no impact on PI color as a result of this change.

Reactor Coolant System Leakage



Thresholds: White > 50.0 Yellow > 100.0

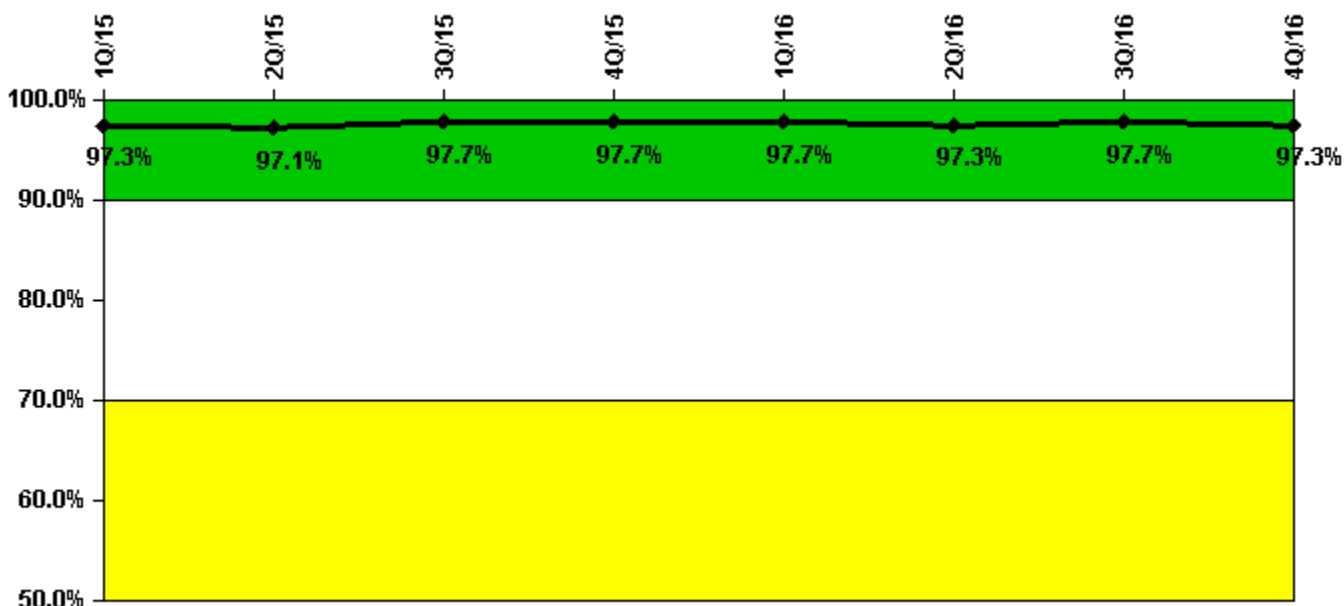
Notes

Reactor Coolant System Leakage	1/15	2/15	3/15	4/15	5/15	6/15	7/15	8/15	9/15	10/15	11/15	12/15
Maximum leakage	0.056	0.058	0.050	0.062	0.057	0.068	0.050	0.057	0.055	0.058	0.071	0.052
Technical specification limit	10.0	10.0	10.0	10.0	10.0	10.0	10.0	10.0	10.0	10.0	10.0	10.0
Indicator value	0.6	0.6	0.5	0.6	0.6	0.7	0.5	0.6	0.6	0.6	0.7	0.5

Reactor Coolant System Leakage	1/16	2/16	3/16	4/16	5/16	6/16	7/16	8/16	9/16	10/16	11/16	12/16
Maximum leakage	0.058	0.055	0.090	0.051	0	0	0	0.088	0.085	0.088	0.144	0.087
Technical specification limit	10.0	10.0	10.0	10.0	10.0	10.0	10.0	10.0	10.0	10.0	10.0	10.0
Indicator value	0.6	0.6	0.9	0.5	0	0	0	0.9	0.9	0.9	1.4	0.9

Licensee Comments: none

Drill/Exercise Performance



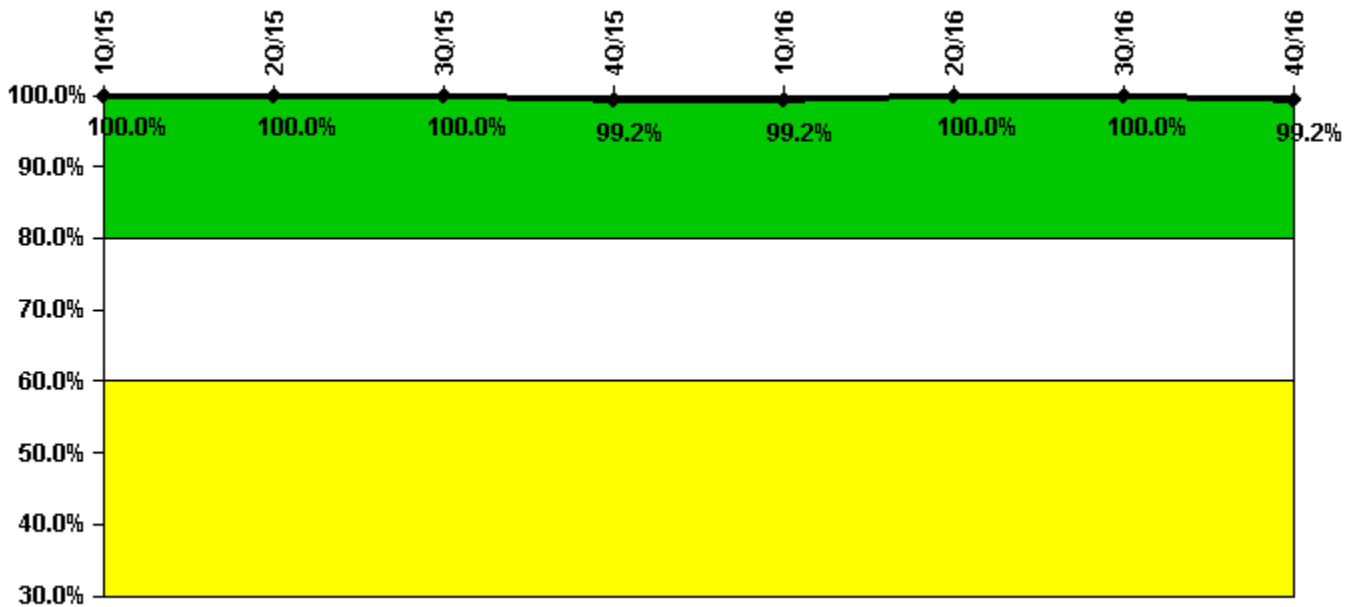
Thresholds: White < 90.0% Yellow < 70.0%

Notes

Drill/Exercise Performance	1Q/15	2Q/15	3Q/15	4Q/15	1Q/16	2Q/16	3Q/16	4Q/16
Successful opportunities	34.0	29.0	41.0	31.0	38.0	34.0	64.0	16.0
Total opportunities	36.0	30.0	41.0	32.0	39.0	36.0	64.0	17.0
Indicator value	97.3%	97.1%	97.7%	97.7%	97.7%	97.3%	97.7%	97.3%

Licensee Comments: none

ERO Drill Participation



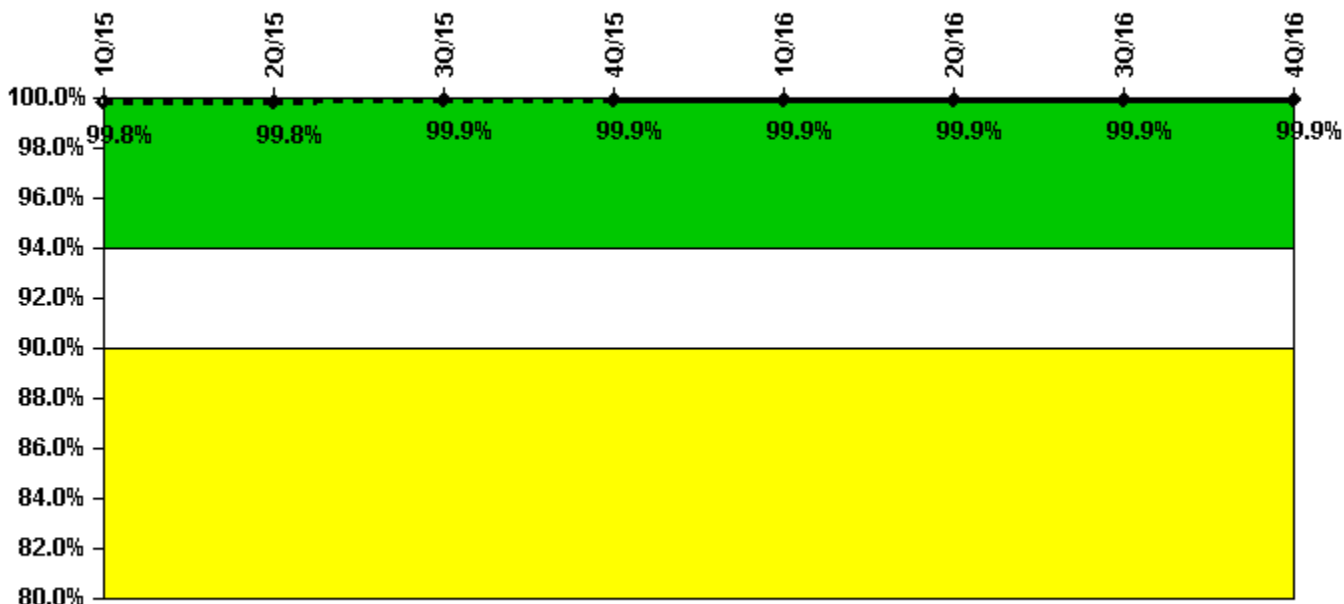
Thresholds: White < 80.0% Yellow < 60.0%

Notes

ERO Drill Participation	1Q/15	2Q/15	3Q/15	4Q/15	1Q/16	2Q/16	3Q/16	4Q/16
Participating Key personnel	116.0	119.0	125.0	119.0	119.0	118.0	126.0	129.0
Total Key personnel	116.0	119.0	125.0	120.0	120.0	118.0	126.0	130.0
Indicator value	100.0%	100.0%	100.0%	99.2%	99.2%	100.0%	100.0%	99.2%

Licensee Comments: none

Alert & Notification System



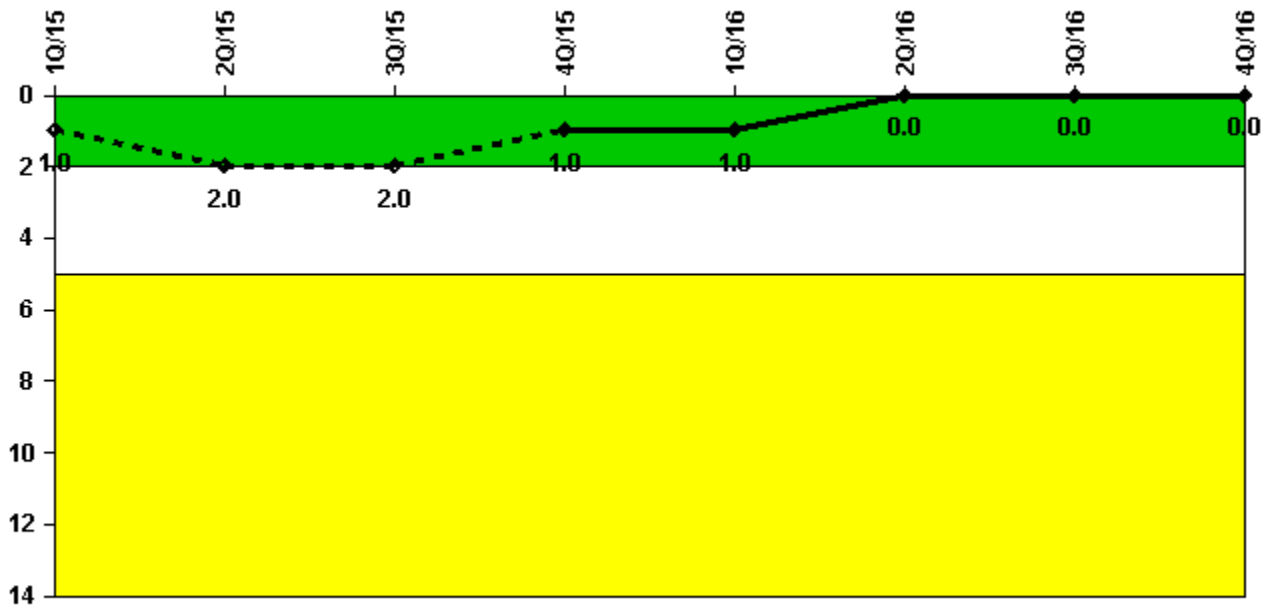
Thresholds: White < 94.0% Yellow < 90.0%

Notes

Alert & Notification System	1Q/15	2Q/15	3Q/15	4Q/15	1Q/16	2Q/16	3Q/16	4Q/16
Successful siren-tests	497	497	496	496	497	497	496	497
Total sirens-tests	497	497	497	497	497	497	497	497
Indicator value	99.8%	99.8%	99.9%	99.9%	99.9%	99.9%	99.9%	99.9%

Licensee Comments: none

Occupational Exposure Control Effectiveness



Thresholds: White > 2.0 Yellow > 5.0

Notes

Occupational Exposure Control Effectiveness	1Q/15	2Q/15	3Q/15	4Q/15	1Q/16	2Q/16	3Q/16	4Q/16
High radiation area occurrences	0	1	0	0	0	0	0	0
Very high radiation area occurrences	0	0	0	0	0	0	0	0
Unintended exposure occurrences	0	0	0	0	0	0	0	0
Indicator value	1	2	2	1	1	0	0	0

Licensee Comments: none

RETS/ODCM Radiological Effluent



Thresholds: White > 1.0 Yellow > 3.0

Notes

RETS/ODCM Radiological Effluent	1Q/15	2Q/15	3Q/15	4Q/15	1Q/16	2Q/16	3Q/16	4Q/16
RETS/ODCM occurrences	0	0	0	0	0	0	0	0
Indicator value	0	0	0	0	0	0	0	0

Licensee Comments: none

Although the Security Cornerstone is included in the Reactor Oversight Process assessment program, the Commission has decided that specific information related to findings and performance indicators pertaining to the Security Cornerstone will not be publicly available to ensure that security information is not provided to a possible adversary. Other than the fact that a finding or performance indicator is Green or Greater-Than-Green, security related information will not be displayed on the public web page.

▲ [Action Matrix Summary](#) | [Inspection Findings Summary](#) | [PI Summary](#) | [Reactor Oversight Process](#)

Last Modified: January 24, 2017