

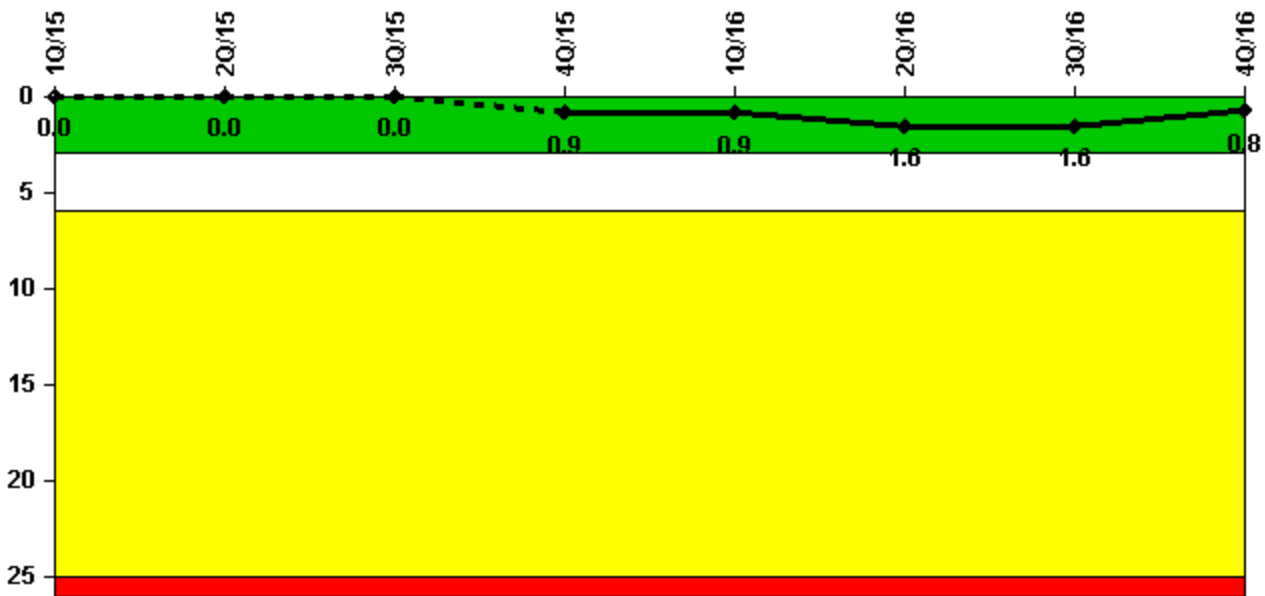
Limerick 2

4Q/2016 Performance Indicators

The solid trend line represents the current reporting period.

Licensee's General Comments: none

Unplanned Scrams per 7000 Critical Hrs



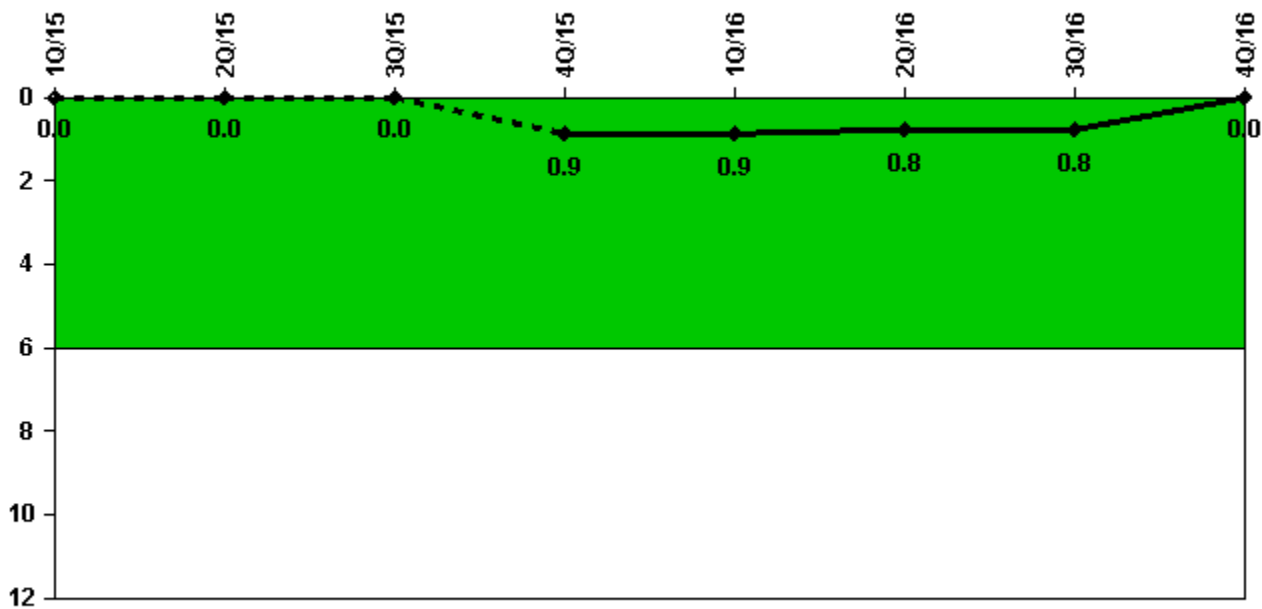
Thresholds: White > 3.0 Yellow > 6.0 Red > 25.0

Notes

Unplanned Scrams per 7000 Critical Hrs	1Q/15	2Q/15	3Q/15	4Q/15	1Q/16	2Q/16	3Q/16	4Q/16
Unplanned scrams	0	0	0	1.0	0	1.0	0	0
Critical hours	2159.0	1649.2	2208.0	2059.6	2183.0	2156.0	2208.0	2209.0
Indicator value	0	0	0	0.9	0.9	1.6	1.6	0.8

Licensee Comments: none

Unplanned Power Changes per 7000 Critical Hrs



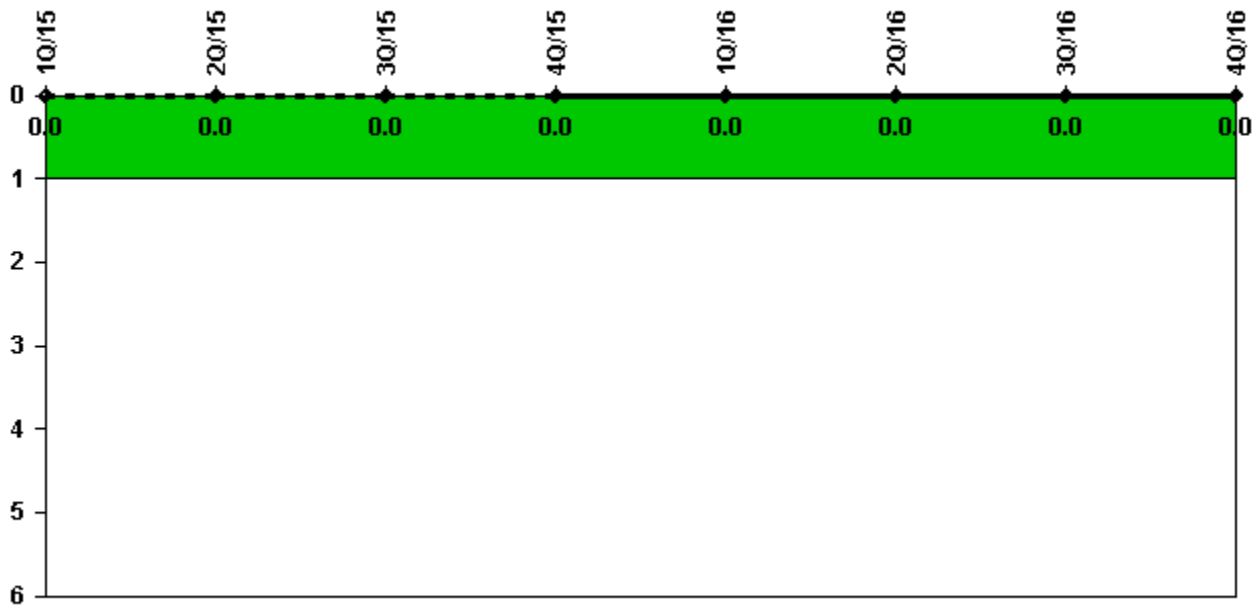
Thresholds: White > 6.0

Notes

Unplanned Power Changes per 7000 Critical Hrs	1Q/15	2Q/15	3Q/15	4Q/15	1Q/16	2Q/16	3Q/16	4Q/16
Unplanned power changes	0	0	0	1.0	0	0	0	0
Critical hours	2159.0	1649.2	2208.0	2059.6	2183.0	2156.0	2208.0	2209.0
Indicator value	0	0	0	0.9	0.9	0.8	0.8	0

Licensee Comments: none

Unplanned Scrams with Complications



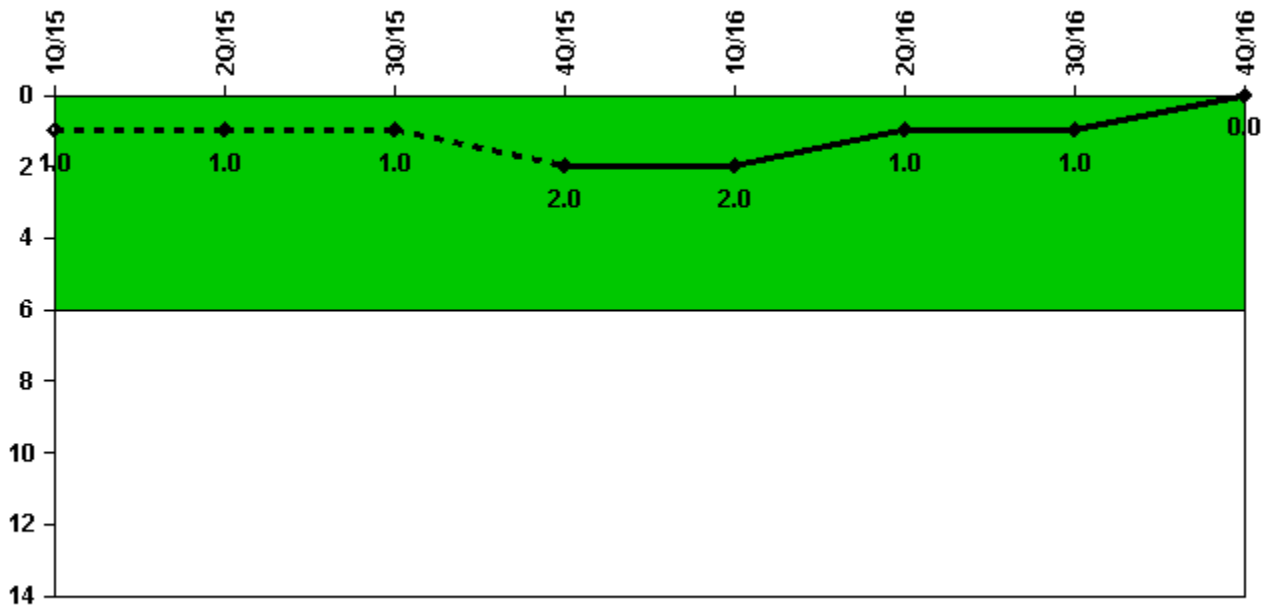
Thresholds: White > 1.0

Notes

Unplanned Scrams with Complications	1Q/15	2Q/15	3Q/15	4Q/15	1Q/16	2Q/16	3Q/16	4Q/16
Scrams with complications	0	0	0	0	0	0	0	0
Indicator value	0.0	0.0	0.0	0.0	0.0	0.0	0.0	0.0

Licensee Comments: none

Safety System Functional Failures (BWR)



Thresholds: White > 6.0

Notes

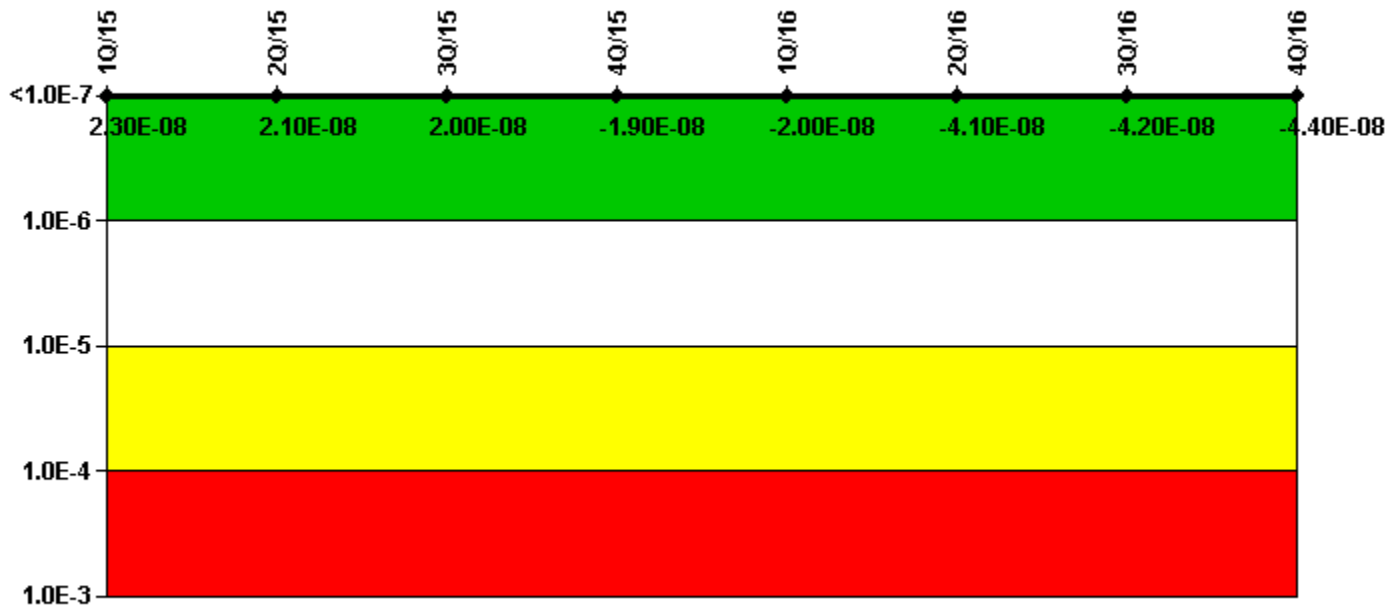
Safety System Functional Failures (BWR)	1Q/15	2Q/15	3Q/15	4Q/15	1Q/16	2Q/16	3Q/16	4Q/16
Safety System Functional Failures	0	1	0	1	0	0	0	0
Indicator value	1	1	1	2	2	1	1	0

Licensee Comments:

4Q/15: 1/21/16-LER 2015-005-00 was submitted on November 2, 2015 due to a Division 4 high steam flow isolation actuation failure on the HPCI system which rendered HPCI inoperable. No color threshold change resulted from this event.

2Q/15: LER 2015-001-00 was submitted on June 4, 2015 due to a small electrical fire in one compartment of a 250 VDC MCC which rendered HPCI inoperable. The fire was extinguished within 8 minutes. No color threshold resulted from this event.

Mitigating Systems Performance Index, Emergency AC Power System



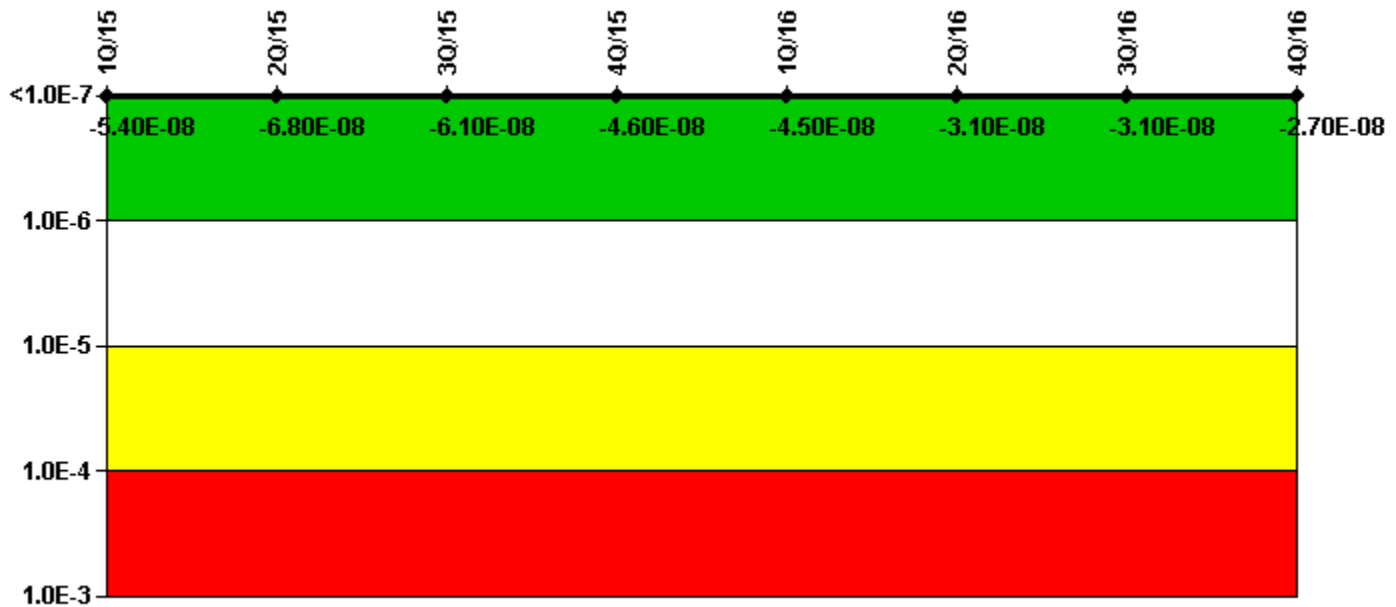
Thresholds: White > 1.00E-6 Yellow > 1.00E-5 Red > 1.00E-4

Notes

Mitigating Systems Performance Index, Emergency AC Power System	1Q/15	2Q/15	3Q/15	4Q/15	1Q/16	2Q/16	3Q/16	4Q/16
UAI (Δ CDF)	2.12E-09	2.44E-09	2.50E-09	4.11E-09	3.45E-09	3.20E-09	2.66E-09	1.44E-09
URI (Δ CDF)	2.10E-08	1.87E-08	1.73E-08	-2.26E-08	-2.35E-08	-4.46E-08	-4.46E-08	-4.52E-08
PLE	NO	NO	NO	NO	NO	NO	NO	NO
Indicator value	2.30E-08	2.10E-08	2.00E-08	-1.90E-08	-2.00E-08	-4.10E-08	-4.20E-08	-4.40E-08

Licensee Comments: none

Mitigating Systems Performance Index, High Pressure Injection System



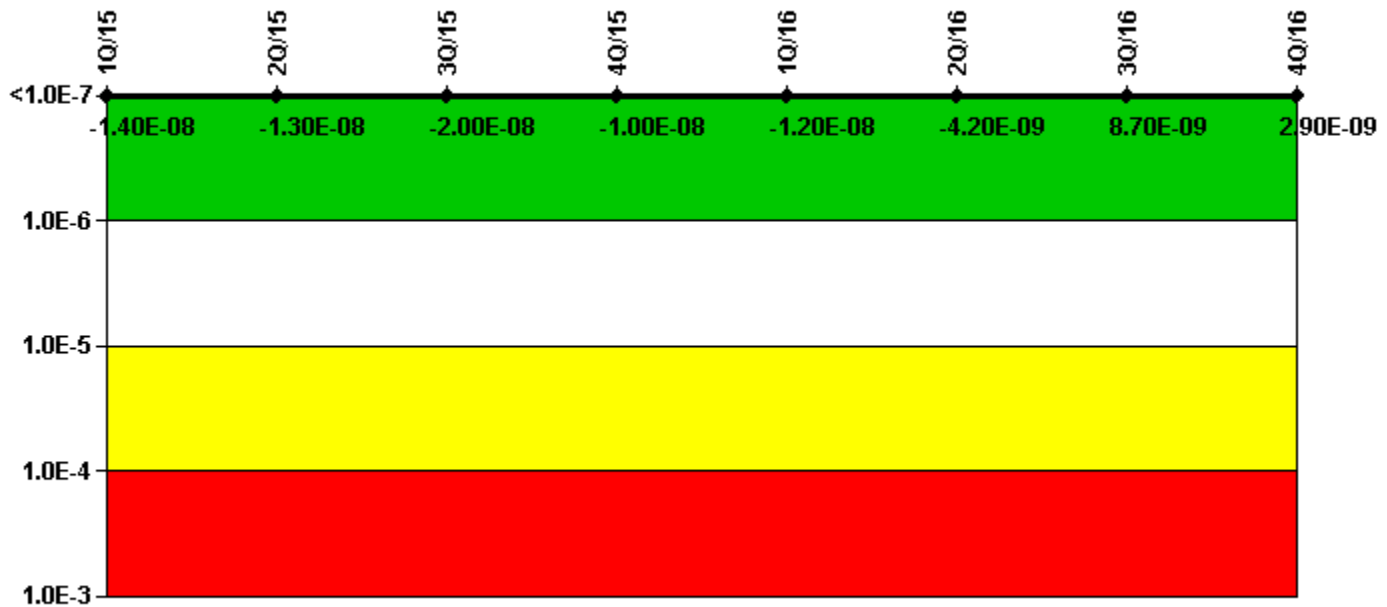
Thresholds: White > 1.00E-6 Yellow > 1.00E-5 Red > 1.00E-4

Notes

Mitigating Systems Performance Index, High Pressure Injection System	1Q/15	2Q/15	3Q/15	4Q/15	1Q/16	2Q/16	3Q/16	4Q/16
UAI (Δ CDF)	-3.48E-09	-1.77E-08	-1.09E-08	4.69E-09	5.08E-09	1.91E-08	1.92E-08	2.36E-08
URI (Δ CDF)	-5.03E-08	-5.03E-08	-5.03E-08	-5.03E-08	-5.03E-08	-5.03E-08	-5.03E-08	-5.03E-08
PLE	NO	NO	NO	NO	NO	NO	NO	NO
Indicator value	-5.40E-08	-6.80E-08	-6.10E-08	-4.60E-08	-4.50E-08	-3.10E-08	-3.10E-08	-2.70E-08

Licensee Comments: none

Mitigating Systems Performance Index, Heat Removal System



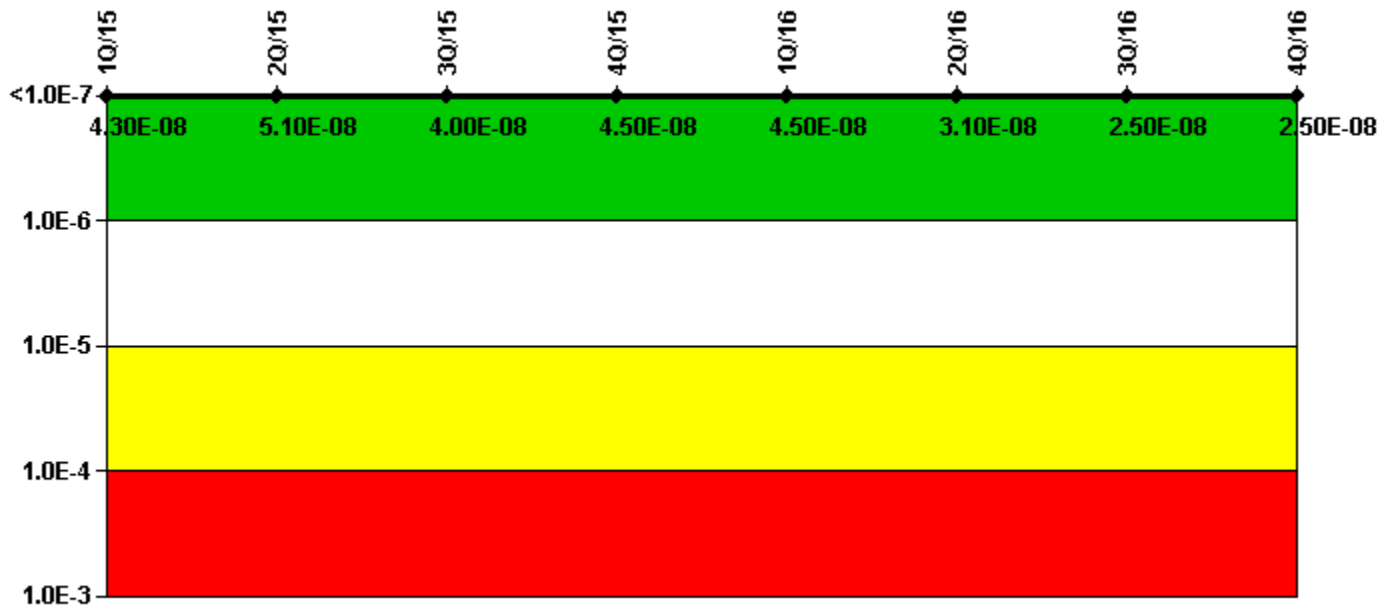
Thresholds: White > 1.00E-6 Yellow > 1.00E-5 Red > 1.00E-4

Notes

Mitigating Systems Performance Index, Heat Removal System	1Q/15	2Q/15	3Q/15	4Q/15	1Q/16	2Q/16	3Q/16	4Q/16
UAI (Δ CDF)	6.17E-09	6.49E-09	5.40E-11	9.55E-09	7.54E-09	1.55E-08	2.84E-08	2.26E-08
URI (Δ CDF)	-1.97E-08	-1.97E-08	-1.97E-08	-1.97E-08	-1.97E-08	-1.97E-08	-1.97E-08	-1.97E-08
PLE	NO	NO	NO	NO	NO	NO	NO	NO
Indicator value	-1.40E-08	-1.30E-08	-2.00E-08	-1.00E-08	-1.20E-08	-4.20E-09	8.70E-09	2.90E-09

Licensee Comments: none

Mitigating Systems Performance Index, Residual Heat Removal System



Thresholds: White > 1.00E-6 Yellow > 1.00E-5 Red > 1.00E-4

Notes

Mitigating Systems Performance Index, Residual Heat Removal System	1Q/15	2Q/15	3Q/15	4Q/15	1Q/16	2Q/16	3Q/16	4Q/16
UAI (Δ CDF)	5.42E-08	6.32E-08	5.17E-08	5.68E-08	5.69E-08	4.11E-08	3.53E-08	3.53E-08
URI (Δ CDF)	-1.10E-08	-1.18E-08	-1.17E-08	-1.19E-08	-1.16E-08	-1.01E-08	-1.00E-08	-9.95E-09
PLE	NO	NO	NO	NO	NO	NO	NO	NO
Indicator value	4.30E-08	5.10E-08	4.00E-08	4.50E-08	4.50E-08	3.10E-08	2.50E-08	2.50E-08

Licensee Comments: none

Mitigating Systems Performance Index, Cooling Water Systems



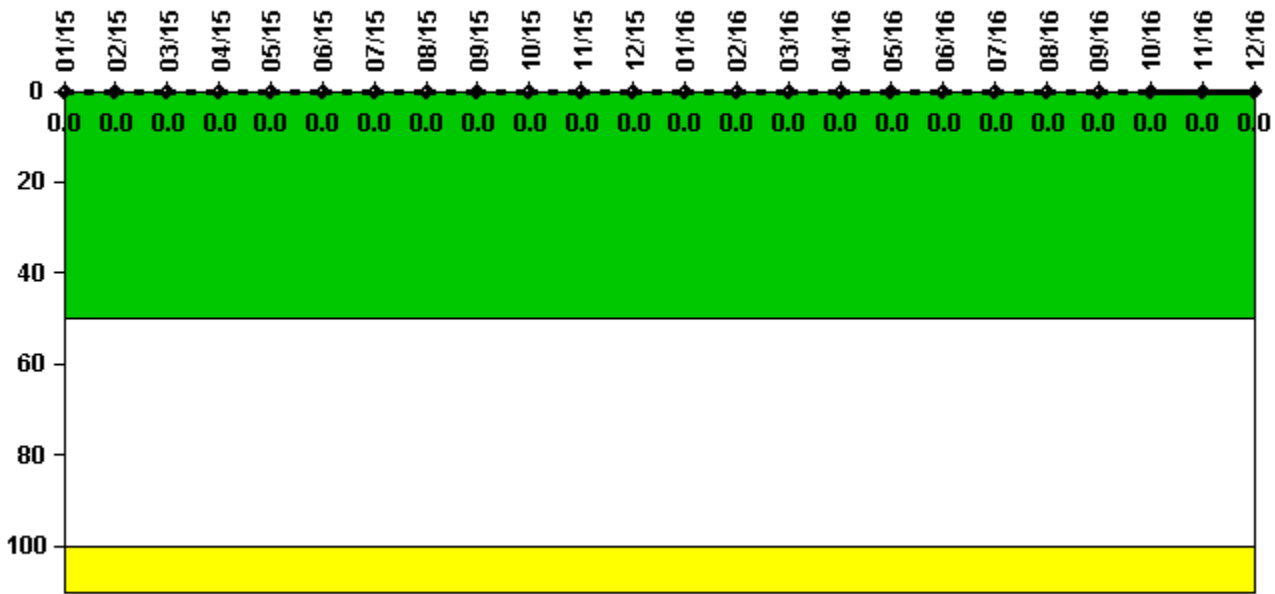
Thresholds: White > 1.00E-6 Yellow > 1.00E-5 Red > 1.00E-4

Notes

Mitigating Systems Performance Index, Cooling Water Systems	1Q/15	2Q/15	3Q/15	4Q/15	1Q/16	2Q/16	3Q/16	4Q/16
UAI (Δ CDF)	4.21E-08	4.15E-08	3.99E-08	3.70E-08	3.02E-08	2.90E-08	3.55E-08	3.63E-08
URI (Δ CDF)	-7.22E-08	-7.24E-08	-7.27E-08	-7.24E-08	-7.50E-08	-7.41E-08	-7.52E-08	-7.58E-08
PLE	NO	NO	NO	NO	NO	NO	NO	NO
Indicator value	-3.00E-08	-3.10E-08	-3.30E-08	-3.50E-08	-4.50E-08	-4.50E-08	-4.00E-08	-4.00E-08

Licensee Comments: none

Reactor Coolant System Activity



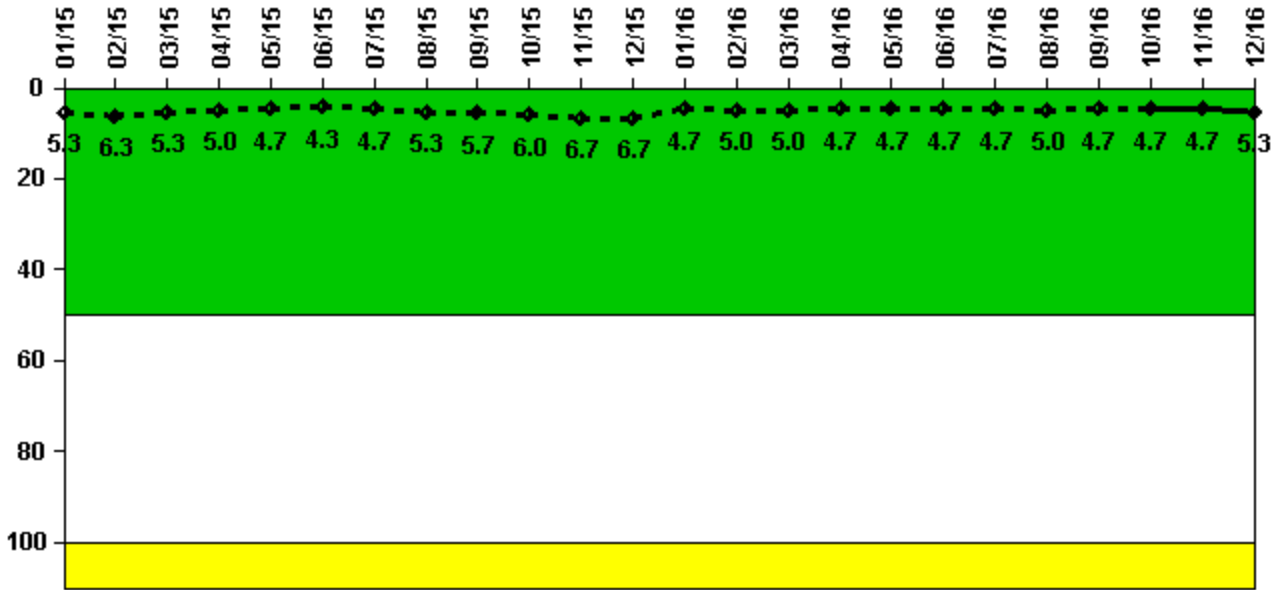
Thresholds: White > 50.0 Yellow > 100.0

Notes

Reactor Coolant System Activity	1/15	2/15	3/15	4/15	5/15	6/15	7/15	8/15	9/15	10/15	11/15	12/15
Maximum activity	0.000007	0.000009	0.000008	0.000006	0.000005	0.000005	0.000007	0.000005	0.000006	0.000009	0.000008	0.000008
Technical specification limit	0.2	0.2	0.2	0.2	0.2	0.2	0.2	0.2	0.2	0.2	0.2	0.2
Indicator value	0	0	0	0	0	0	0	0	0	0	0	0
Reactor Coolant System Activity	1/16	2/16	3/16	4/16	5/16	6/16	7/16	8/16	9/16	10/16	11/16	12/16
Maximum activity	0.000007	0.000007	0.000008	0.000008	0.000008	0.000009	0.000010	0.000009	0.000011	0.000010	0.000010	0.000009
Technical specification limit	0.2	0.2	0.2	0.2	0.2	0.2	0.2	0.2	0.2	0.2	0.2	0.2
Indicator value	0	0	0	0	0	0	0	0	0	0	0	0

Licensee Comments: none

Reactor Coolant System Leakage



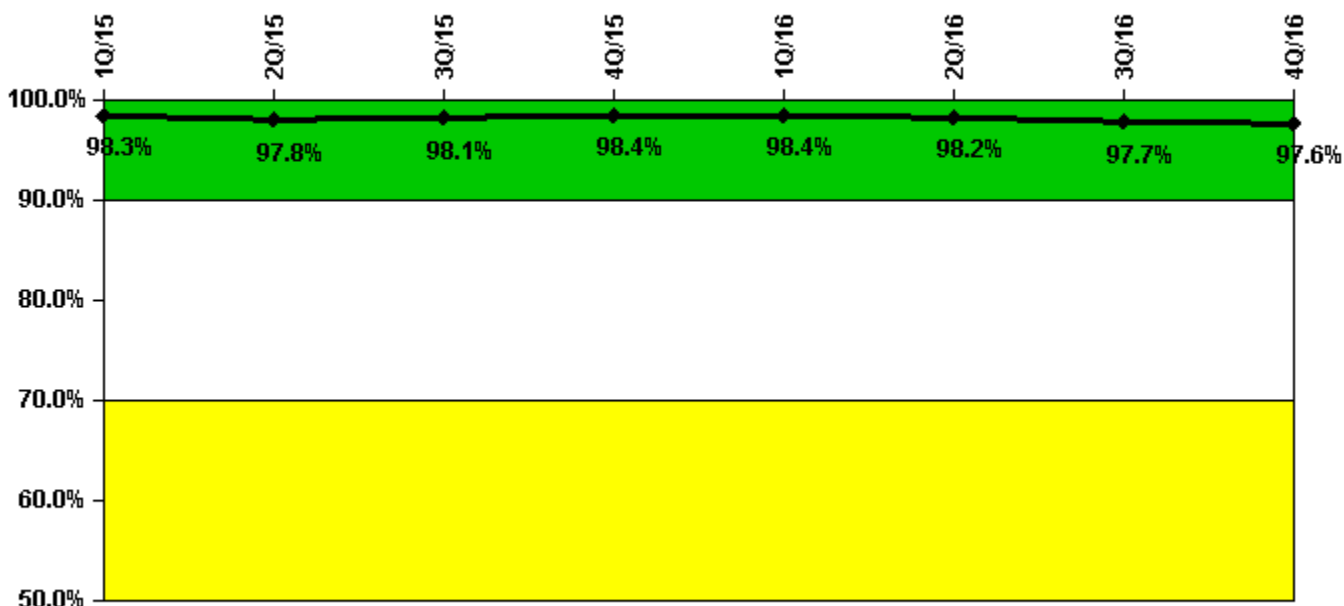
Thresholds: White > 50.0 Yellow > 100.0

Notes

Reactor Coolant System Leakage	1/15	2/15	3/15	4/15	5/15	6/15	7/15	8/15	9/15	10/15	11/15	12/15
Maximum leakage	1.600	1.900	1.600	1.500	1.400	1.300	1.400	1.600	1.700	1.800	2.000	2.000
Technical specification limit	30.0	30.0	30.0	30.0	30.0	30.0	30.0	30.0	30.0	30.0	30.0	30.0
Indicator value	5.3	6.3	5.3	5.0	4.7	4.3	4.7	5.3	5.7	6.0	6.7	6.7
Reactor Coolant System Leakage	1/16	2/16	3/16	4/16	5/16	6/16	7/16	8/16	9/16	10/16	11/16	12/16
Maximum leakage	1.400	1.500	1.500	1.400	1.400	1.400	1.400	1.500	1.400	1.400	1.400	1.600
Technical specification limit	30.0	30.0	30.0	30.0	30.0	30.0	30.0	30.0	30.0	30.0	30.0	30.0
Indicator value	4.7	5.0	5.0	4.7	4.7	4.7	4.7	5.0	4.7	4.7	4.7	5.3

Licensee Comments: none

Drill/Exercise Performance



Thresholds: White < 90.0% Yellow < 70.0%

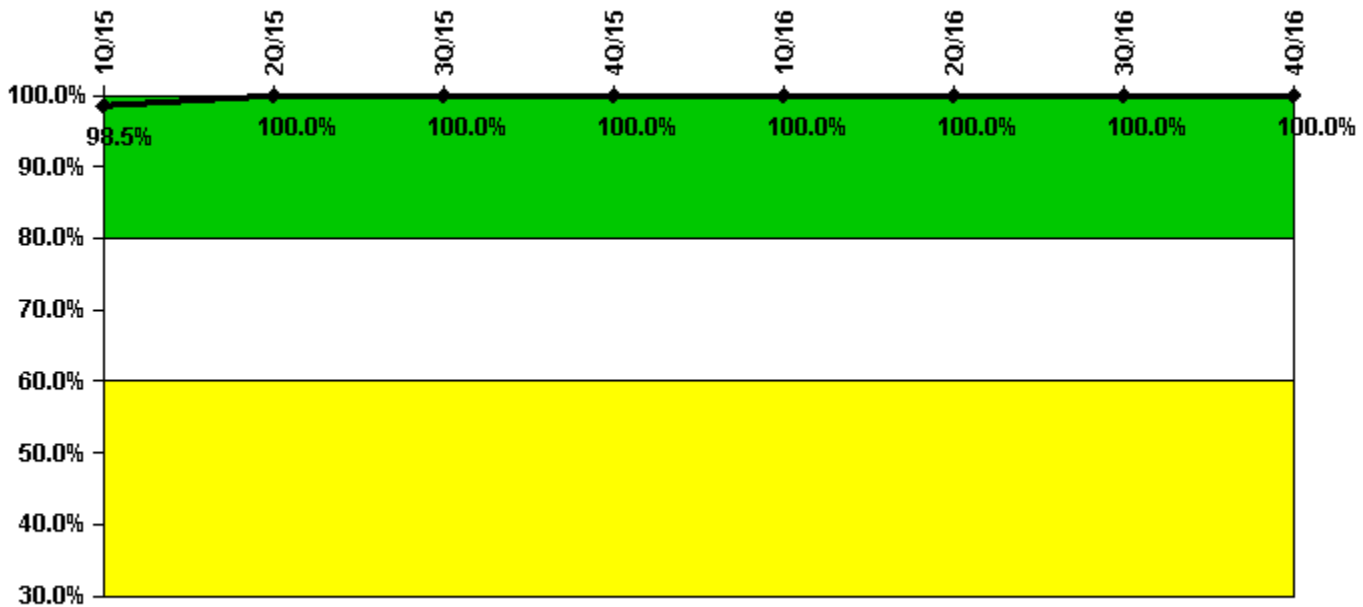
Notes

Drill/Exercise Performance	1Q/15	2Q/15	3Q/15	4Q/15	1Q/16	2Q/16	3Q/16	4Q/16
Successful opportunities	27.0	32.0	48.0	26.0	30.0	30.0	73.0	16.0
Total opportunities	27.0	34.0	49.0	26.0	30.0	32.0	75.0	16.0
Indicator value	98.3%	97.8%	98.1%	98.4%	98.4%	98.2%	97.7%	97.6%

Licensee Comments:

1Q/15: 10/21/15 - March 2014 data was changed from 4 successful drill opportunities out of 4 total opportunities to 8 successful opportunities out of 8 total opportunities. A reporting error was identified during an EP self assessment. No color or PI threshold change is impacted by this data correction.

ERO Drill Participation



Thresholds: White < 80.0% Yellow < 60.0%

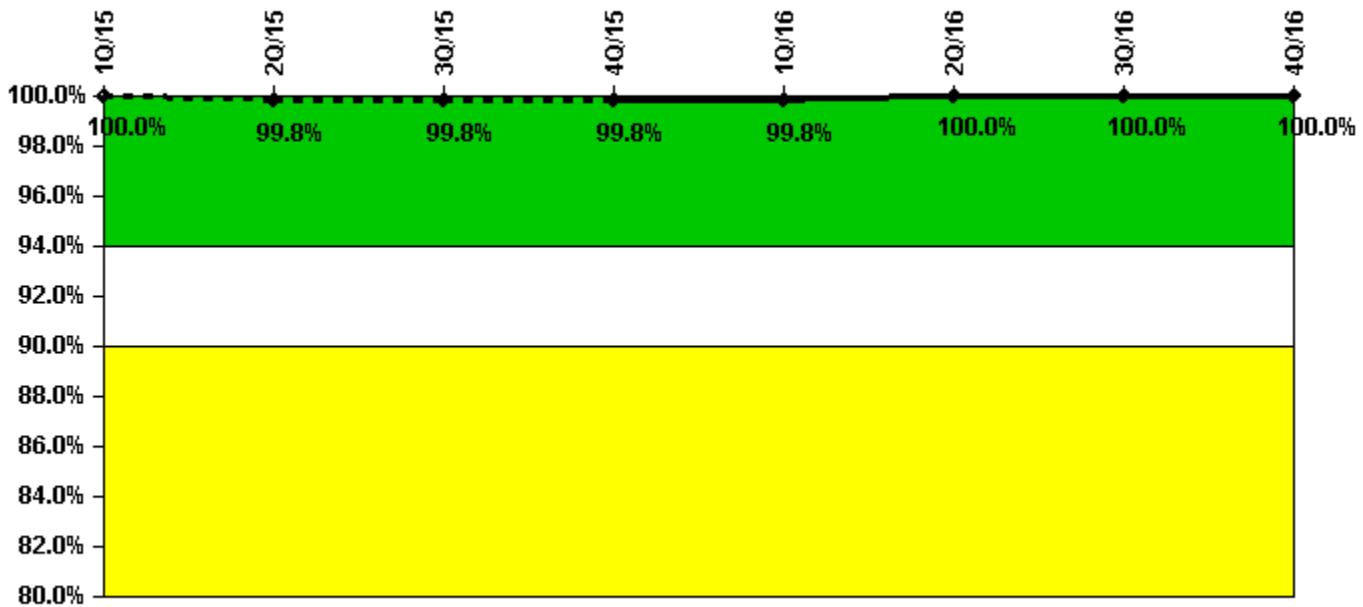
Notes

ERO Drill Participation	1Q/15	2Q/15	3Q/15	4Q/15	1Q/16	2Q/16	3Q/16	4Q/16
Participating Key personnel	66.0	66.0	66.0	65.0	63.0	66.0	68.0	67.0
Total Key personnel	67.0	66.0	66.0	65.0	63.0	66.0	68.0	67.0
Indicator value	98.5%	100.0%	100.0%	100.0%	100.0%	100.0%	100.0%	100.0%

Licensee Comments:

2Q/15: 10/21/15 - The number of participating key personnel and total key personnel was corrected for 2nd quarter 2014 after an EP self assessment identified that offsite ERO members had not been included. No color or PI threshold change is impacted by this correction.

Alert & Notification System



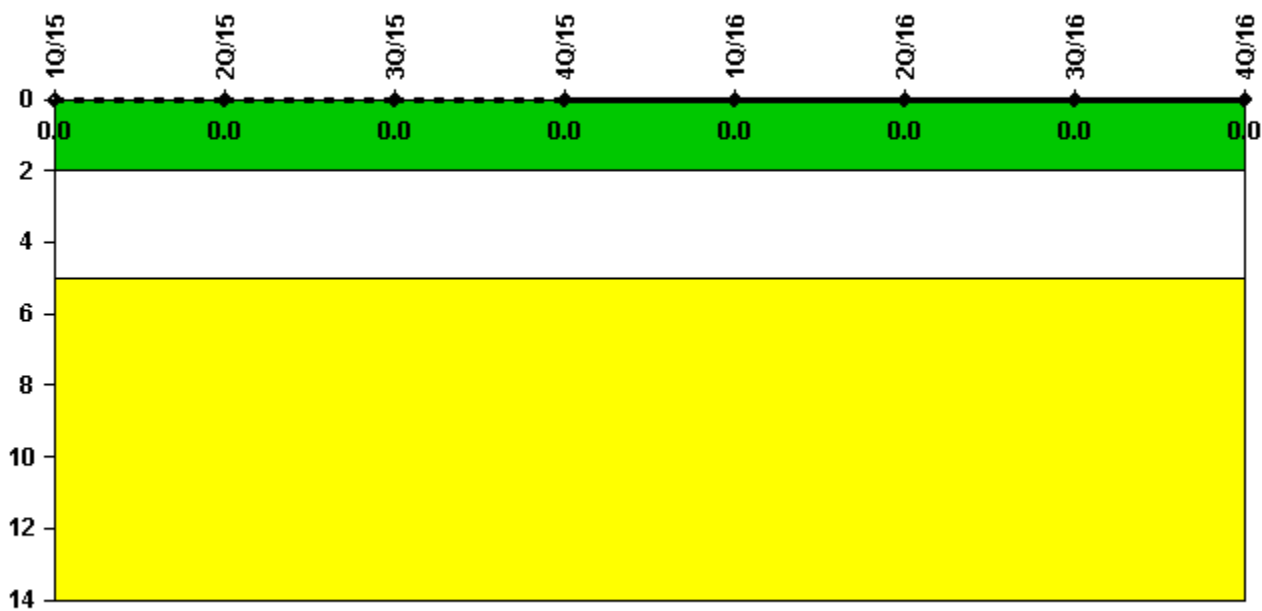
Thresholds: White < 94.0% Yellow < 90.0%

Notes

Alert & Notification System	1Q/15	2Q/15	3Q/15	4Q/15	1Q/16	2Q/16	3Q/16	4Q/16
Successful siren-tests	2144	2133	2145	2143	2145	2144	2144	2144
Total sirens-tests	2145	2145	2145	2145	2145	2145	2145	2145
Indicator value	100.0%	99.8%	99.8%	99.8%	99.8%	100.0%	100.0%	100.0%

Licensee Comments: none

Occupational Exposure Control Effectiveness



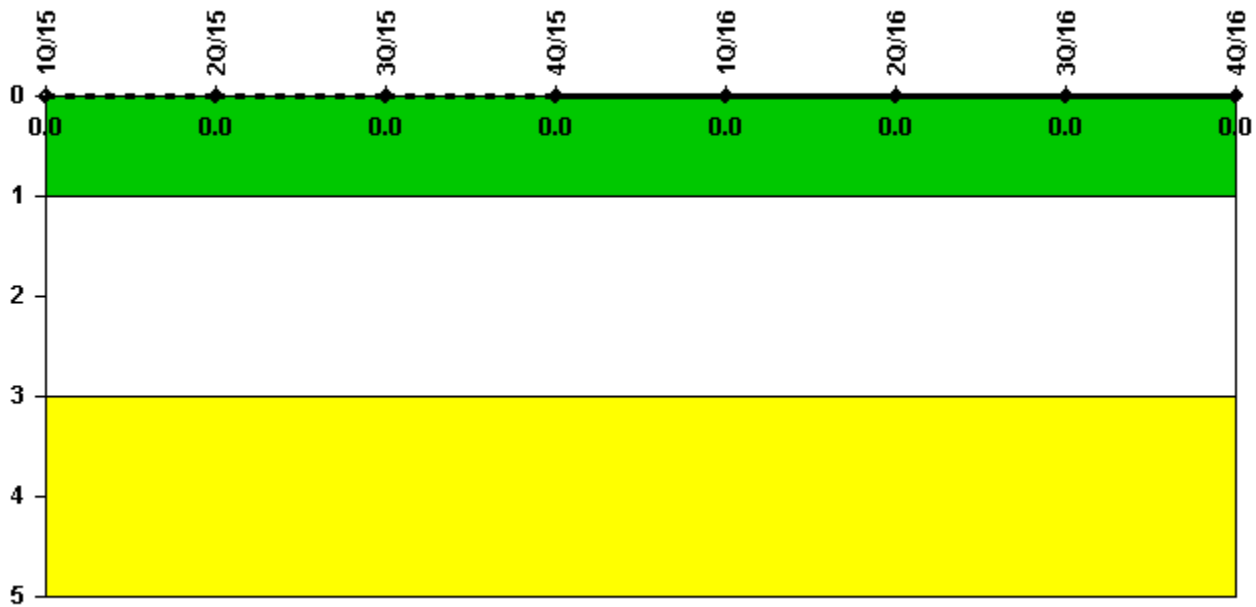
Thresholds: White > 2.0 Yellow > 5.0

Notes

Occupational Exposure Control Effectiveness	1Q/15	2Q/15	3Q/15	4Q/15	1Q/16	2Q/16	3Q/16	4Q/16
High radiation area occurrences	0	0	0	0	0	0	0	0
Very high radiation area occurrences	0	0	0	0	0	0	0	0
Unintended exposure occurrences	0	0	0	0	0	0	0	0
Indicator value	0	0	0	0	0	0	0	0

Licensee Comments: none

RETS/ODCM Radiological Effluent



Thresholds: White > 1.0 Yellow > 3.0

Notes

RETS/ODCM Radiological Effluent	1Q/15	2Q/15	3Q/15	4Q/15	1Q/16	2Q/16	3Q/16	4Q/16
RETS/ODCM occurrences	0	0	0	0	0	0	0	0
Indicator value	0	0	0	0	0	0	0	0

Licensee Comments: none

Although the Security Cornerstone is included in the Reactor Oversight Process assessment program, the Commission has decided that specific information related to findings and performance indicators pertaining to the Security Cornerstone will not be publicly available to ensure that security information is not provided to a possible adversary. Other than the fact that a finding or performance indicator is Green or Greater-Than-Green, security related information will not be displayed on the public web page.

▲ [Action Matrix Summary](#) | [Inspection Findings Summary](#) | [PI Summary](#) | [Reactor Oversight Process](#)

Last Modified: January 24, 2017