

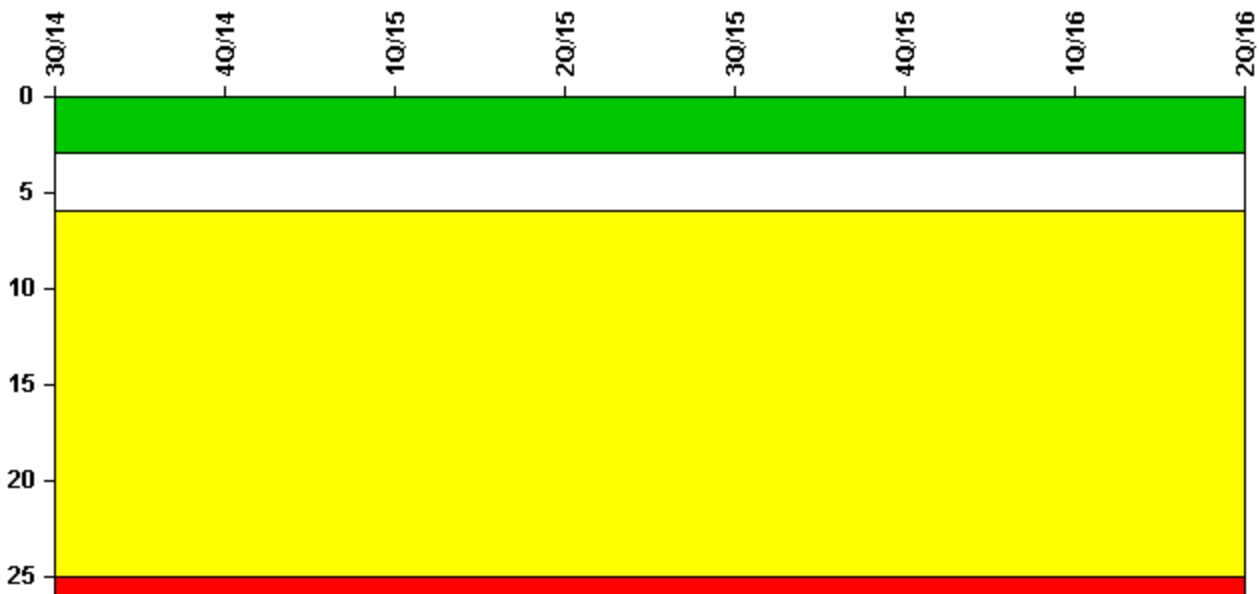
## Watts Bar 2

### 2Q/2016 Performance Indicators

The solid trend line represents the current reporting period.

Licensee's General Comments: none

#### Unplanned Scrams per 7000 Critical Hrs



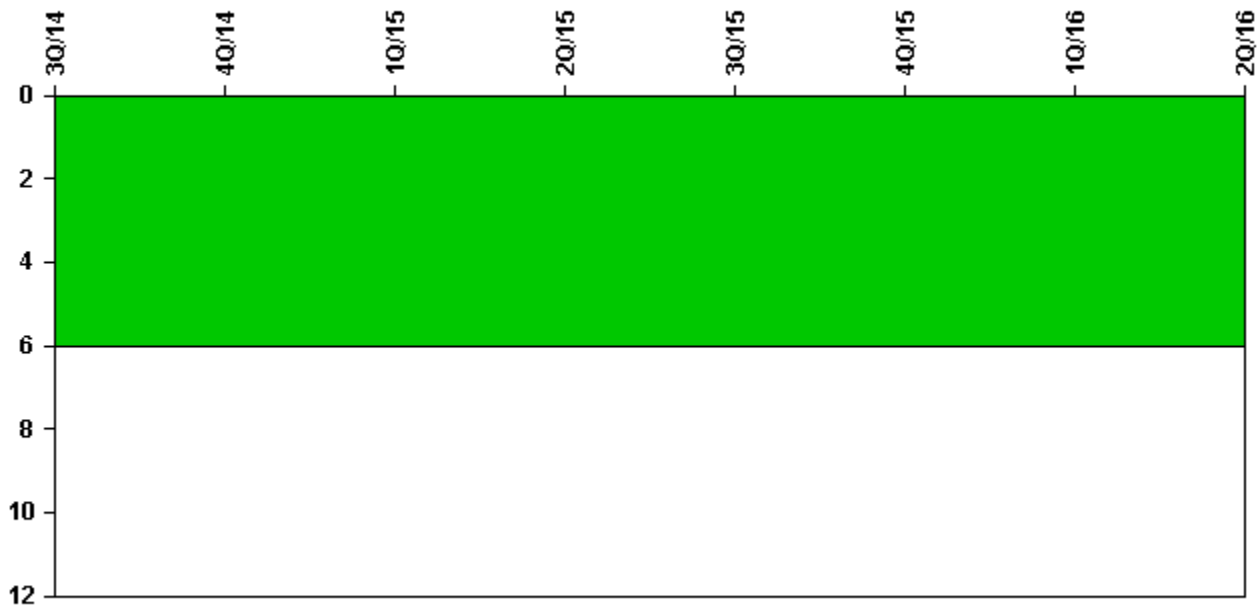
**Thresholds: White > 3.0 Yellow > 6.0 Red > 25.0**

#### Notes

Unplanned Scrams per 7000 Critical Hrs	3Q/14	4Q/14	1Q/15	2Q/15	3Q/15	4Q/15	1Q/16	2Q/16
Unplanned scrams								
Critical hours								
Indicator value								

Licensee Comments: none

### Unplanned Power Changes per 7000 Critical Hrs



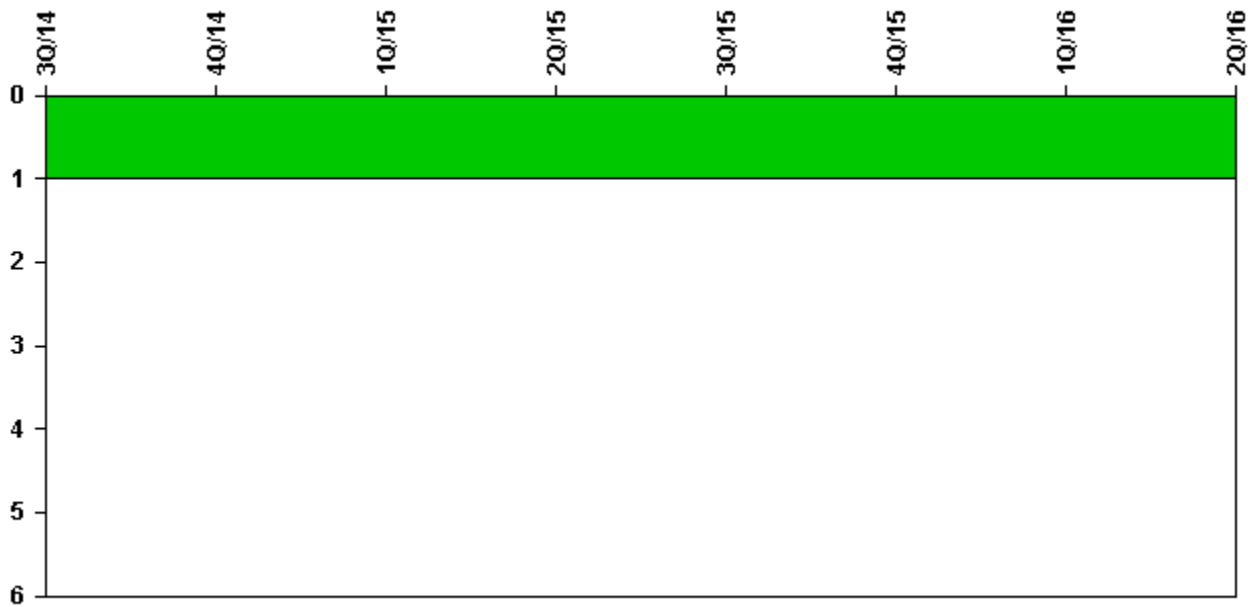
Thresholds: White > 6.0

#### Notes

Unplanned Power Changes per 7000 Critical Hrs	3Q/14	4Q/14	1Q/15	2Q/15	3Q/15	4Q/15	1Q/16	2Q/16
Unplanned power changes								
Critical hours								
Indicator value								

Licensee Comments: none

### Unplanned Scrams with Complications



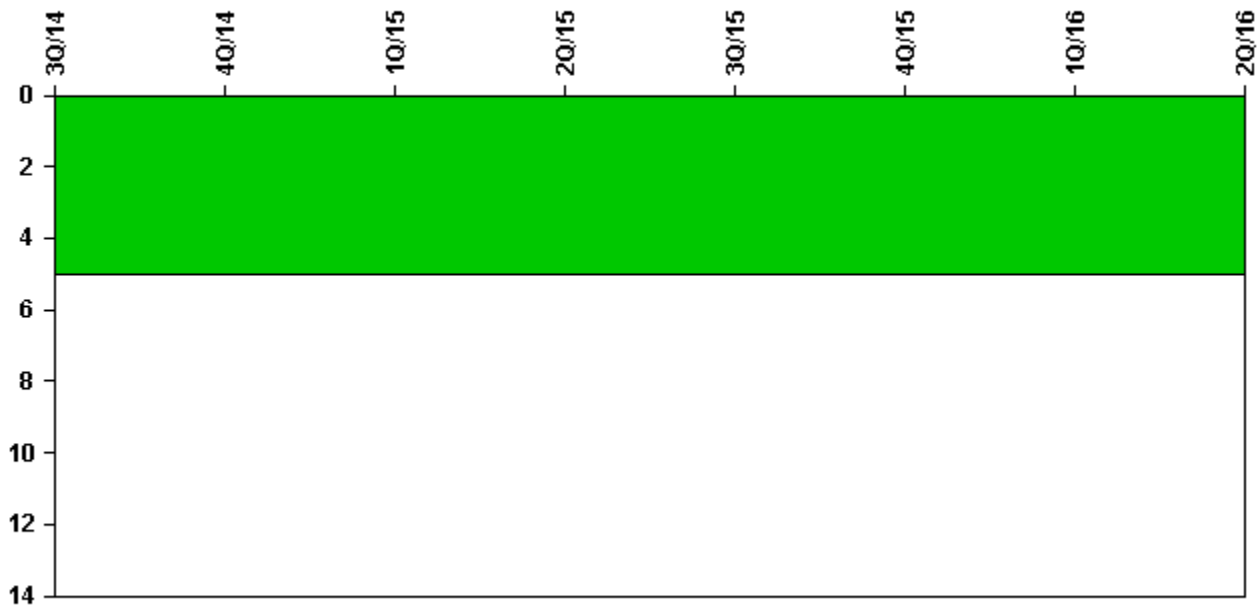
Thresholds: White > 1.0

#### Notes

Unplanned Scrams with Complications	3Q/14	4Q/14	1Q/15	2Q/15	3Q/15	4Q/15	1Q/16	2Q/16
Scrams with complications								
<b>Indicator value</b>								

Licensee Comments: none

### Safety System Functional Failures (PWR)



Thresholds: White > 5.0

#### Notes

Safety System Functional Failures (PWR)	3Q/14	4Q/14	1Q/15	2Q/15	3Q/15	4Q/15	1Q/16	2Q/16
Safety System Functional Failures								
Indicator value								

Licensee Comments: none

### Mitigating Systems Performance Index, Emergency AC Power System



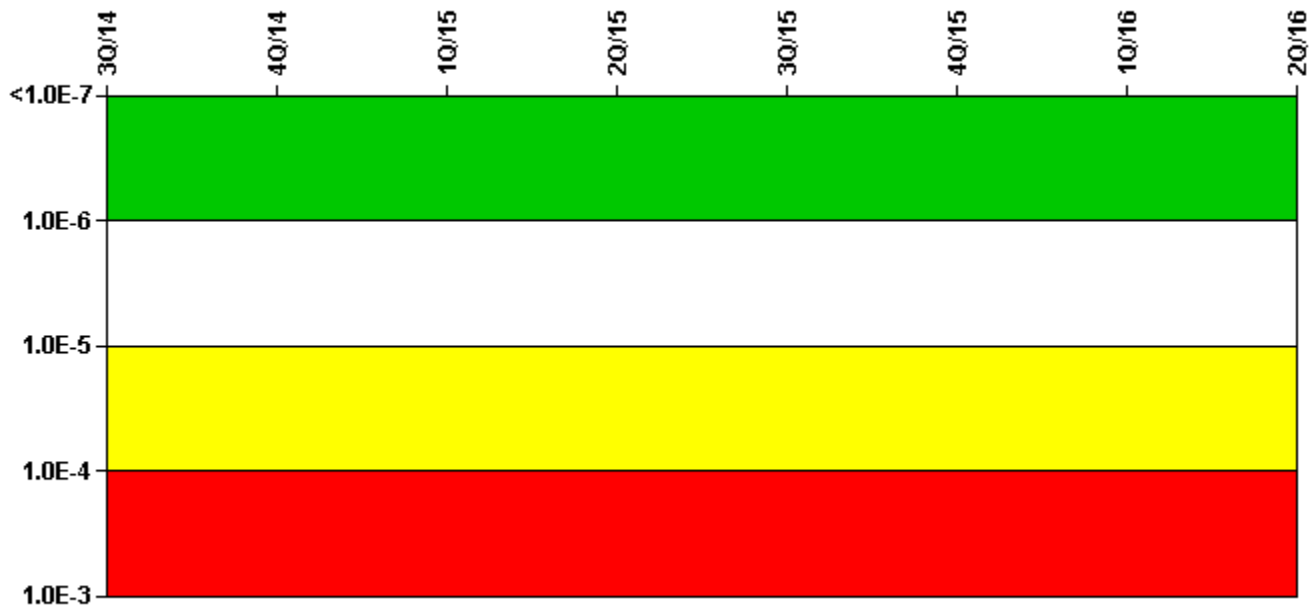
Thresholds: White > 1.00E-6 Yellow > 1.00E-5 Red > 1.00E-4

#### Notes

Mitigating Systems Performance Index, Emergency AC Power System	3Q/14	4Q/14	1Q/15	2Q/15	3Q/15	4Q/15	1Q/16	2Q/16
UAI ( $\Delta$ CDF)								
URI ( $\Delta$ CDF)								
PLE								
Indicator value								

Licensee Comments: none

### Mitigating Systems Performance Index, High Pressure Injection System



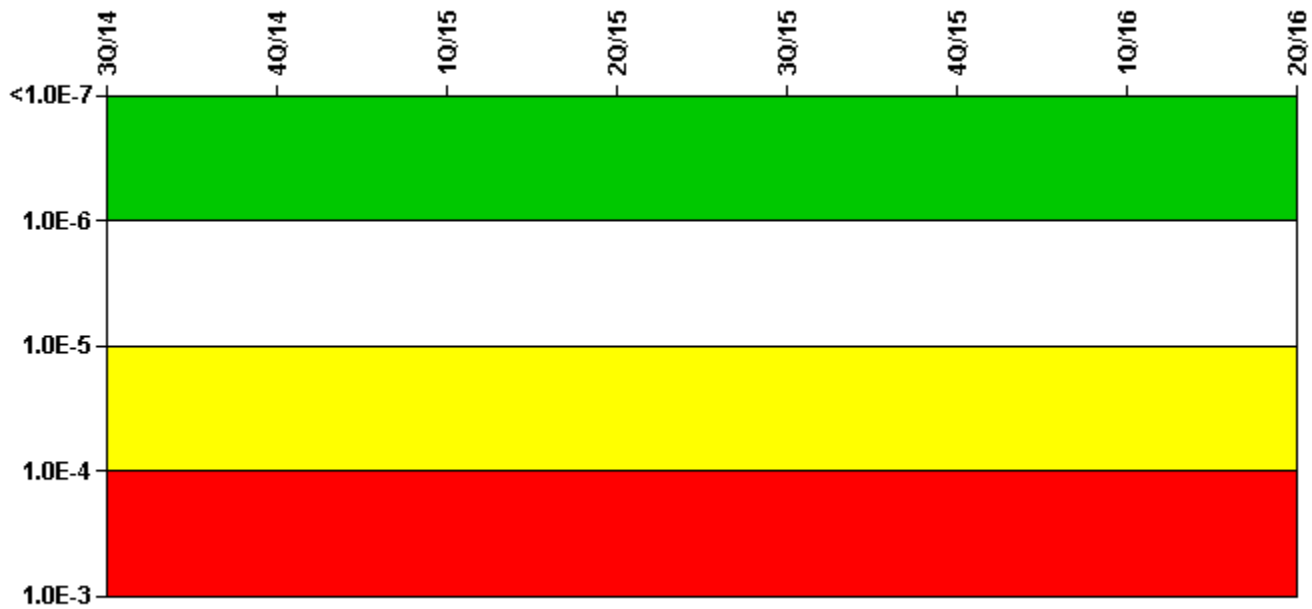
Thresholds: White > 1.00E-6 Yellow > 1.00E-5 Red > 1.00E-4

#### Notes

Mitigating Systems Performance Index, High Pressure Injection System	3Q/14	4Q/14	1Q/15	2Q/15	3Q/15	4Q/15	1Q/16	2Q/16
UAI ( $\Delta$ CDF)								
URI ( $\Delta$ CDF)								
PLE								
Indicator value								

Licensee Comments: none

### Mitigating Systems Performance Index, Heat Removal System



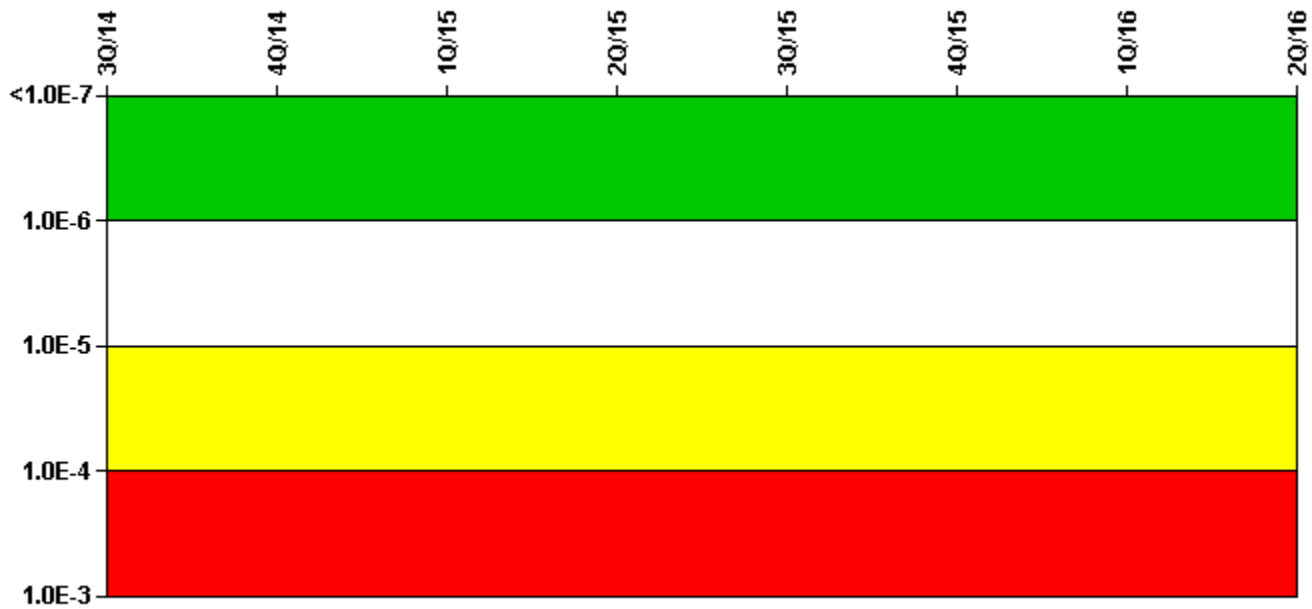
Thresholds: White > 1.00E-6 Yellow > 1.00E-5 Red > 1.00E-4

#### Notes

Mitigating Systems Performance Index, Heat Removal System	3Q/14	4Q/14	1Q/15	2Q/15	3Q/15	4Q/15	1Q/16	2Q/16
UAI ( $\Delta$ CDF)								
URI ( $\Delta$ CDF)								
PLE								
Indicator value								

Licensee Comments: none

### Mitigating Systems Performance Index, Residual Heat Removal System



Thresholds: White > 1.00E-6 Yellow > 1.00E-5 Red > 1.00E-4

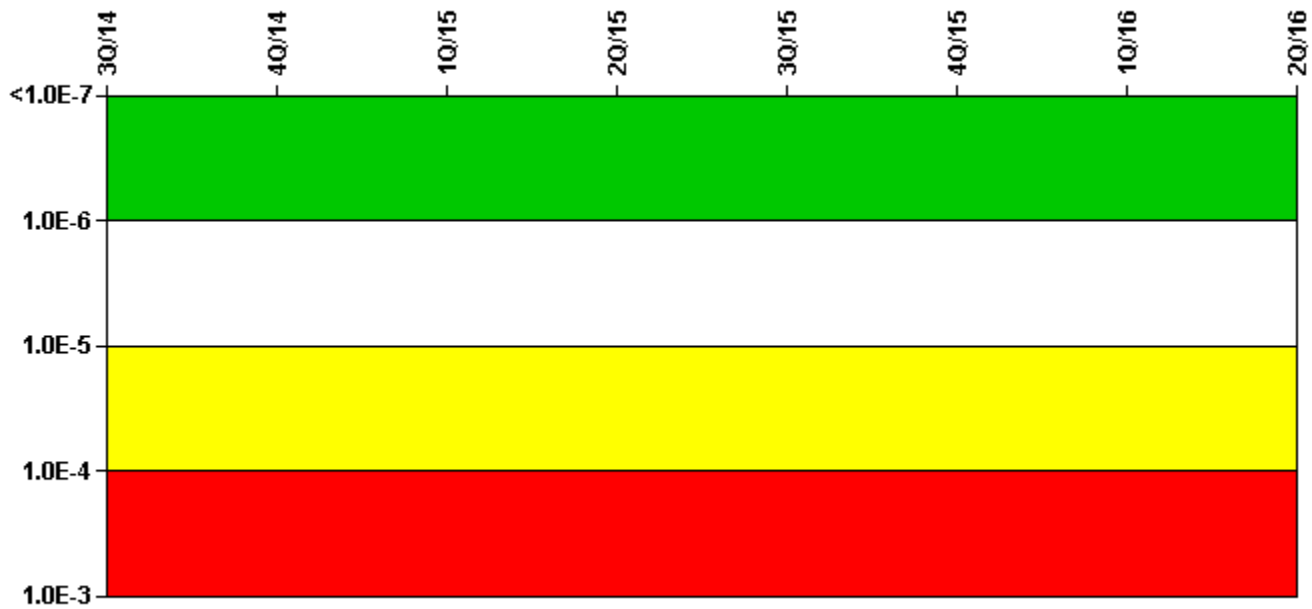
#### Notes

Mitigating Systems Performance Index, Residual Heat Removal System	3Q/14	4Q/14	1Q/15	2Q/15	3Q/15	4Q/15	1Q/16	2Q/16
UAI ( $\Delta$ CDF)								
URI ( $\Delta$ CDF)								
PLE								
Indicator value								

Licensee Comments: none



### Mitigating Systems Performance Index, Cooling Water Systems



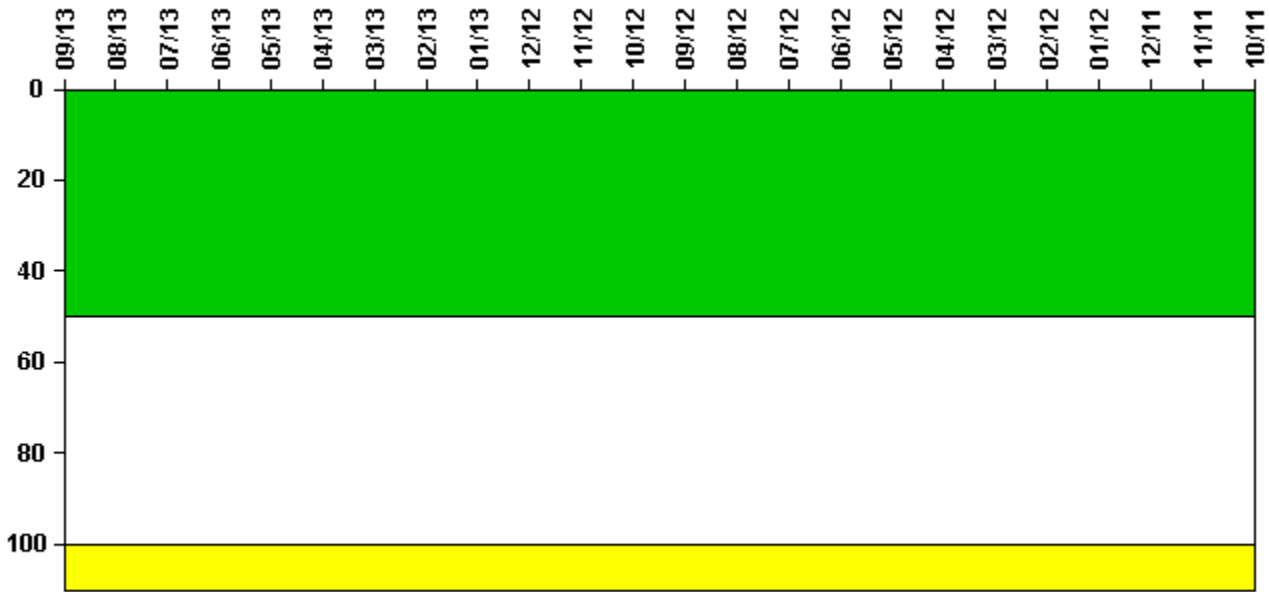
Thresholds: White > 1.00E-6 Yellow > 1.00E-5 Red > 1.00E-4

#### Notes

Mitigating Systems Performance Index, Cooling Water Systems	3Q/14	4Q/14	1Q/15	2Q/15	3Q/15	4Q/15	1Q/16	2Q/16
UAI ( $\Delta$ CDF)								
URI ( $\Delta$ CDF)								
PLE								
Indicator value								

Licensee Comments: none

### Reactor Coolant System Activity



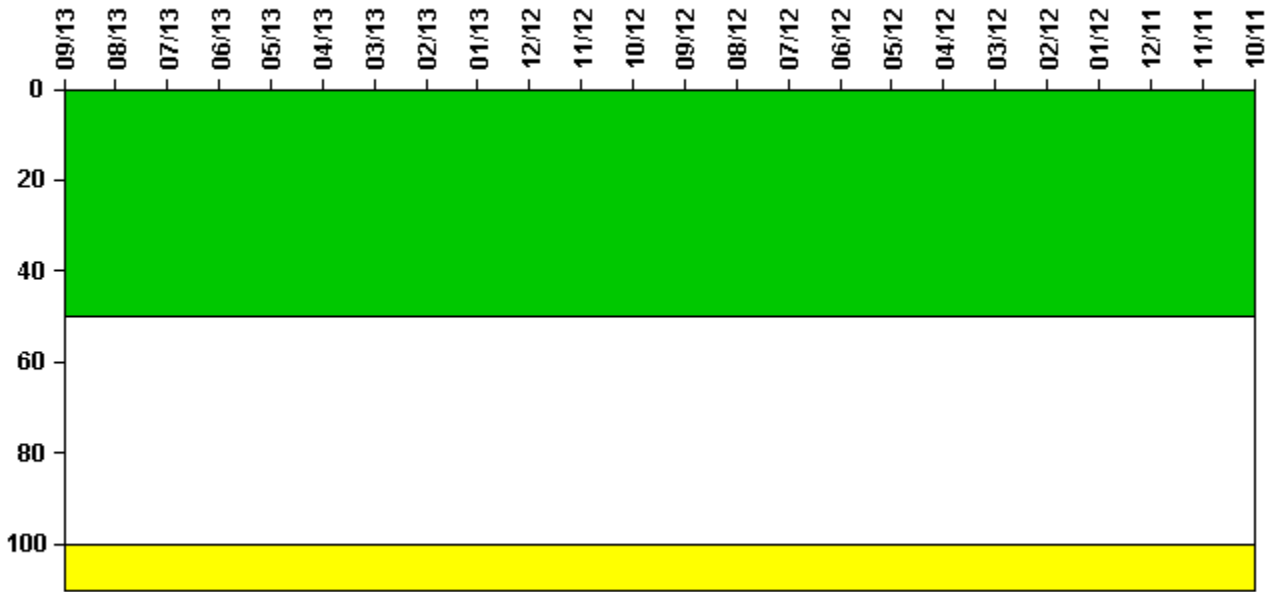
Thresholds: White > 50.0 Yellow > 100.0

**Notes**

Reactor Coolant System Activity	9/13	8/13	7/13	6/13	5/13	4/13	3/13	2/13	1/13	12/12	11/12	10/12
Maximum activity												
Technical specification limit												
<b>Indicator value</b>												
Reactor Coolant System Activity	9/12	8/12	7/12	6/12	5/12	4/12	3/12	2/12	1/12	12/11	11/11	10/11
Maximum activity												
Technical specification limit												
<b>Indicator value</b>												

Licensee Comments: none

### Reactor Coolant System Leakage



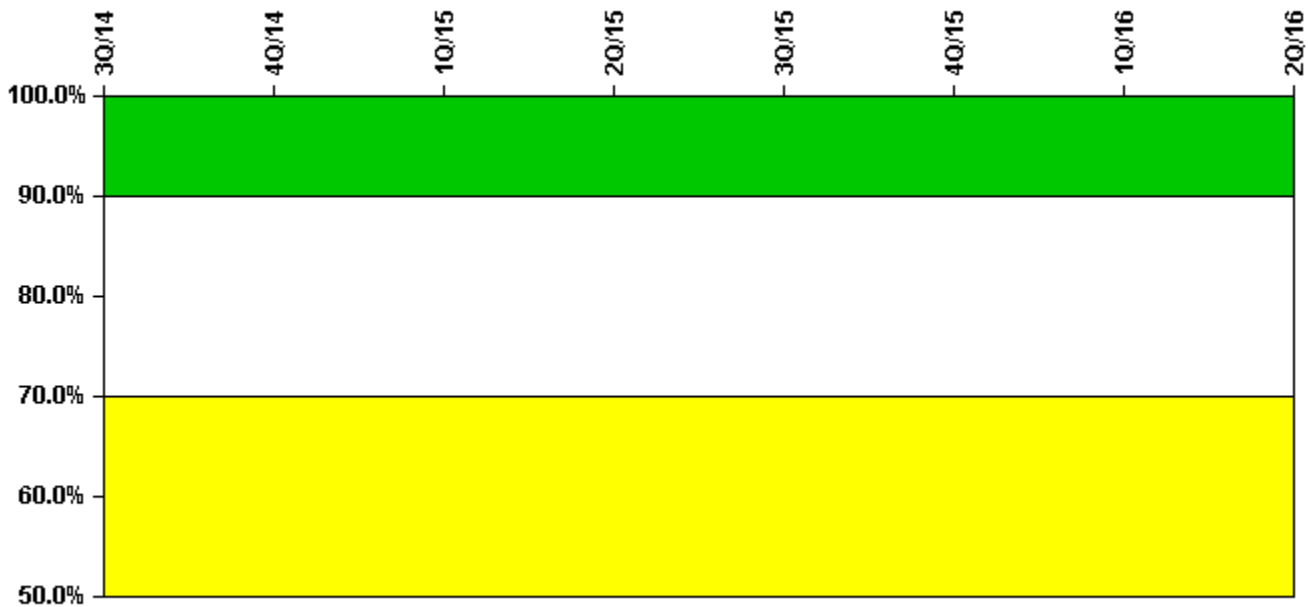
**Thresholds: White > 50.0 Yellow > 100.0**

**Notes**

Reactor Coolant System Leakage	9/13	8/13	7/13	6/13	5/13	4/13	3/13	2/13	1/13	12/12	11/12	10/12
Maximum leakage												
Technical specification limit												
<b>Indicator value</b>												
Reactor Coolant System Leakage	9/12	8/12	7/12	6/12	5/12	4/12	3/12	2/12	1/12	12/11	11/11	10/11
Maximum leakage												
Technical specification limit												
<b>Indicator value</b>												

Licensee Comments: none

### Drill/Exercise Performance



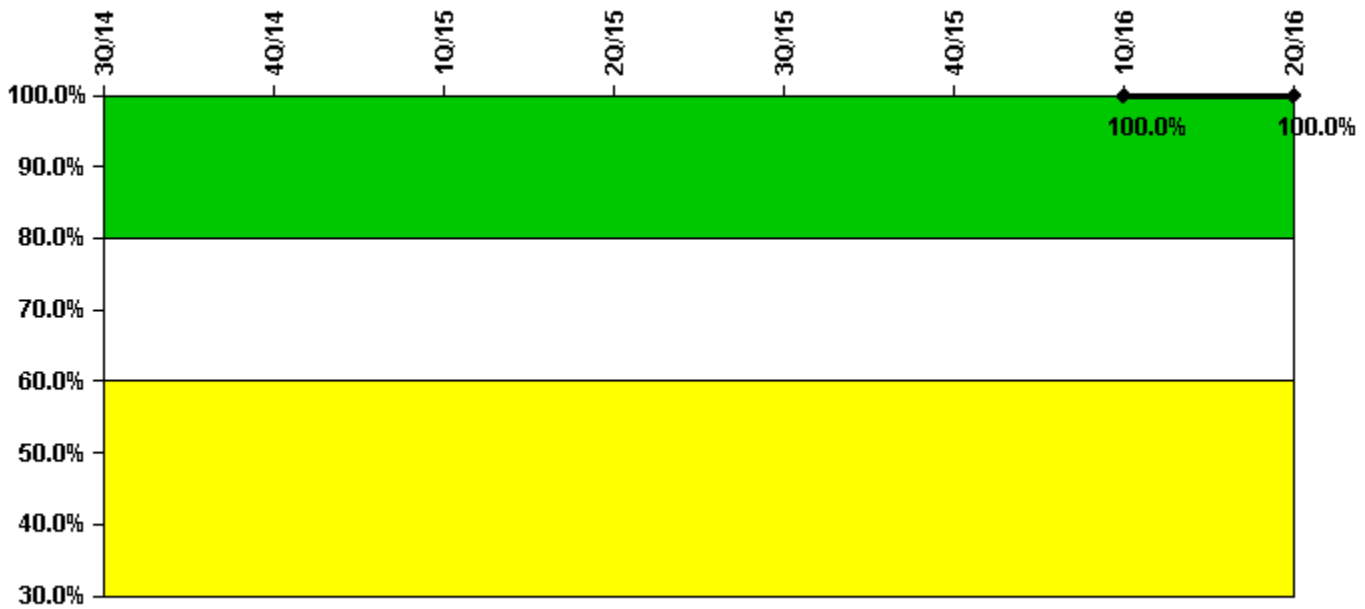
Thresholds: White < 90.0% Yellow < 70.0%

#### Notes

Drill/Exercise Performance	3Q/14	4Q/14	1Q/15	2Q/15	3Q/15	4Q/15	1Q/16	2Q/16
Successful opportunities							34.0	52.0
Total opportunities							36.0	52.0
Indicator value								

Licensee Comments: none

### ERO Drill Participation



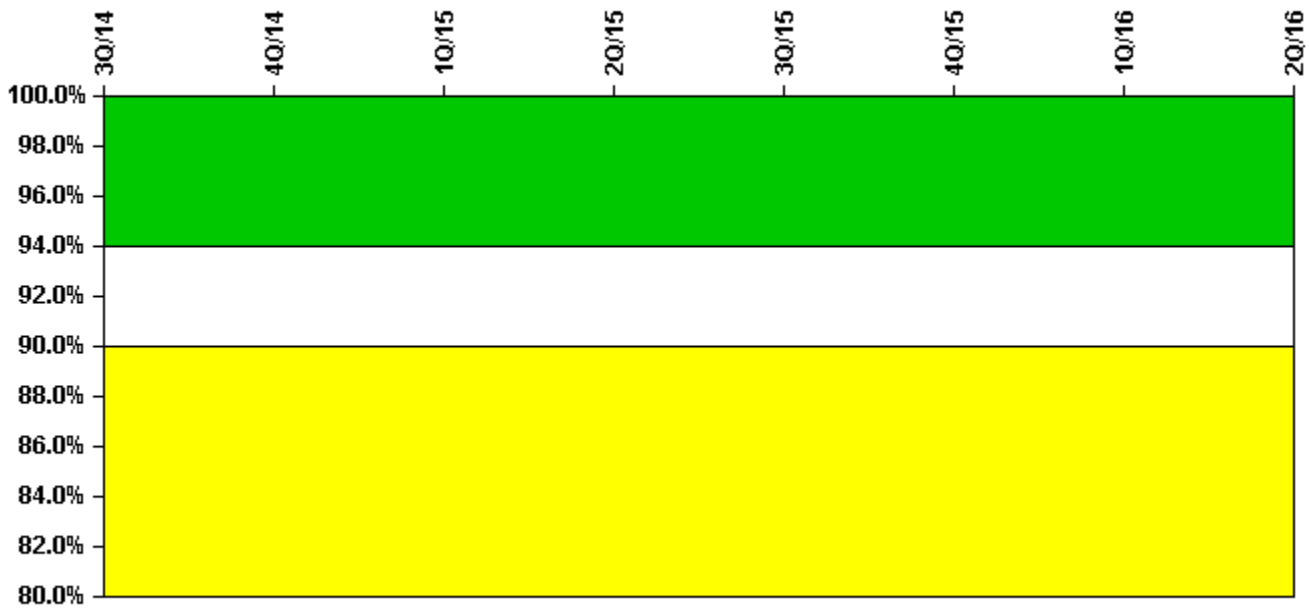
Thresholds: White < 80.0% Yellow < 60.0%

#### Notes

ERO Drill Participation	3Q/14	4Q/14	1Q/15	2Q/15	3Q/15	4Q/15	1Q/16	2Q/16
Participating Key personnel							74.0	76.0
Total Key personnel							74.0	76.0
Indicator value							100.0%	100.0%

Licensee Comments: none

### Alert & Notification System



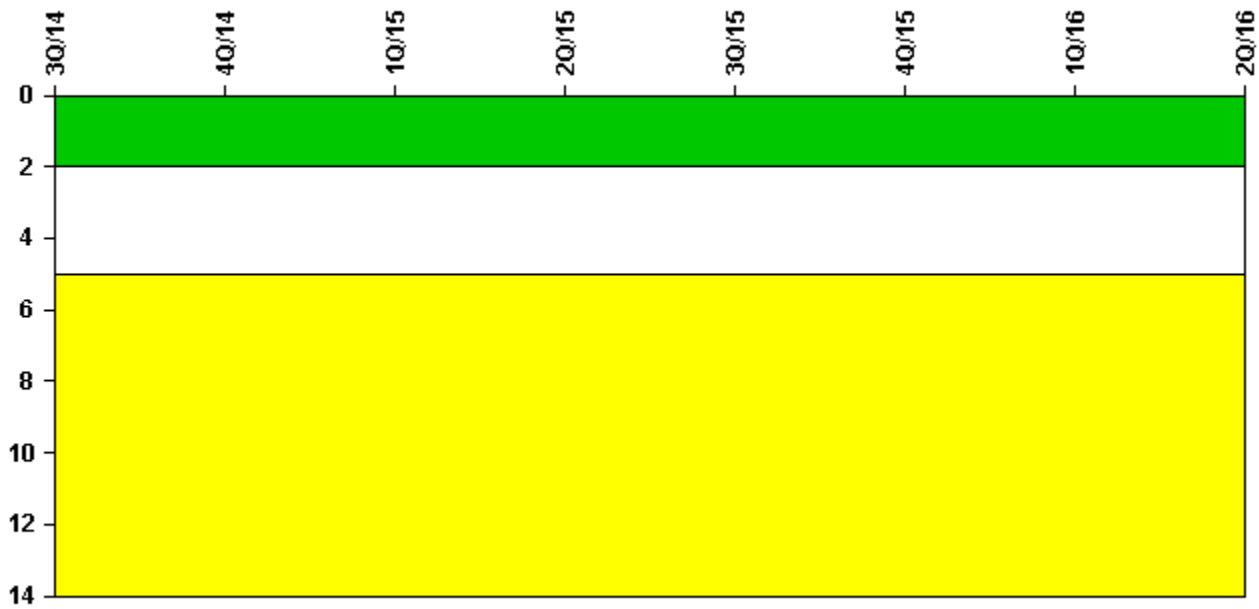
Thresholds: White < 94.0% Yellow < 90.0%

#### Notes

Alert & Notification System	3Q/14	4Q/14	1Q/15	2Q/15	3Q/15	4Q/15	1Q/16	2Q/16
Successful siren-tests							906	699
Total sirens-tests							909	707
Indicator value								

Licensee Comments: none

### Occupational Exposure Control Effectiveness



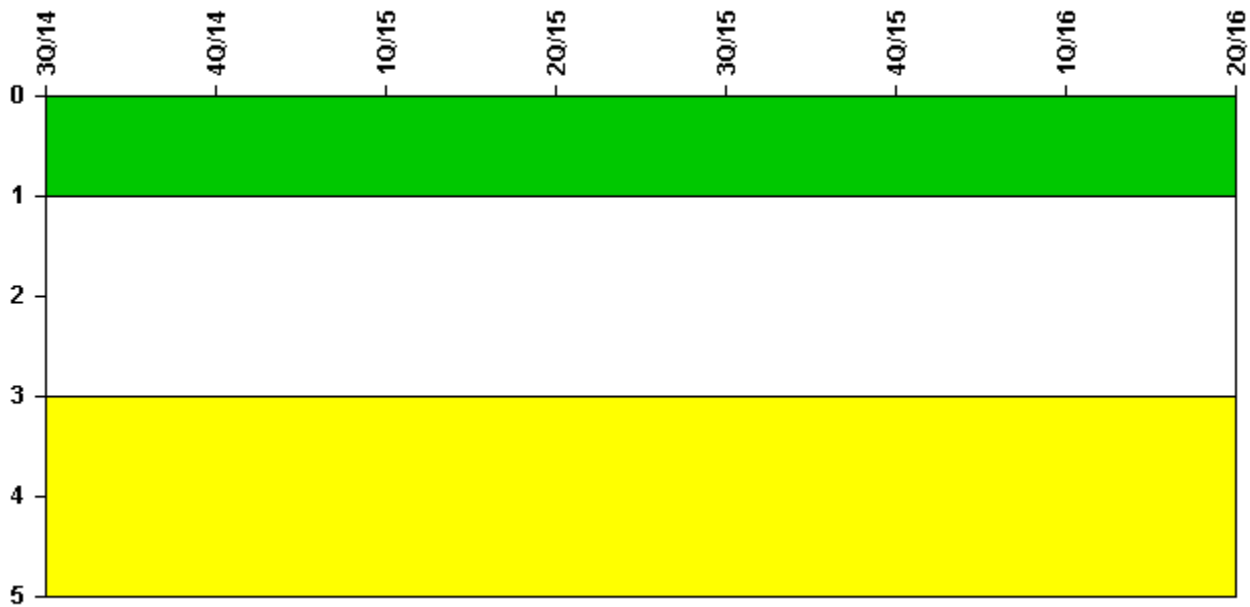
Thresholds: White > 2.0 Yellow > 5.0

#### Notes

Occupational Exposure Control Effectiveness	3Q/14	4Q/14	1Q/15	2Q/15	3Q/15	4Q/15	1Q/16	2Q/16
High radiation area occurrences							0	0
Very high radiation area occurrences							0	0
Unintended exposure occurrences							0	0
<b>Indicator value</b>								

Licensee Comments: none

### RETS/ODCM Radiological Effluent



Thresholds: White > 1.0 Yellow > 3.0

#### Notes

RETS/ODCM Radiological Effluent	3Q/14	4Q/14	1Q/15	2Q/15	3Q/15	4Q/15	1Q/16	2Q/16
RETS/ODCM occurrences							0	0
Indicator value								

Licensee Comments: none

---

Although the Security Cornerstone is included in the Reactor Oversight Process assessment program, the Commission has decided that specific information related to findings and performance indicators pertaining to the Security Cornerstone will not be publicly available to ensure that security information is not provided to a possible adversary. Other than the fact that a finding or performance indicator is Green or Greater-Than-Green, security related information will not be displayed on the public web page.

---



▲ [Action Matrix Summary](#) | [Inspection Findings Summary](#) | [PI Summary](#) | [Reactor Oversight Process](#)

*Last Modified: August 4, 2016*