

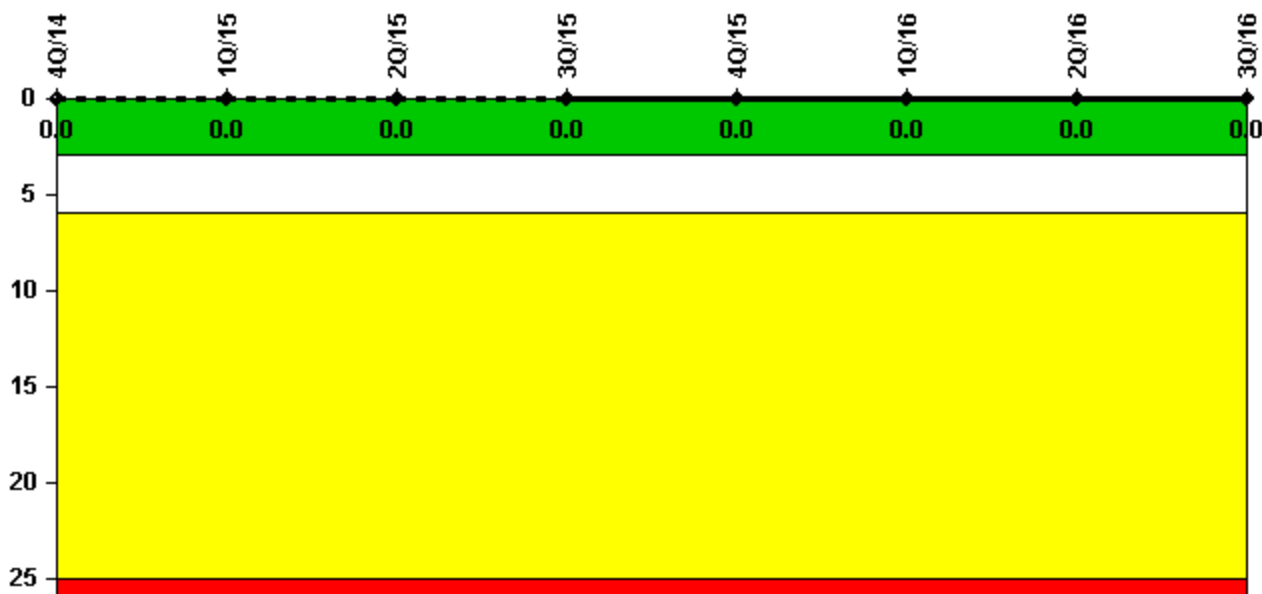
## South Texas 2

### 3Q/2016 Performance Indicators

The solid trend line represents the current reporting period.

Licensee's General Comments: none

#### Unplanned Scrams per 7000 Critical Hrs



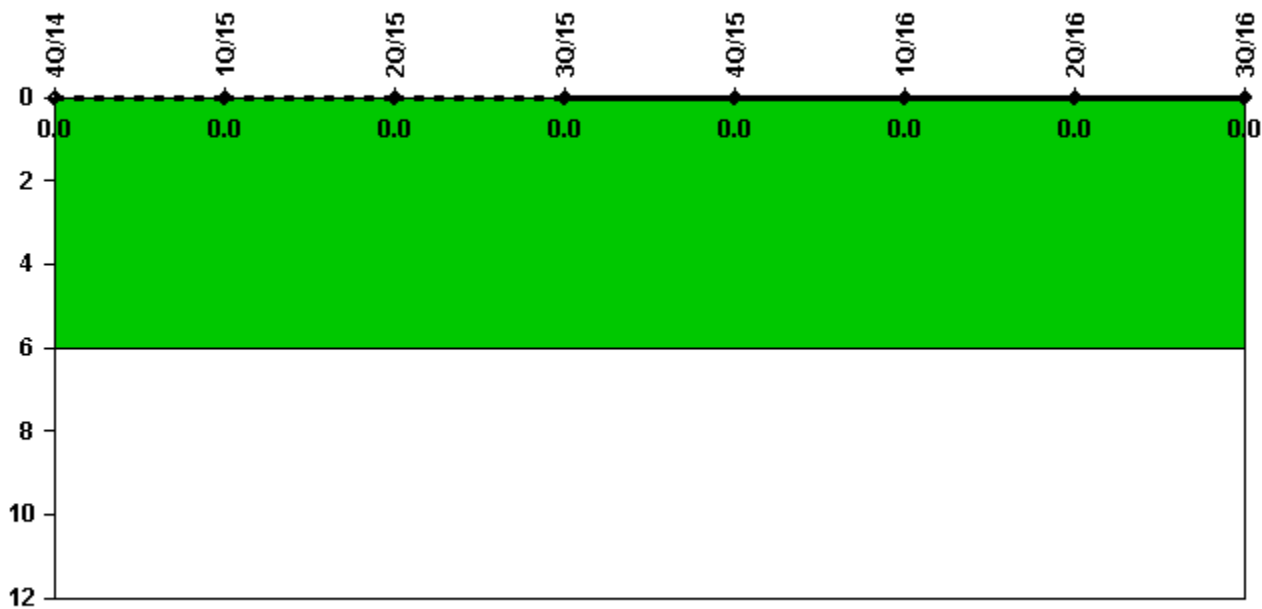
**Thresholds: White > 3.0 Yellow > 6.0 Red > 25.0**

#### Notes

Unplanned Scrams per 7000 Critical Hrs	4Q/14	1Q/15	2Q/15	3Q/15	4Q/15	1Q/16	2Q/16	3Q/16
Unplanned scrams	0	0	0	0	0	0	0	0
Critical hours	2209.0	2087.1	1305.1	2208.0	2209.0	2183.0	2184.0	2208.0
Indicator value	0	0	0	0	0	0	0	0

Licensee Comments: none

### Unplanned Power Changes per 7000 Critical Hrs



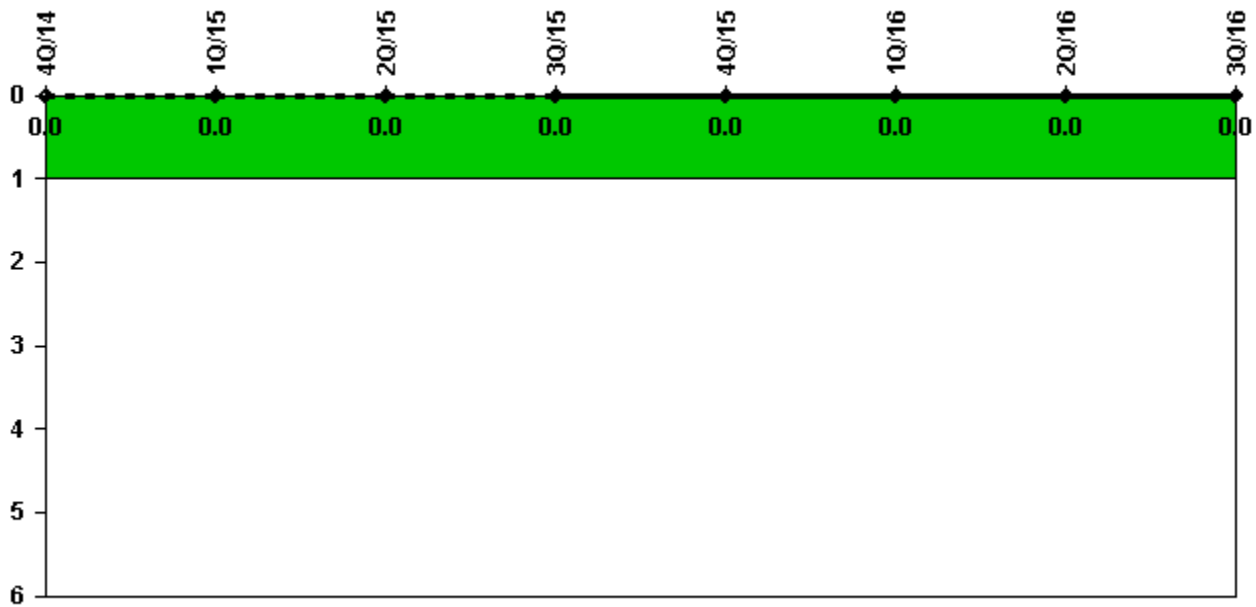
Thresholds: White > 6.0

#### Notes

Unplanned Power Changes per 7000 Critical Hrs	4Q/14	1Q/15	2Q/15	3Q/15	4Q/15	1Q/16	2Q/16	3Q/16
Unplanned power changes	0	0	0	0	0	0	0	0
Critical hours	2209.0	2087.1	1305.1	2208.0	2209.0	2183.0	2184.0	2208.0
<b>Indicator value</b>	<b>0</b>	<b>0</b>	<b>0</b>	<b>0</b>	<b>0</b>	<b>0</b>	<b>0</b>	<b>0</b>

Licensee Comments: none

### Unplanned Scrams with Complications



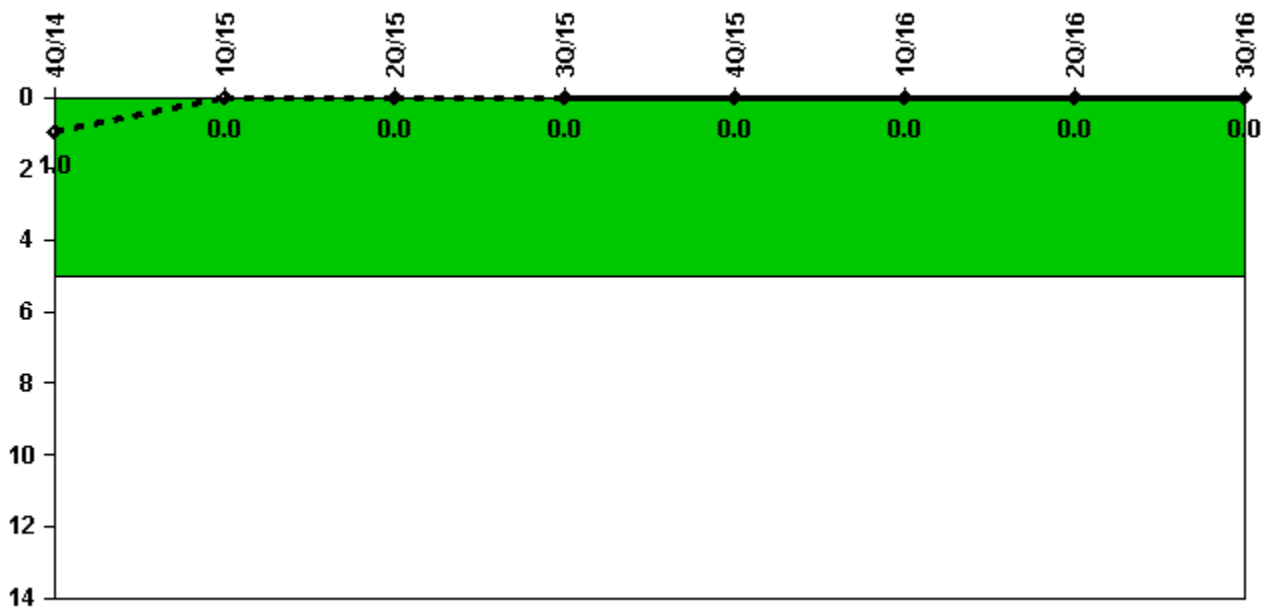
Thresholds: White > 1.0

#### Notes

Unplanned Scrams with Complications	4Q/14	1Q/15	2Q/15	3Q/15	4Q/15	1Q/16	2Q/16	3Q/16
Scrams with complications	0	0	0	0	0	0	0	0
<b>Indicator value</b>	<b>0.0</b>	<b>0.0</b>	<b>0.0</b>	<b>0.0</b>	<b>0.0</b>	<b>0.0</b>	<b>0.0</b>	<b>0.0</b>

Licensee Comments: none

### Safety System Functional Failures (PWR)



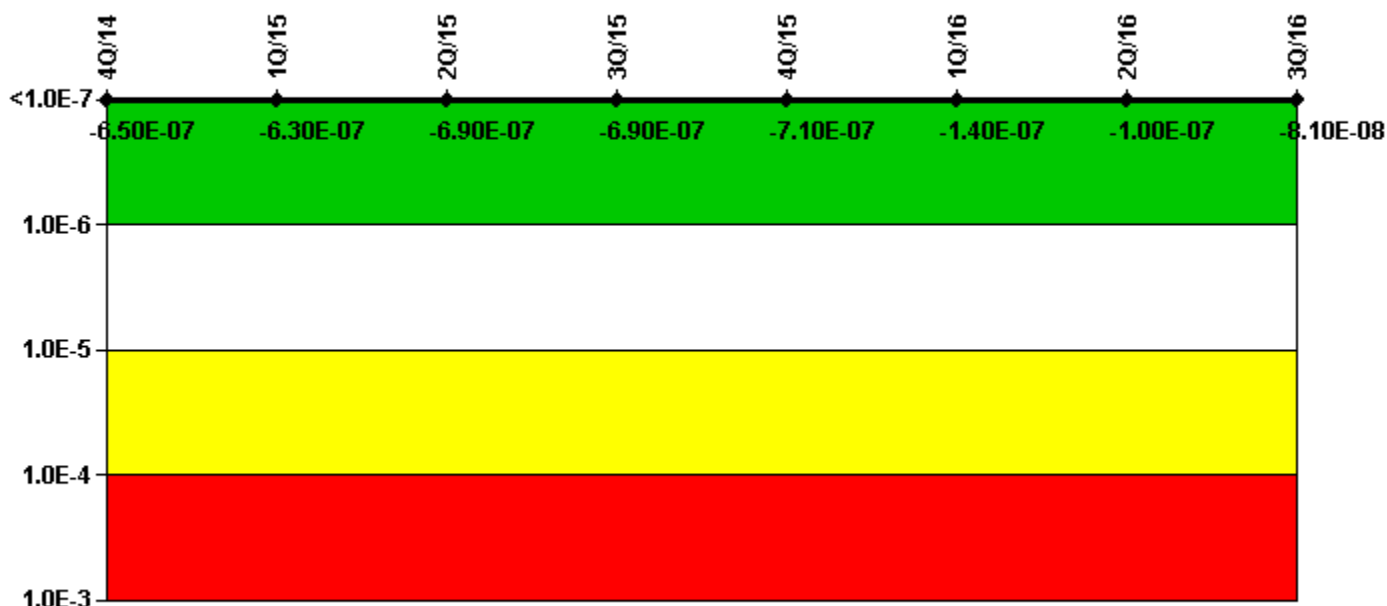
Thresholds: White > 5.0

#### Notes

Safety System Functional Failures (PWR)	4Q/14	1Q/15	2Q/15	3Q/15	4Q/15	1Q/16	2Q/16	3Q/16
Safety System Functional Failures	0	0	0	0	0	0	0	0
<b>Indicator value</b>	<b>1</b>	<b>0</b>	<b>0</b>	<b>0</b>	<b>0</b>	<b>0</b>	<b>0</b>	<b>0</b>

Licensee Comments: none

### Mitigating Systems Performance Index, Emergency AC Power System



Thresholds: White > 1.00E-6 Yellow > 1.00E-5 Red > 1.00E-4

#### Notes

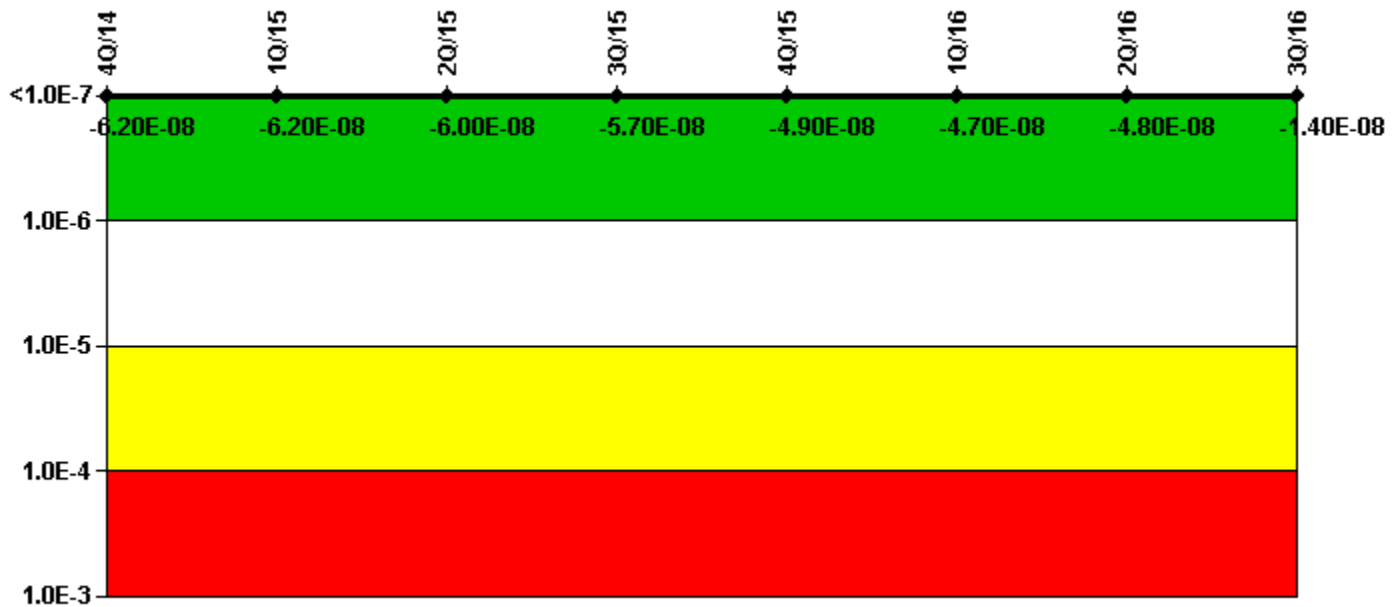
Mitigating Systems Performance Index, Emergency AC Power System	4Q/14	1Q/15	2Q/15	3Q/15	4Q/15	1Q/16	2Q/16	3Q/16
UAI ( $\Delta$ CDF)	8.32E-08	1.08E-07	4.73E-08	4.91E-08	2.88E-08	2.63E-08	5.75E-08	8.12E-08
URI ( $\Delta$ CDF)	-7.36E-07	-7.36E-07	-7.36E-07	-7.36E-07	-7.36E-07	-1.62E-07	-1.62E-07	-1.62E-07
PLE	NO	NO	NO	NO	NO	NO	NO	NO
Indicator value	-6.50E-07	-6.30E-07	-6.90E-07	-6.90E-07	-7.10E-07	-1.40E-07	-1.00E-07	-8.10E-08

Licensee Comments:

1Q/16: Changed PRA Parameter(s). Approved PRA Model Rev 8.1 and updated coefficients effective 1Q16.

4Q/14: The UABLP coefficient was revised for DG21 effective 1Q15 for 5 year maintenance. This is reflected in the revision to the MSPI Bases Document, Rev. 19.

### Mitigating Systems Performance Index, High Pressure Injection System



Thresholds: White > 1.00E-6 Yellow > 1.00E-5 Red > 1.00E-4

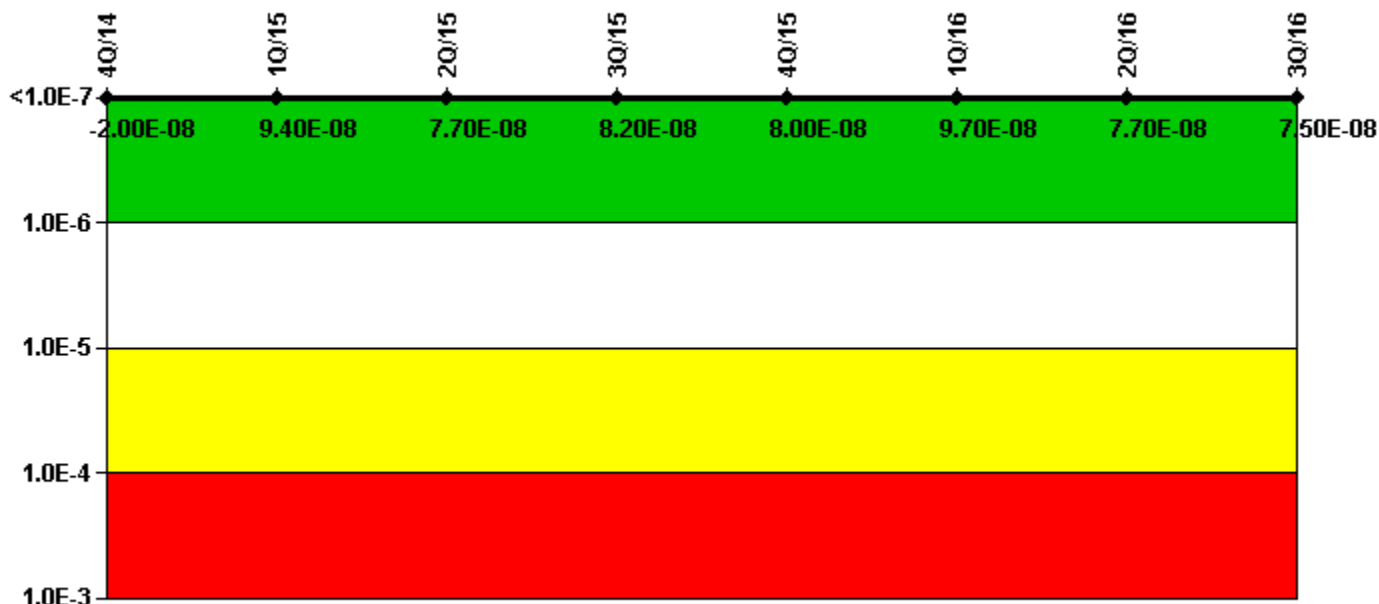
#### Notes

Mitigating Systems Performance Index, High Pressure Injection System	4Q/14	1Q/15	2Q/15	3Q/15	4Q/15	1Q/16	2Q/16	3Q/16
UAI ( $\Delta$ CDF)	-3.65E-08	-3.65E-08	-3.50E-08	-3.18E-08	-2.37E-08	-2.56E-08	-2.62E-08	7.38E-09
URI ( $\Delta$ CDF)	-2.53E-08	-2.53E-08	-2.53E-08	-2.53E-08	-2.53E-08	-2.13E-08	-2.13E-08	-2.13E-08
PLE	NO	NO	NO	NO	NO	NO	NO	NO
Indicator value	-6.20E-08	-6.20E-08	-6.00E-08	-5.70E-08	-4.90E-08	-4.70E-08	-4.80E-08	-1.40E-08

Licensee Comments:

1Q/16: Changed PRA Parameter(s). Approved PRA Model Rev 8.1 and updated coefficients effective 1Q16.

### Mitigating Systems Performance Index, Heat Removal System



Thresholds: White > 1.00E-6 Yellow > 1.00E-5 Red > 1.00E-4

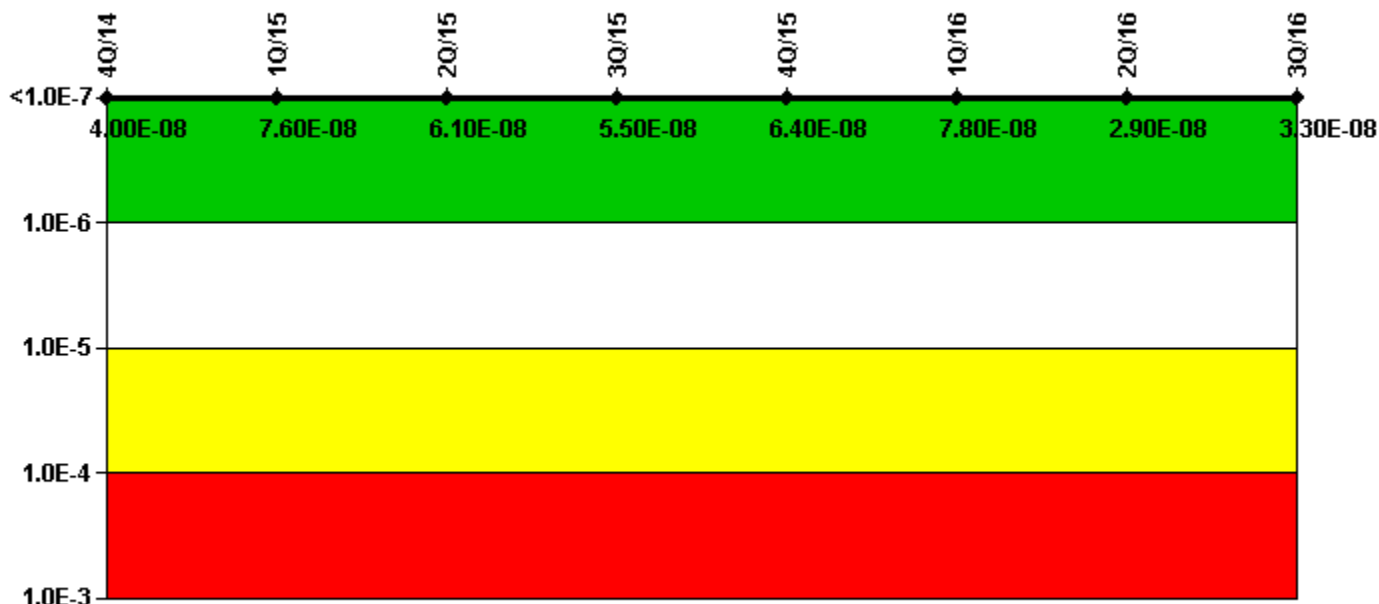
#### Notes

Mitigating Systems Performance Index, Heat Removal System	4Q/14	1Q/15	2Q/15	3Q/15	4Q/15	1Q/16	2Q/16	3Q/16
UAI ( $\Delta$ CDF)	3.74E-08	5.08E-08	3.42E-08	3.88E-08	3.71E-08	3.88E-08	1.82E-08	1.64E-08
URI ( $\Delta$ CDF)	-5.71E-08	4.33E-08	4.33E-08	4.33E-08	4.33E-08	5.85E-08	5.85E-08	5.85E-08
PLE	NO	NO	NO	NO	NO	NO	NO	NO
Indicator value	-2.00E-08	9.40E-08	7.70E-08	8.20E-08	8.00E-08	9.70E-08	7.70E-08	7.50E-08

Licensee Comments:

1Q/16: Changed PRA Parameter(s). Approved PRA Model Rev 8.1 and updated coefficients effective 1Q16.

### Mitigating Systems Performance Index, Residual Heat Removal System



Thresholds: White > 1.00E-6 Yellow > 1.00E-5 Red > 1.00E-4

#### Notes

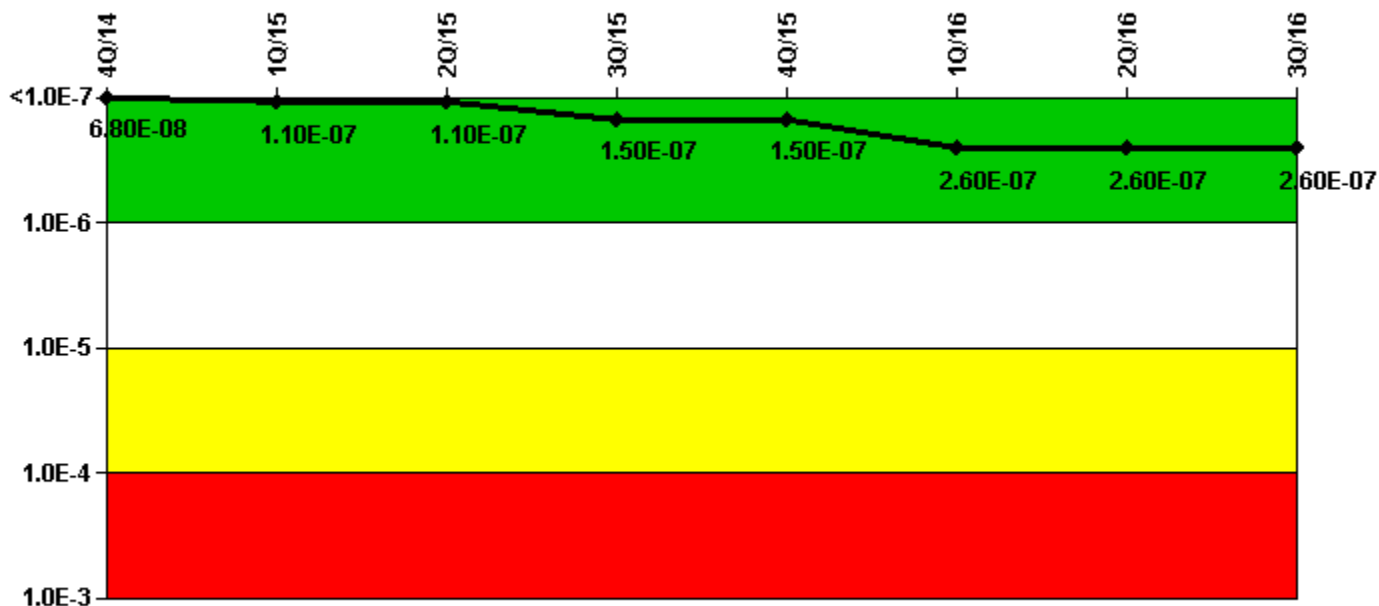
Mitigating Systems Performance Index, Residual Heat Removal System	4Q/14	1Q/15	2Q/15	3Q/15	4Q/15	1Q/16	2Q/16	3Q/16
UAI ( $\Delta$ CDF)	5.14E-08	8.73E-08	7.27E-08	6.67E-08	7.59E-08	8.88E-08	4.04E-08	4.44E-08
URI ( $\Delta$ CDF)	-1.14E-08	-1.14E-08	-1.14E-08	-1.14E-08	-1.14E-08	-1.11E-08	-1.11E-08	-1.11E-08
PLE	NO	NO	NO	NO	NO	NO	NO	NO
Indicator value	4.00E-08	7.60E-08	6.10E-08	5.50E-08	6.40E-08	7.80E-08	2.90E-08	3.30E-08

Licensee Comments:

1Q/16: Changed PRA Parameter(s). Approved PRA Model Rev 8.1 and updated coefficients effective 1Q16.



### Mitigating Systems Performance Index, Cooling Water Systems



Thresholds: White > 1.00E-6 Yellow > 1.00E-5 Red > 1.00E-4

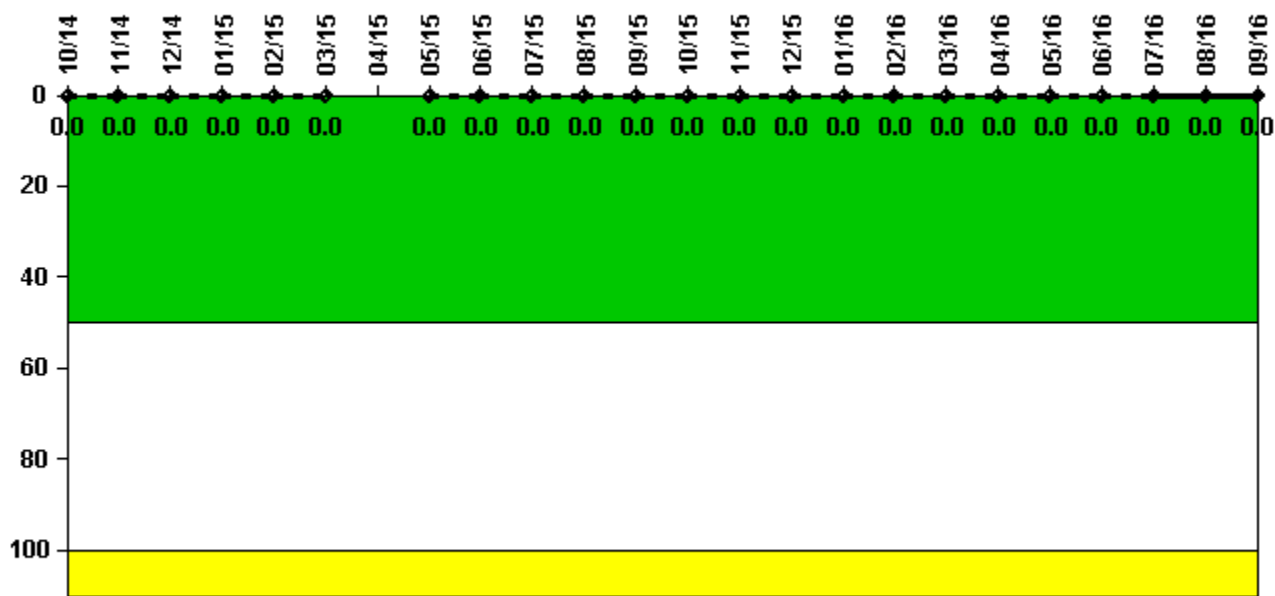
#### Notes

Mitigating Systems Performance Index, Cooling Water Systems	4Q/14	1Q/15	2Q/15	3Q/15	4Q/15	1Q/16	2Q/16	3Q/16
UAI ( $\Delta$ CDF)	1.06E-07	1.50E-07	1.48E-07	1.88E-07	1.85E-07	2.87E-07	2.91E-07	2.88E-07
URI ( $\Delta$ CDF)	-3.84E-08	-3.84E-08	-3.84E-08	-3.84E-08	-3.84E-08	-2.85E-08	-2.85E-08	-2.85E-08
PLE	NO	NO	NO	NO	NO	NO	NO	NO
Indicator value	6.80E-08	1.10E-07	1.10E-07	1.50E-07	1.50E-07	2.60E-07	2.60E-07	2.60E-07

Licensee Comments:

1Q/16: Changed PRA Parameter(s). Approved PRA Model Rev 8.1 and updated coefficients effective 1Q16.

### Reactor Coolant System Activity



Thresholds: White > 50.0 Yellow > 100.0

#### Notes

Reactor Coolant System Activity	10/14	11/14	12/14	1/15	2/15	3/15	4/15	5/15	6/15	7/15	8/15	9/15
Maximum activity	0.000048	0.000048	0.000047	0.000052	0.000050	0.000049	N/A	0.000026	0.000026	0.000030	0.000028	0.000030
Technical specification limit	1.0	1.0	1.0	1.0	1.0	1.0	1.0	1.0	1.0	1.0	1.0	1.0
Indicator value	0	0	0	0	0	0	N/A	0	0	0	0	0

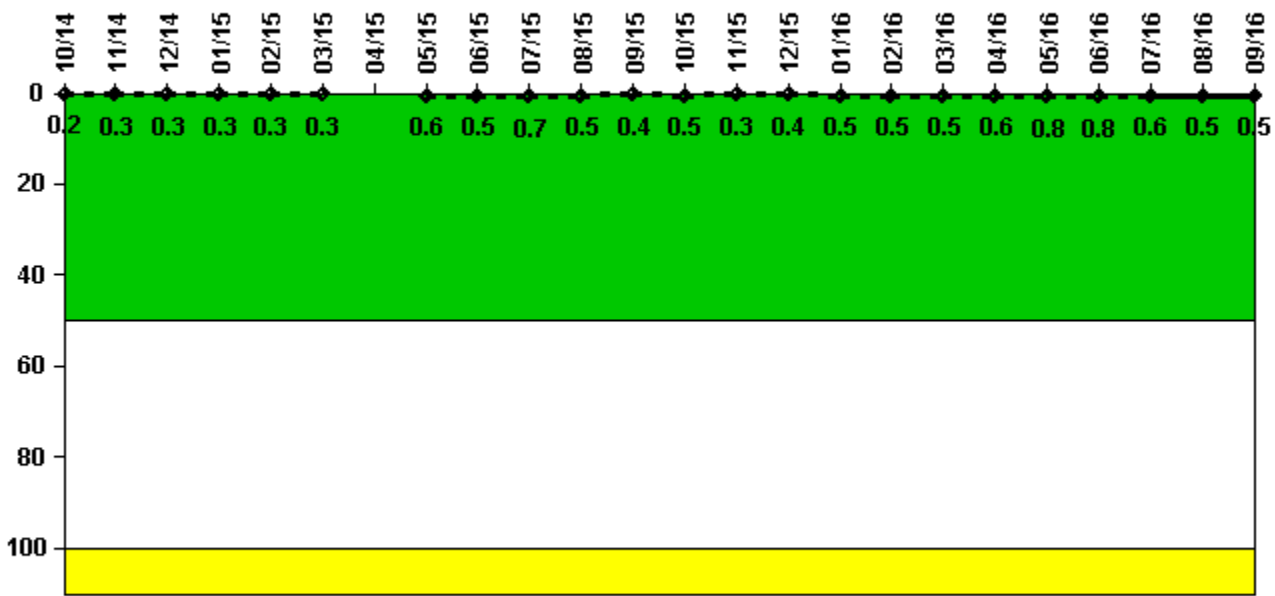
  

Reactor Coolant System Activity	10/15	11/15	12/15	1/16	2/16	3/16	4/16	5/16	6/16	7/16	8/16	9/16
Maximum activity	0.000026	0.000026	0.000035	0.000035	0.000036	0.000040	0.000034	0.000035	0.000037	0.000036	0.000055	0.000037
Technical specification limit	1.0	1.0	1.0	1.0	1.0	1.0	1.0	1.0	1.0	1.0	1.0	1.0
Indicator value	0	0	0	0	0	0	0	0	0	0	0	0

Licensee Comments:

6/15: Unit 2 was shut down and did not operate for the month of April 2015.

### Reactor Coolant System Leakage



Thresholds: White > 50.0 Yellow > 100.0

#### Notes

Reactor Coolant System Leakage	10/14	11/14	12/14	1/15	2/15	3/15	4/15	5/15	6/15	7/15	8/15	9/15
Maximum leakage	0.024	0.026	0.030	0.026	0.026	0.034	N/A	0.059	0.046	0.069	0.046	0.036
Technical specification limit	10.0	10.0	10.0	10.0	10.0	10.0	10.0	10.0	10.0	10.0	10.0	10.0
Indicator value	0.2	0.3	0.3	0.3	0.3	0.3	N/A	0.6	0.5	0.7	0.5	0.4

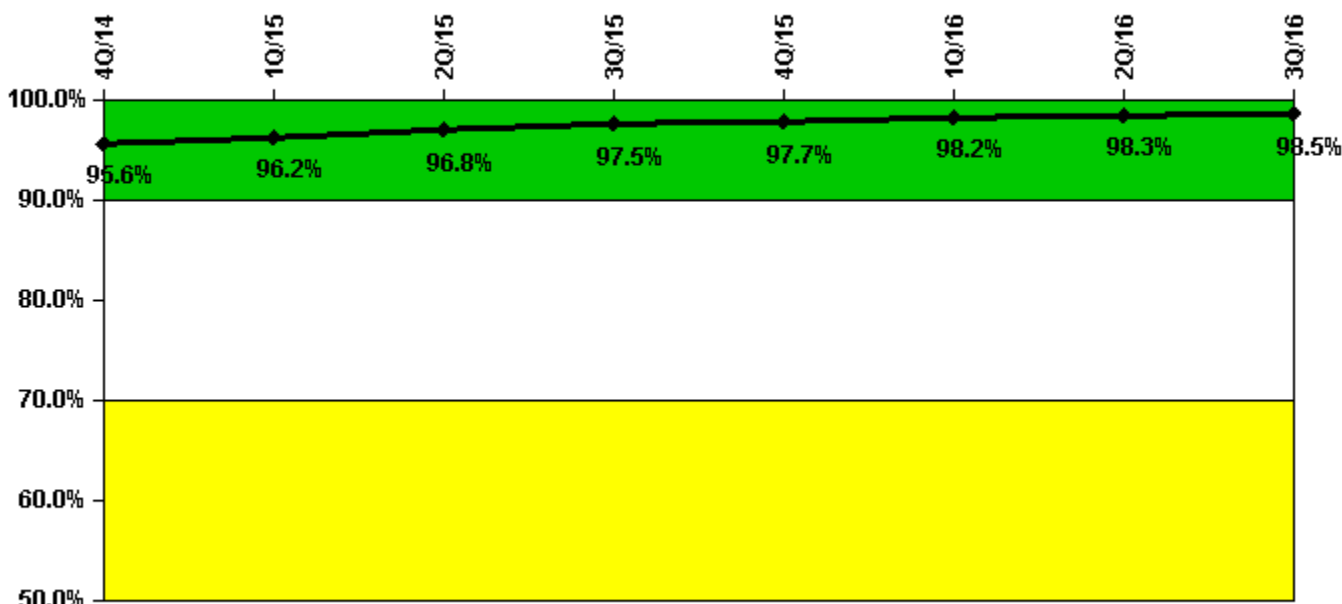
  

Reactor Coolant System Leakage	10/15	11/15	12/15	1/16	2/16	3/16	4/16	5/16	6/16	7/16	8/16	9/16
Maximum leakage	0.052	0.034	0.037	0.053	0.054	0.046	0.062	0.076	0.079	0.064	0.054	0.050
Technical specification limit	10.0	10.0	10.0	10.0	10.0	10.0	10.0	10.0	10.0	10.0	10.0	10.0
Indicator value	0.5	0.3	0.4	0.5	0.5	0.5	0.6	0.8	0.8	0.6	0.5	0.5

Licensee Comments:

6/15: Unit 2 was shut down and did not operate for the month of April 2015.

### Drill/Exercise Performance



Thresholds: White < 90.0% Yellow < 70.0%

#### Notes

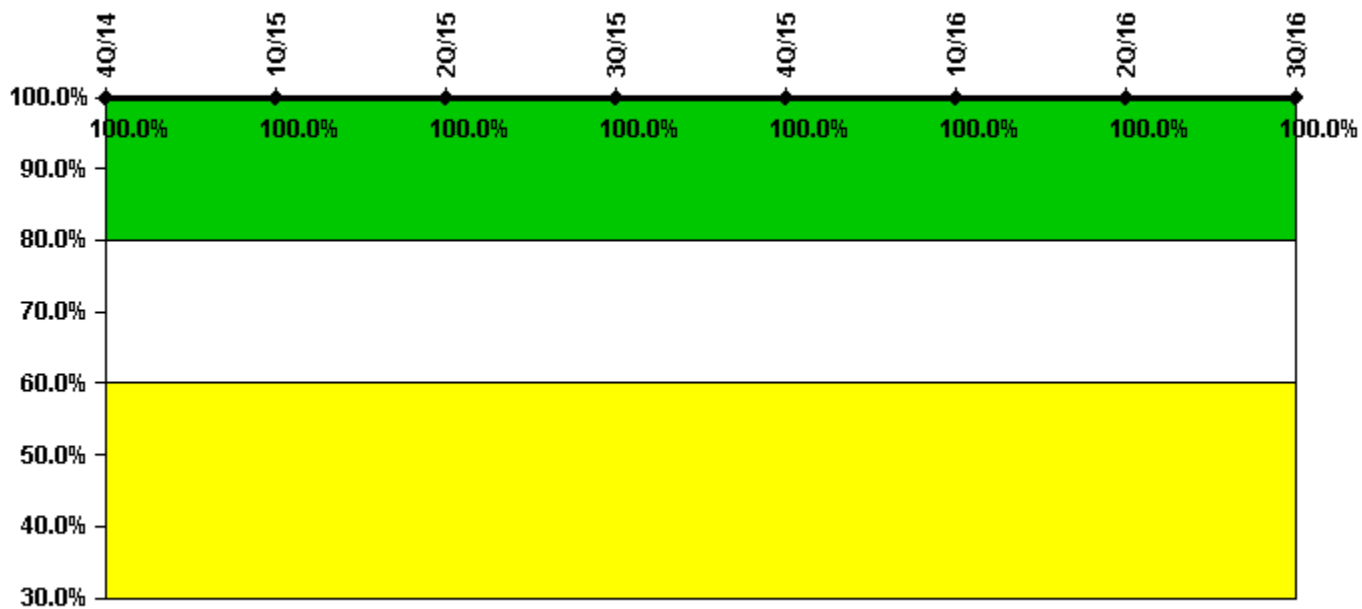
Drill/Exercise Performance	4Q/14	1Q/15	2Q/15	3Q/15	4Q/15	1Q/16	2Q/16	3Q/16
Successful opportunities	46.0	104.0	91.0	60.0	2.0	10.0	126.0	85.0
Total opportunities	48.0	106.0	91.0	61.0	2.0	10.0	129.0	85.0
Indicator value	95.6%	96.2%	96.8%	97.5%	97.7%	98.2%	98.3%	98.5%

#### Licensee Comments:

1Q/15: Corrected 4Q14 data DEP total opportunities from 50 to 46 and DEP total success from 52 to 48 due to administrative error. (CR 15-4048). This change did not affect the color of the indicator. Corrected 2Q14 data DEP total opportunities from 183 to 61 and DEP total success from 177 to 59 due data entry error (CR 15-2575). This change did not affect the color of the indicator.

4Q/14: Corrected 4Q14 data DEP total opportunities from 50 to 46 and DEP total success from 52 to 48 due to administrative error. (CR 15-4048). This change did not affect the color of the indicator.

### ERO Drill Participation



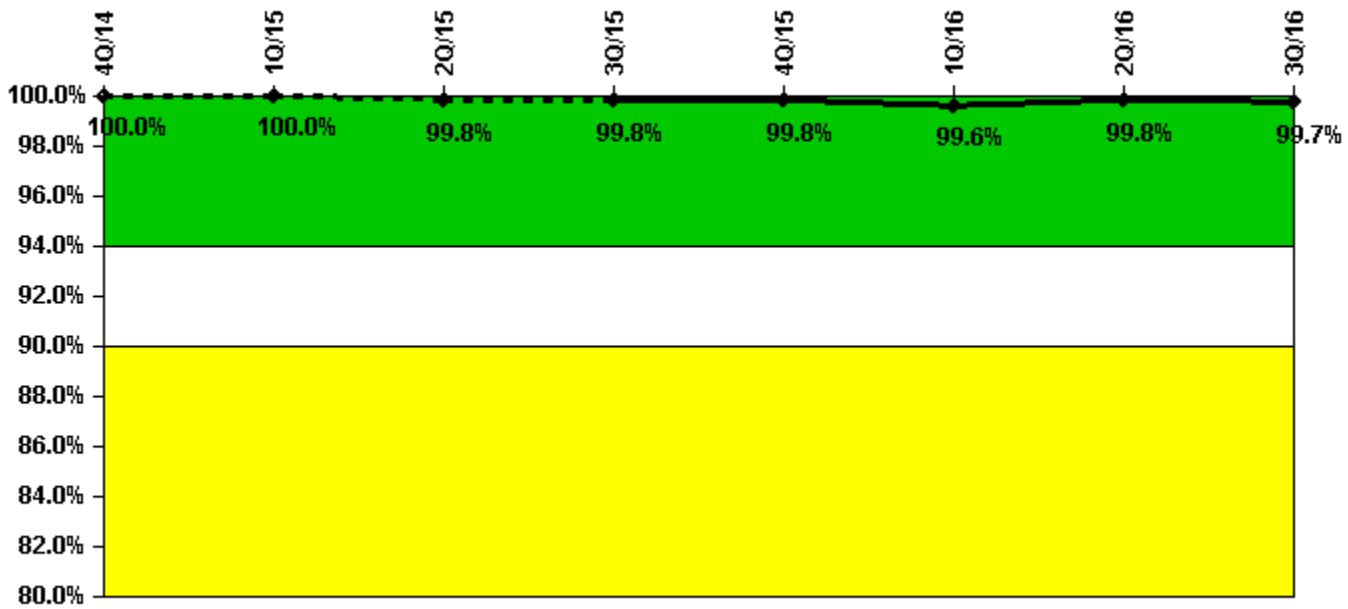
Thresholds: White < 80.0% Yellow < 60.0%

#### Notes

ERO Drill Participation	4Q/14	1Q/15	2Q/15	3Q/15	4Q/15	1Q/16	2Q/16	3Q/16
Participating Key personnel	127.0	129.0	127.0	128.0	125.0	113.0	122.0	124.0
Total Key personnel	127.0	129.0	127.0	128.0	125.0	113.0	122.0	124.0
Indicator value	100.0%	100.0%	100.0%	100.0%	100.0%	100.0%	100.0%	100.0%

Licensee Comments: none

### Alert & Notification System



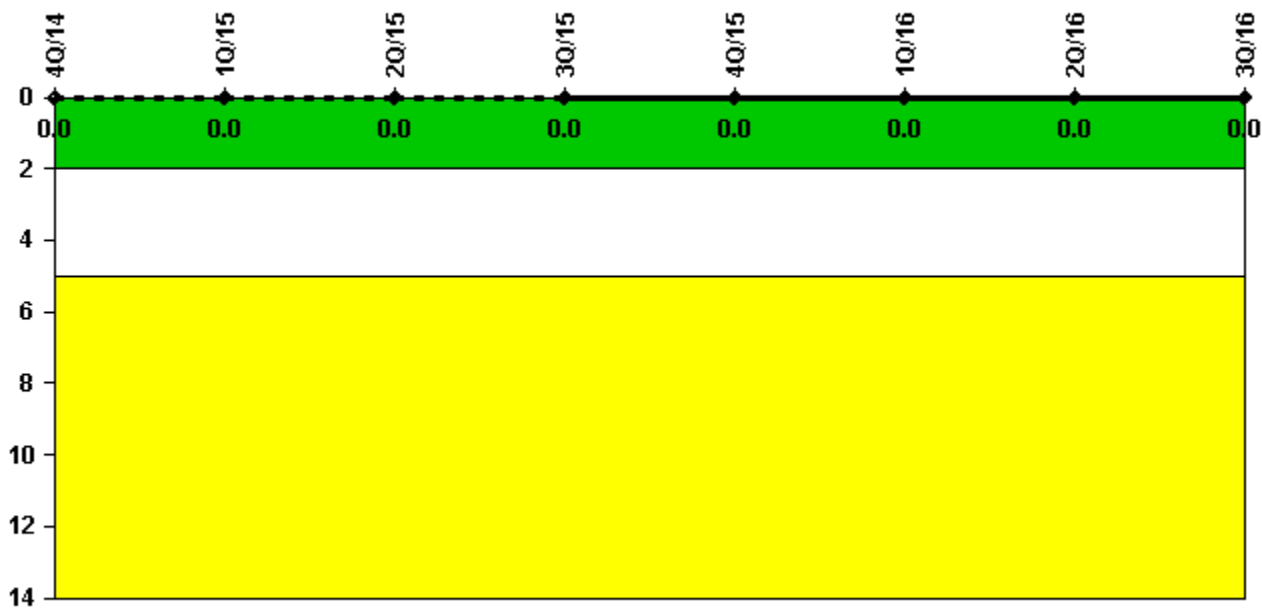
Thresholds: White < 94.0% Yellow < 90.0%

#### Notes

Alert & Notification System	4Q/14	1Q/15	2Q/15	3Q/15	4Q/15	1Q/16	2Q/16	3Q/16
Successful siren-tests	256	256	222	256	256	254	256	223
Total sirens-tests	256	256	224	256	256	256	256	224
Indicator value	100.0%	100.0%	99.8%	99.8%	99.8%	99.6%	99.8%	99.7%

Licensee Comments: none

### Occupational Exposure Control Effectiveness



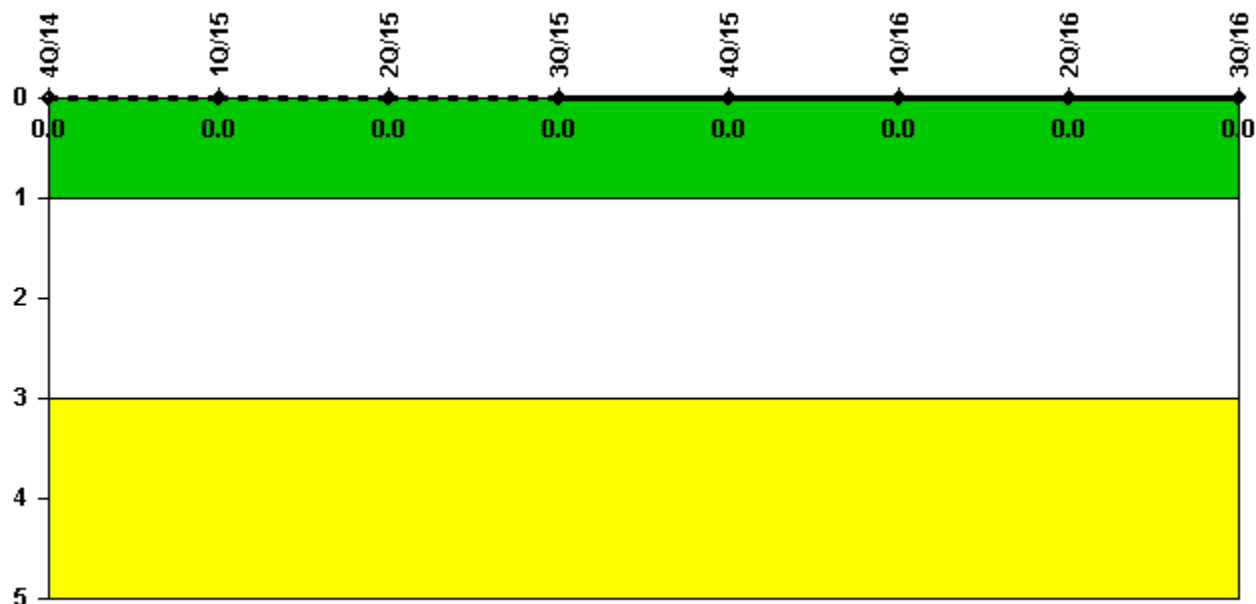
Thresholds: White > 2.0 Yellow > 5.0

#### Notes

Occupational Exposure Control Effectiveness	4Q/14	1Q/15	2Q/15	3Q/15	4Q/15	1Q/16	2Q/16	3Q/16
High radiation area occurrences	0	0	0	0	0	0	0	0
Very high radiation area occurrences	0	0	0	0	0	0	0	0
Unintended exposure occurrences	0	0	0	0	0	0	0	0
<b>Indicator value</b>	<b>0</b>	<b>0</b>	<b>0</b>	<b>0</b>	<b>0</b>	<b>0</b>	<b>0</b>	<b>0</b>

Licensee Comments: none

### RETS/ODCM Radiological Effluent



Thresholds: White > 1.0 Yellow > 3.0

#### Notes

RETS/ODCM Radiological Effluent	4Q/14	1Q/15	2Q/15	3Q/15	4Q/15	1Q/16	2Q/16	3Q/16
RETS/ODCM occurrences	0	0	0	0	0	0	0	0
Indicator value	0	0	0	0	0	0	0	0

Licensee Comments: none

Although the Security Cornerstone is included in the Reactor Oversight Process assessment program, the Commission has decided that specific information related to findings and performance indicators pertaining to the Security Cornerstone will not be publicly available to ensure that security information is not provided to a possible adversary. Other than the fact that a finding or performance indicator is Green or Greater-Than-Green, security related information will not be displayed on the public web page.



▲ [Action Matrix Summary](#) | [Inspection Findings Summary](#) | [PI Summary](#) | [Reactor Oversight Process](#)

*Last Modified: October 23, 2016*