

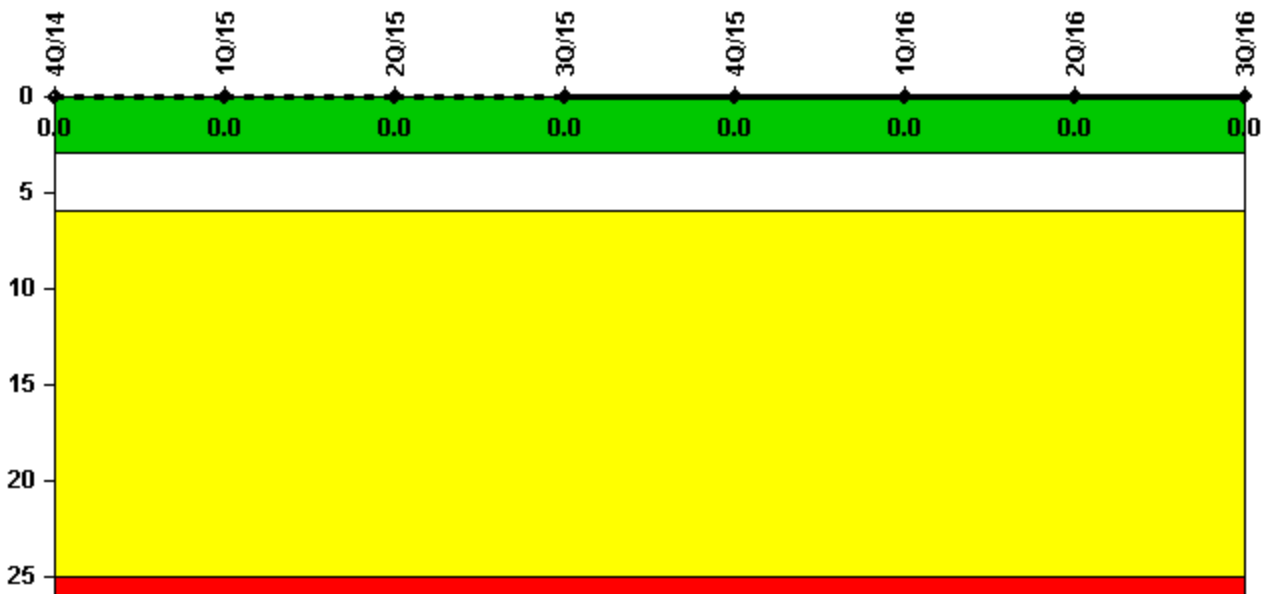
## Peach Bottom 3

### 3Q/2016 Performance Indicators

The solid trend line represents the current reporting period.

Licensee's General Comments: none

#### Unplanned Scrams per 7000 Critical Hrs



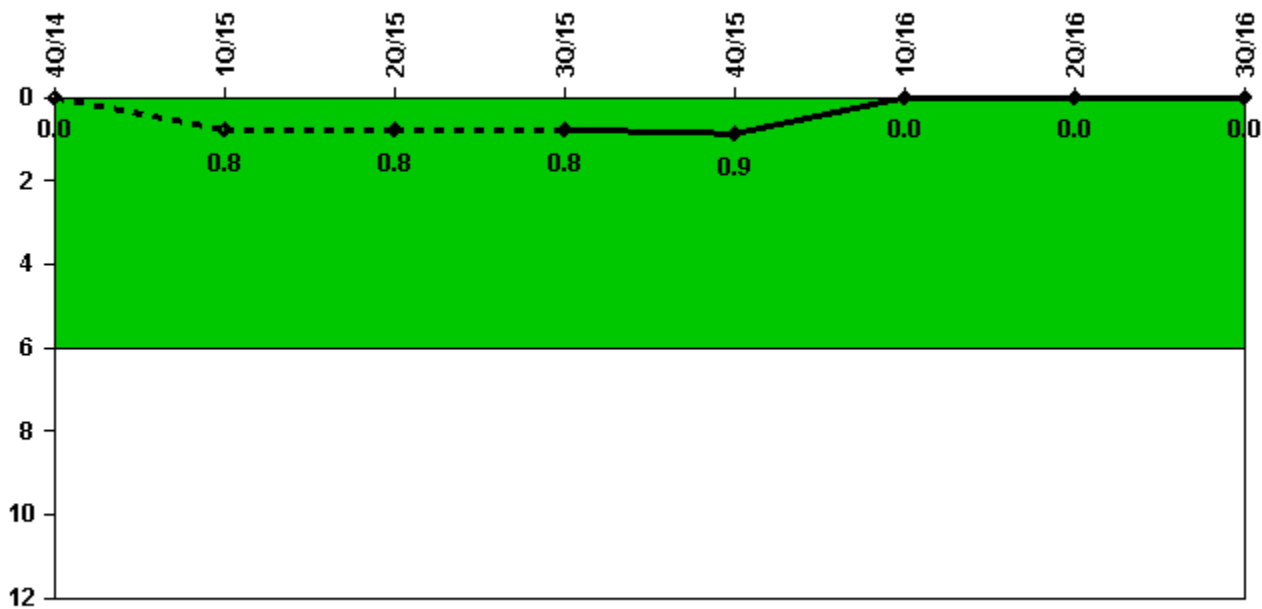
**Thresholds: White > 3.0 Yellow > 6.0 Red > 25.0**

#### Notes

Unplanned Scrams per 7000 Critical Hrs	4Q/14	1Q/15	2Q/15	3Q/15	4Q/15	1Q/16	2Q/16	3Q/16
Unplanned scrams	0	0	0	0	0	0	0	0
Critical hours	2209.0	2159.0	2184.0	1969.3	1722.9	2183.0	2184.0	2208.0
Indicator value	0	0	0	0	0	0	0	0

Licensee Comments: none

### Unplanned Power Changes per 7000 Critical Hrs



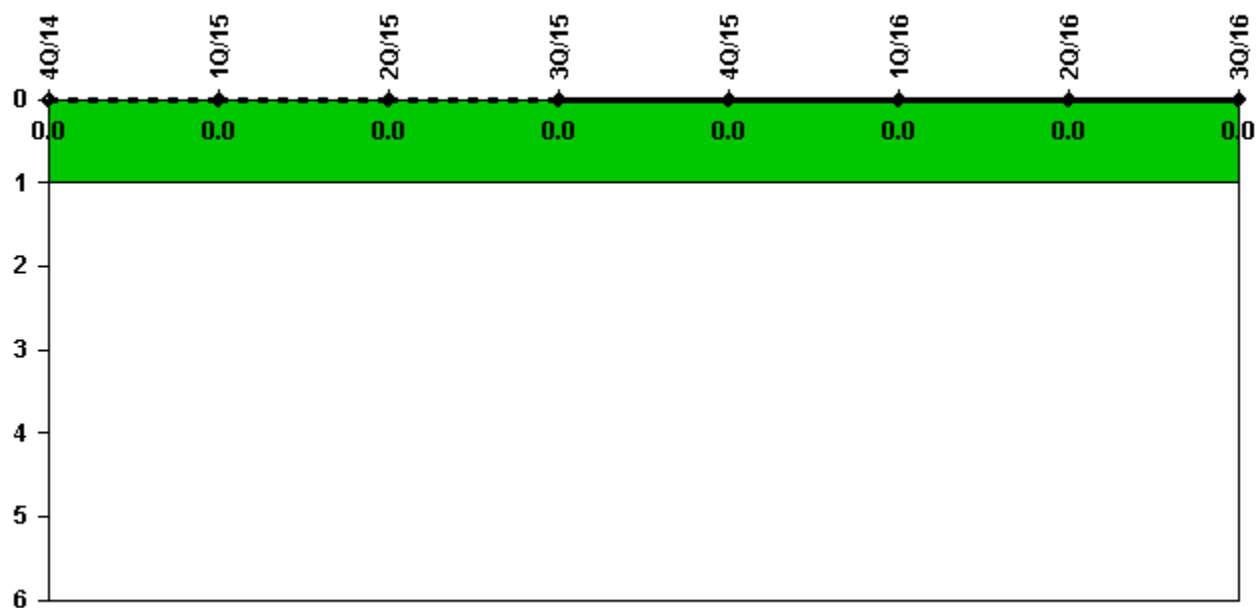
Thresholds: White > 6.0

#### Notes

Unplanned Power Changes per 7000 Critical Hrs	4Q/14	1Q/15	2Q/15	3Q/15	4Q/15	1Q/16	2Q/16	3Q/16
Unplanned power changes	0	1.0	0	0	0	0	0	0
Critical hours	2209.0	2159.0	2184.0	1969.3	1722.9	2183.0	2184.0	2208.0
<b>Indicator value</b>	<b>0</b>	<b>0.8</b>	<b>0.8</b>	<b>0.8</b>	<b>0.9</b>	<b>0</b>	<b>0</b>	<b>0</b>

Licensee Comments: none

### Unplanned Scrams with Complications



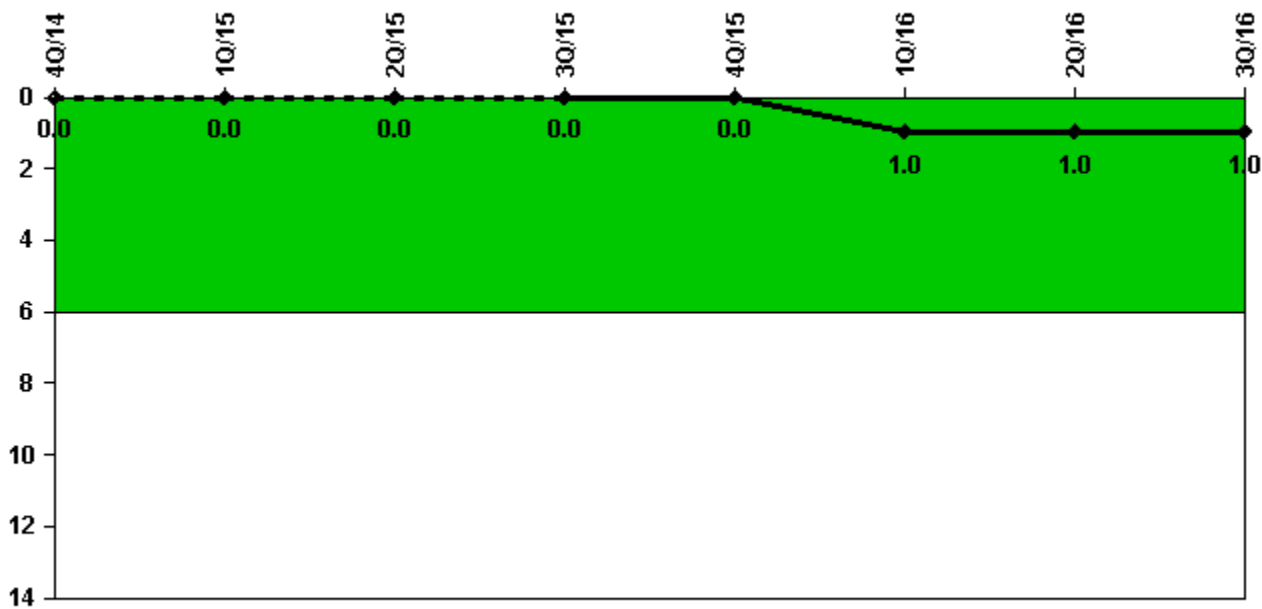
Thresholds: White > 1.0

#### Notes

Unplanned Scrams with Complications	4Q/14	1Q/15	2Q/15	3Q/15	4Q/15	1Q/16	2Q/16	3Q/16
Scrams with complications	0	0	0	0	0	0	0	0
<b>Indicator value</b>	<b>0.0</b>	<b>0.0</b>	<b>0.0</b>	<b>0.0</b>	<b>0.0</b>	<b>0.0</b>	<b>0.0</b>	<b>0.0</b>

Licensee Comments: none

### Safety System Functional Failures (BWR)



Thresholds: White > 6.0

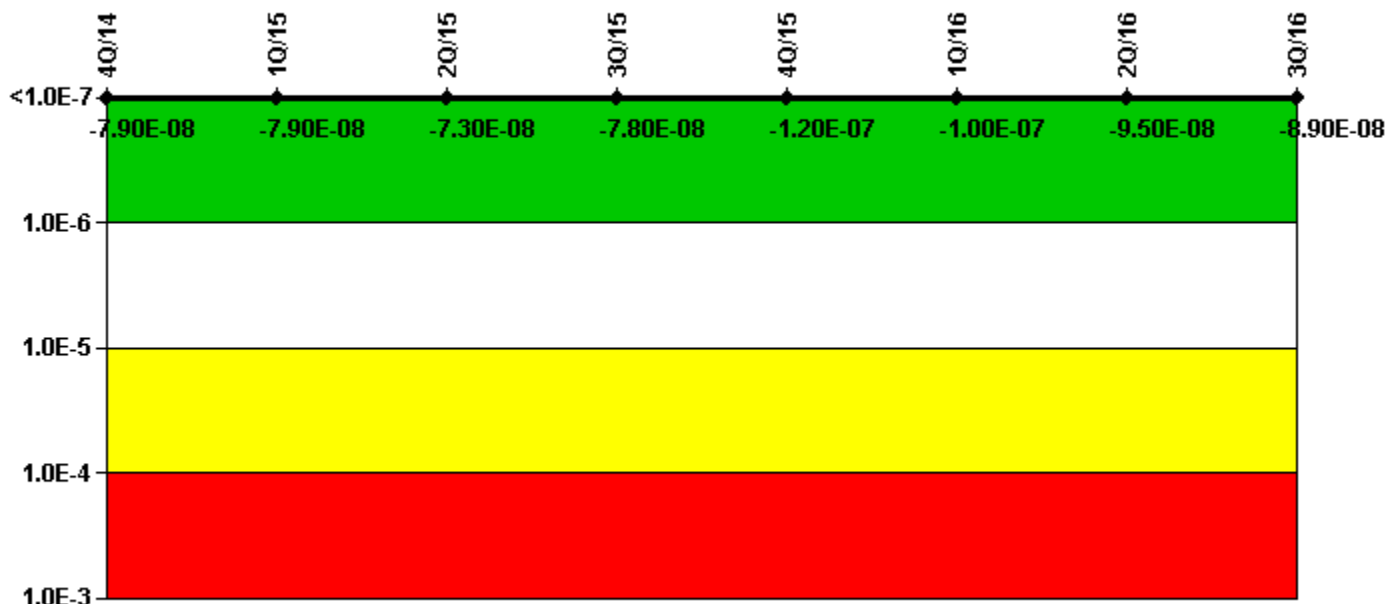
#### Notes

Safety System Functional Failures (BWR)	4Q/14	1Q/15	2Q/15	3Q/15	4Q/15	1Q/16	2Q/16	3Q/16
Safety System Functional Failures	0	0	0	0	0	1	0	0
<b>Indicator value</b>	<b>0</b>	<b>0</b>	<b>0</b>	<b>0</b>	<b>0</b>	<b>1</b>	<b>1</b>	<b>1</b>

Licensee Comments:

1Q/16: LER 3-15-001

### Mitigating Systems Performance Index, Emergency AC Power System



Thresholds: White > 1.00E-6 Yellow > 1.00E-5 Red > 1.00E-4

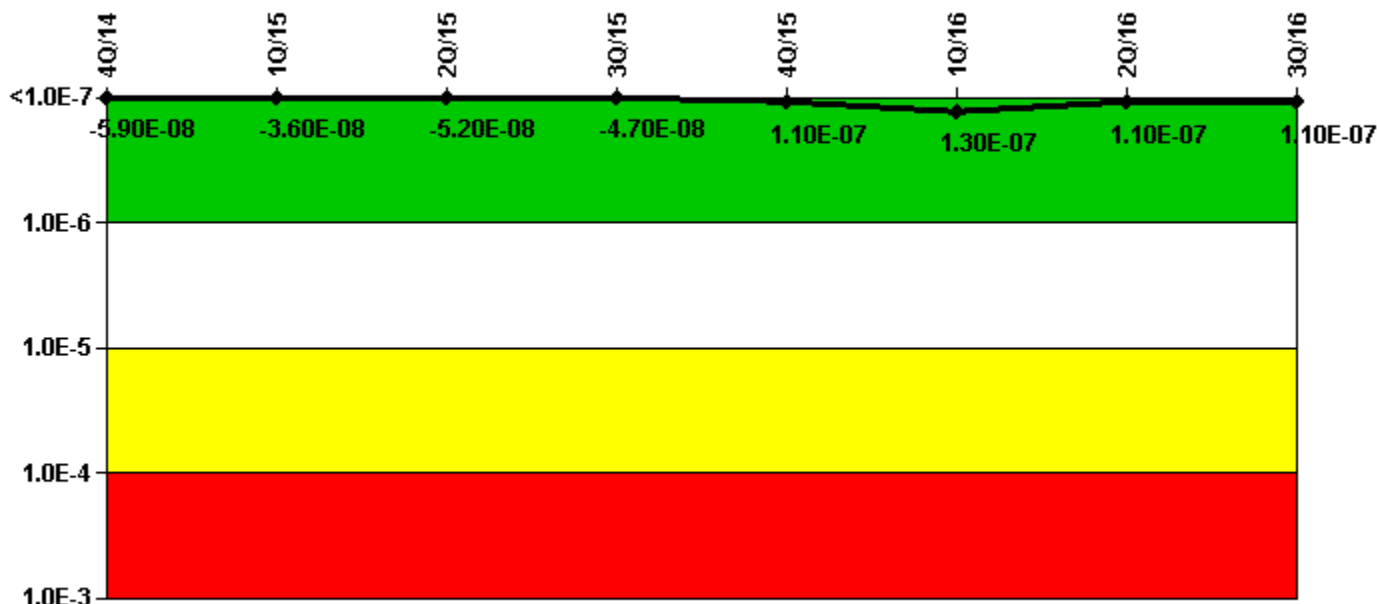
#### Notes

Mitigating Systems Performance Index, Emergency AC Power System	4Q/14	1Q/15	2Q/15	3Q/15	4Q/15	1Q/16	2Q/16	3Q/16
UAI ( $\Delta$ CDF)	2.98E-09	3.21E-09	2.95E-09	-1.77E-09	-3.77E-09	-1.03E-08	-8.07E-10	4.01E-09
URI ( $\Delta$ CDF)	-8.15E-08	-8.17E-08	-7.55E-08	-7.63E-08	-1.19E-07	-9.36E-08	-9.40E-08	-9.31E-08
PLE	NO	NO	NO	NO	NO	NO	NO	NO
Indicator value	-7.90E-08	-7.90E-08	-7.30E-08	-7.80E-08	-1.20E-07	-1.00E-07	-9.50E-08	-8.90E-08

Licensee Comments:

2Q/15: Changed PRA Parameter(s). Changed PRA Parameters based on PRA Model Update PB 2(3)14A; MSPI Basis Document Revision 11.

### Mitigating Systems Performance Index, High Pressure Injection System



Thresholds: White >  $1.00E-6$  Yellow >  $1.00E-5$  Red >  $1.00E-4$

#### Notes

Mitigating Systems Performance Index, High Pressure Injection System	4Q/14	1Q/15	2Q/15	3Q/15	4Q/15	1Q/16	2Q/16	3Q/16
UAI ( $\Delta$ CDF)	$2.76E-08$	$4.82E-08$	$-4.58E-09$	$-1.09E-09$	$-1.97E-08$	$-1.89E-09$	$-2.35E-08$	$-2.36E-08$
URI ( $\Delta$ CDF)	$-8.67E-08$	$-8.42E-08$	$-4.73E-08$	$-4.57E-08$	$1.33E-07$	$1.31E-07$	$1.31E-07$	$1.31E-07$
PLE	NO	NO	NO	NO	NO	NO	NO	NO
Indicator value	$-5.90E-08$	$-3.60E-08$	$-5.20E-08$	$-4.70E-08$	$1.10E-07$	$1.30E-07$	$1.10E-07$	$1.10E-07$

Licensee Comments:

2Q/15: Changed PRA Parameter(s). Changed PRA Parameters based on PRA Model Update PB 2(3)14A; MSPI Basis Document Revision 11.

### Mitigating Systems Performance Index, Heat Removal System



Thresholds: White > 1.00E-6 Yellow > 1.00E-5 Red > 1.00E-4

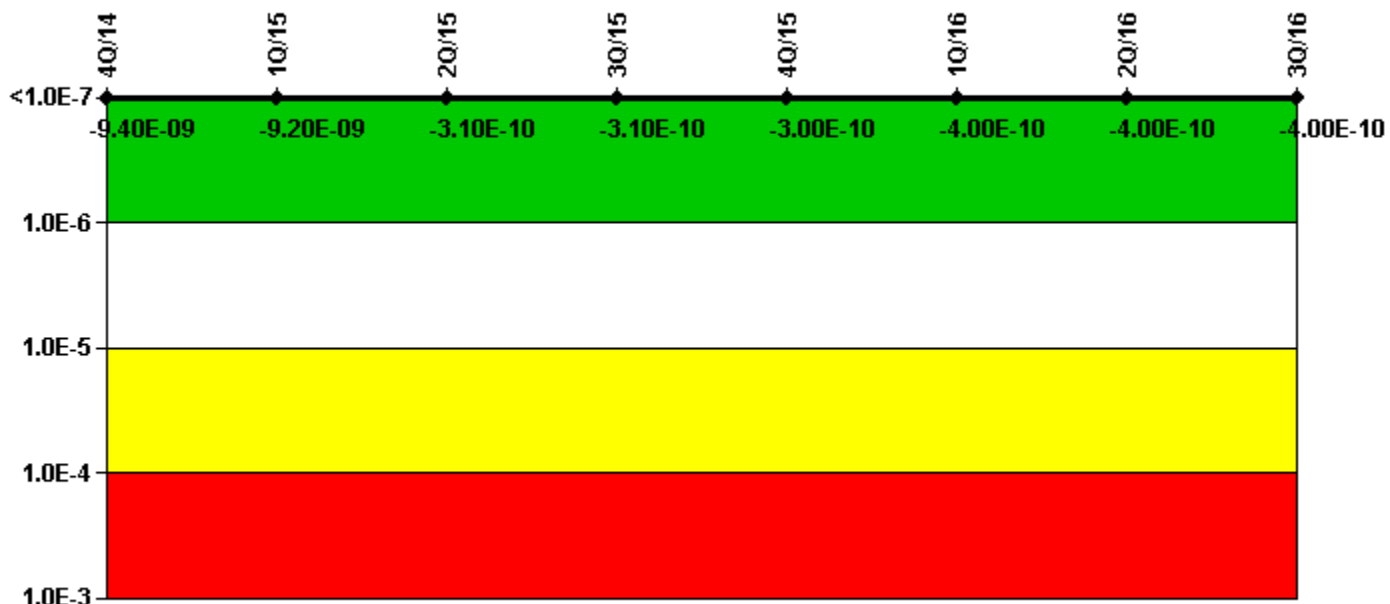
#### Notes

Mitigating Systems Performance Index, Heat Removal System	4Q/14	1Q/15	2Q/15	3Q/15	4Q/15	1Q/16	2Q/16	3Q/16
UAI ( $\Delta$ CDF)	-3.12E-08	-3.19E-08	-1.68E-08	-1.68E-08	-1.68E-08	-1.63E-08	-1.63E-08	-1.63E-08
URI ( $\Delta$ CDF)	-1.04E-08	-7.70E-09	1.26E-10	1.77E-09	1.77E-09	2.51E-09	2.51E-09	2.51E-09
PLE	NO	NO	NO	NO	NO	NO	NO	NO
Indicator value	-4.20E-08	-4.00E-08	-1.70E-08	-1.50E-08	-1.50E-08	-1.40E-08	-1.40E-08	-1.40E-08

Licensee Comments:

2Q/15: Changed PRA Parameter(s). Changed PRA Parameters based on PRA Model Update PB 2(3)14A; MSPI Basis Document Revision 11.

### Mitigating Systems Performance Index, Residual Heat Removal System



Thresholds: White > 1.00E-6 Yellow > 1.00E-5 Red > 1.00E-4

#### Notes

Mitigating Systems Performance Index, Residual Heat Removal System	4Q/14	1Q/15	2Q/15	3Q/15	4Q/15	1Q/16	2Q/16	3Q/16
UAI ( $\Delta$ CDF)	-3.87E-10	-1.56E-10	1.57E-10	1.61E-10	1.69E-10	0.00E+00	0.00E+00	0.00E+00
URI ( $\Delta$ CDF)	-9.02E-09	-9.02E-09	-4.67E-10	-4.67E-10	-4.67E-10	-4.04E-10	-4.04E-10	-4.04E-10
PLE	NO	NO	NO	NO	NO	NO	NO	NO
Indicator value	-9.40E-09	-9.20E-09	-3.10E-10	-3.10E-10	-3.00E-10	-4.00E-10	-4.00E-10	-4.00E-10

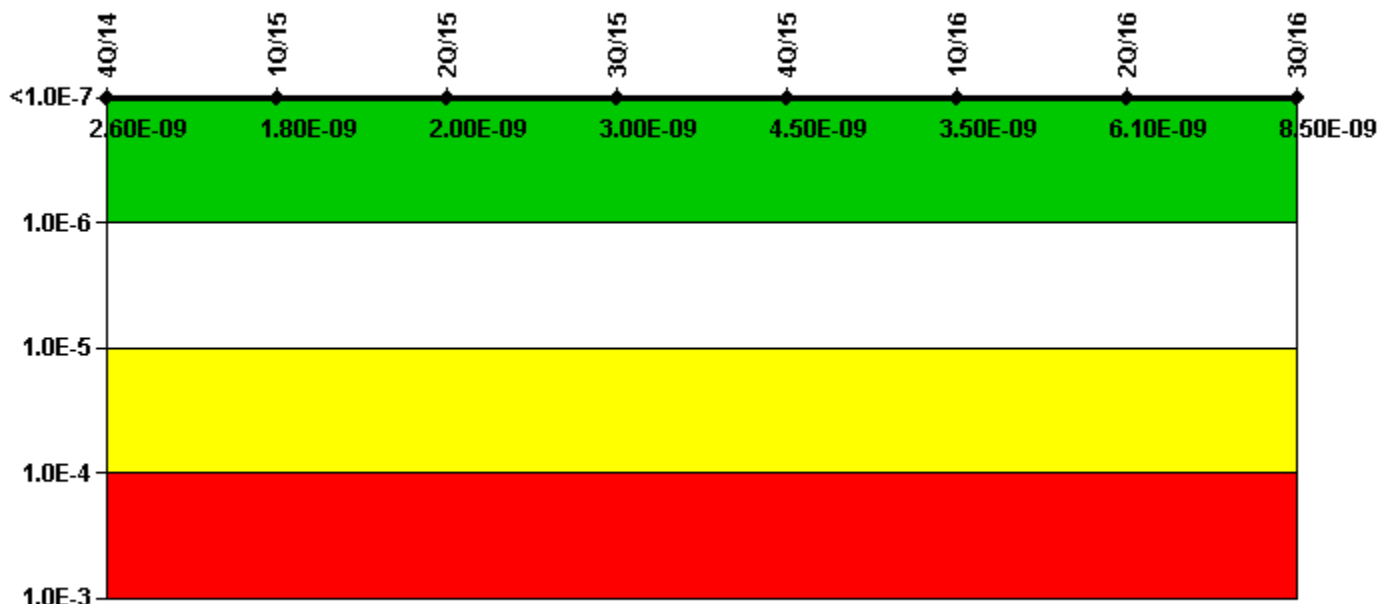
#### Licensee Comments:

2Q/15: Changed PRA Parameter(s). Changed PRA Parameters based on PRA Model Update PB 2(3)14A; MSPI Basis Document Revision 11.

4Q/14: Changed PRA Parameter(s). Change from monitoring 2 trains of RHR to 4 trains. Corresponding PRA values revised to reflect the change in train boundaries as documented in the MSPI Basis Document Rev 9.



### Mitigating Systems Performance Index, Cooling Water Systems



Thresholds: White > 1.00E-6 Yellow > 1.00E-5 Red > 1.00E-4

#### Notes

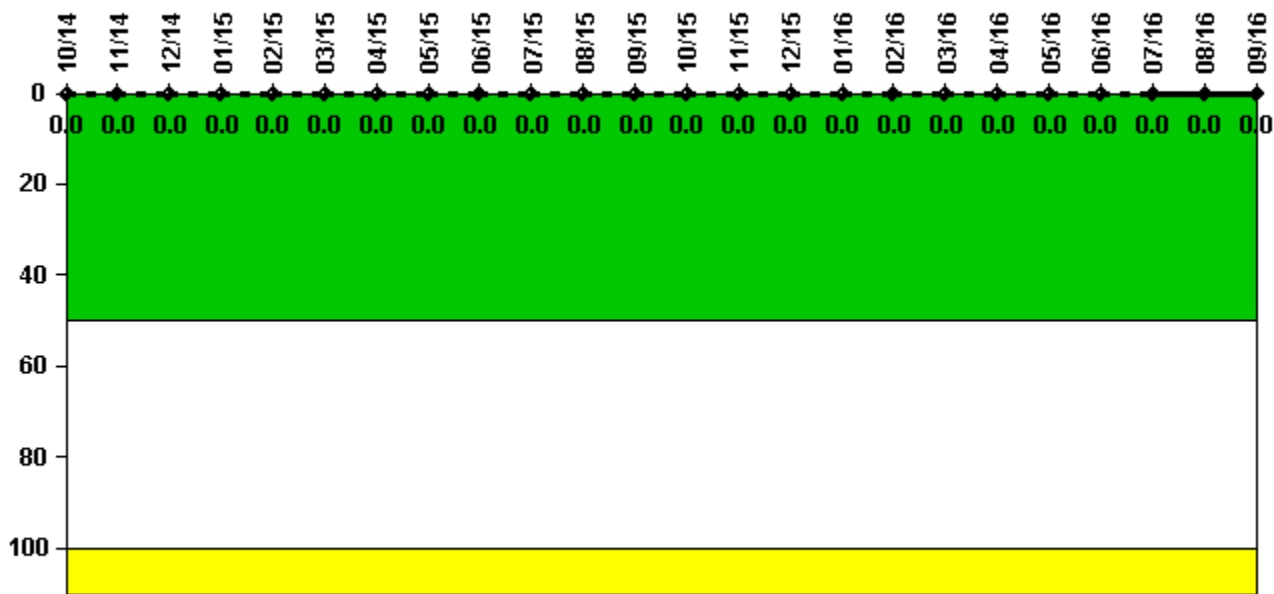
Mitigating Systems Performance Index, Cooling Water Systems	4Q/14	1Q/15	2Q/15	3Q/15	4Q/15	1Q/16	2Q/16	3Q/16
UAI ( $\Delta$ CDF)	4.04E-09	3.28E-09	4.44E-09	5.40E-09	6.96E-09	5.79E-09	5.81E-09	5.52E-09
URI ( $\Delta$ CDF)	-1.47E-09	-1.47E-09	-2.44E-09	-2.44E-09	-2.44E-09	-2.26E-09	3.34E-10	2.93E-09
PLE	NO	NO	NO	NO	NO	NO	NO	NO
Indicator value	2.60E-09	1.80E-09	2.00E-09	3.00E-09	4.50E-09	3.50E-09	6.10E-09	8.50E-09

Licensee Comments:

2Q/15: Changed PRA Parameter(s). Changed PRA Parameters based on PRA Model Update PB 2(3)14A; MSPI Basis Document Revision 11.

4Q/14: Changed PRA Parameter(s). Change from monitoring 2 trains of HPSW to 4 segments. Corresponding PRA values revised to reflect the change in train boundaries as documented in the MSPI Basis Document Rev 9.

### Reactor Coolant System Activity



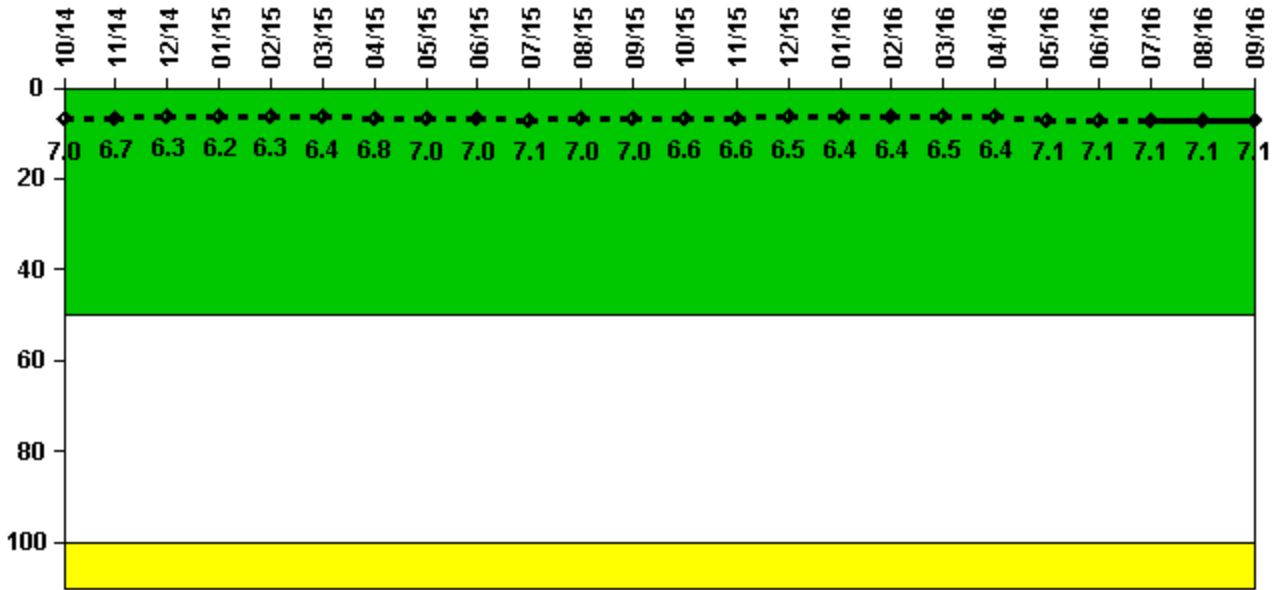
Thresholds: White > 50.0 Yellow > 100.0

#### Notes

Reactor Coolant System Activity	10/14	11/14	12/14	1/15	2/15	3/15	4/15	5/15	6/15	7/15	8/15	9/15
Maximum activity	0.000023	0.000021	0.000019	0.000026	0.000022	0.000022	0.000020	0.000019	0.000021	0.000022	0.000023	0.000023
Technical specification limit	0.2	0.2	0.2	0.2	0.2	0.2	0.2	0.2	0.2	0.2	0.2	0.2
Indicator value	0	0	0	0	0	0	0	0	0	0	0	0
Reactor Coolant System Activity	10/15	11/15	12/15	1/16	2/16	3/16	4/16	5/16	6/16	7/16	8/16	9/16
Maximum activity	0.000014	0.000017	0.000018	0.000019	0.000020	0.000018	0.000020	0.000021	0.000024	0.000022	0.000025	0.000023
Technical specification limit	0.2	0.2	0.2	0.2	0.2	0.2	0.2	0.2	0.2	0.2	0.2	0.2
Indicator value	0	0	0	0	0	0	0	0	0	0	0	0

Licensee Comments: none

### Reactor Coolant System Leakage



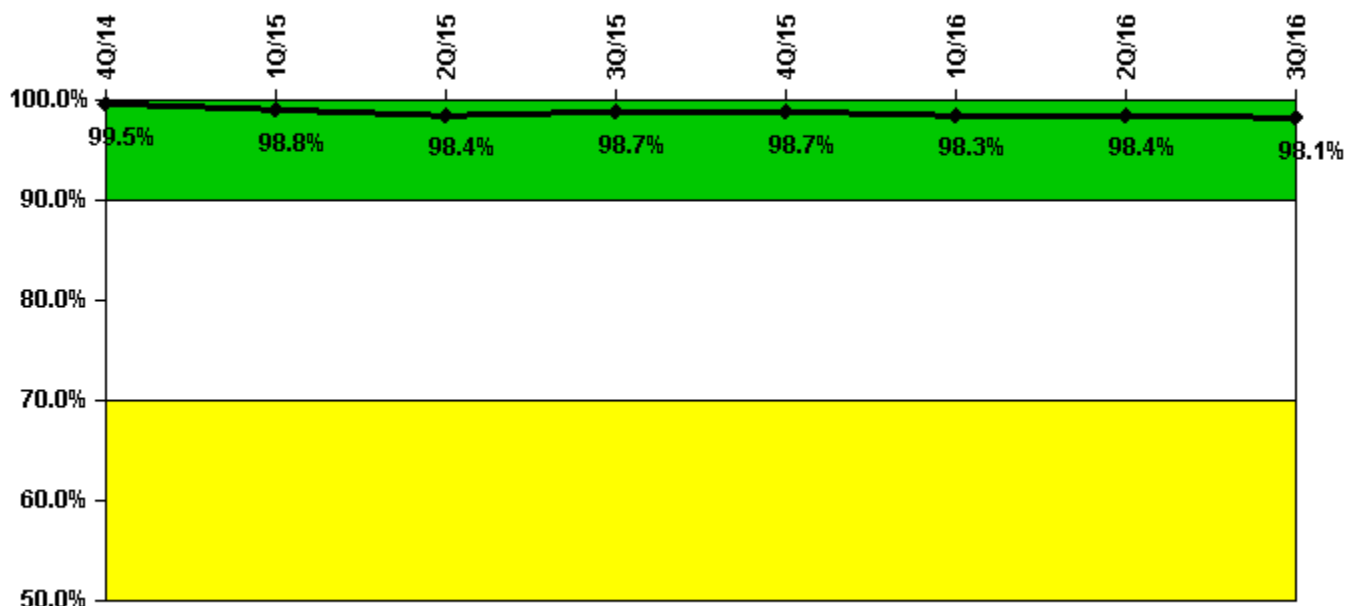
Thresholds: White > 50.0 Yellow > 100.0

**Notes**

Reactor Coolant System Leakage	10/14	11/14	12/14	1/15	2/15	3/15	4/15	5/15	6/15	7/15	8/15	9/15
Maximum leakage	1.750	1.680	1.570	1.560	1.570	1.590	1.710	1.740	1.750	1.770	1.750	1.750
Technical specification limit	25.0	25.0	25.0	25.0	25.0	25.0	25.0	25.0	25.0	25.0	25.0	25.0
<b>Indicator value</b>	<b>7.0</b>	<b>6.7</b>	<b>6.3</b>	<b>6.2</b>	<b>6.3</b>	<b>6.4</b>	<b>6.8</b>	<b>7.0</b>	<b>7.0</b>	<b>7.1</b>	<b>7.0</b>	<b>7.0</b>
Reactor Coolant System Leakage	10/15	11/15	12/15	1/16	2/16	3/16	4/16	5/16	6/16	7/16	8/16	9/16
Maximum leakage	1.640	1.640	1.630	1.610	1.590	1.620	1.590	1.780	1.770	1.780	1.780	1.770
Technical specification limit	25.0	25.0	25.0	25.0	25.0	25.0	25.0	25.0	25.0	25.0	25.0	25.0
<b>Indicator value</b>	<b>6.6</b>	<b>6.6</b>	<b>6.5</b>	<b>6.4</b>	<b>6.4</b>	<b>6.5</b>	<b>6.4</b>	<b>7.1</b>	<b>7.1</b>	<b>7.1</b>	<b>7.1</b>	<b>7.1</b>

Licensee Comments: none

### Drill/Exercise Performance



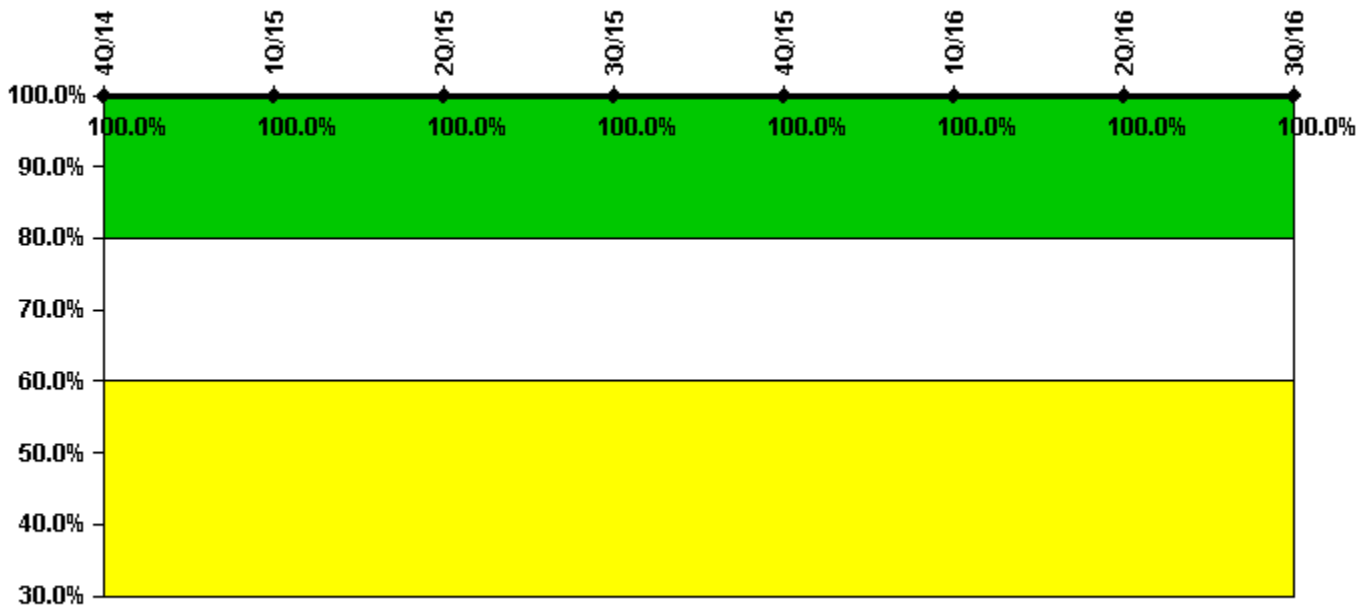
Thresholds: White < 90.0% Yellow < 70.0%

#### Notes

Drill/Exercise Performance	4Q/14	1Q/15	2Q/15	3Q/15	4Q/15	1Q/16	2Q/16	3Q/16
Successful opportunities	0	102.0	43.0	10.0	30.0	80.0	72.0	23.0
Total opportunities	0	105.0	44.0	10.0	30.0	81.0	73.0	24.0
Indicator value	99.5%	98.8%	98.4%	98.7%	98.7%	98.3%	98.4%	98.1%

Licensee Comments: none

### ERO Drill Participation



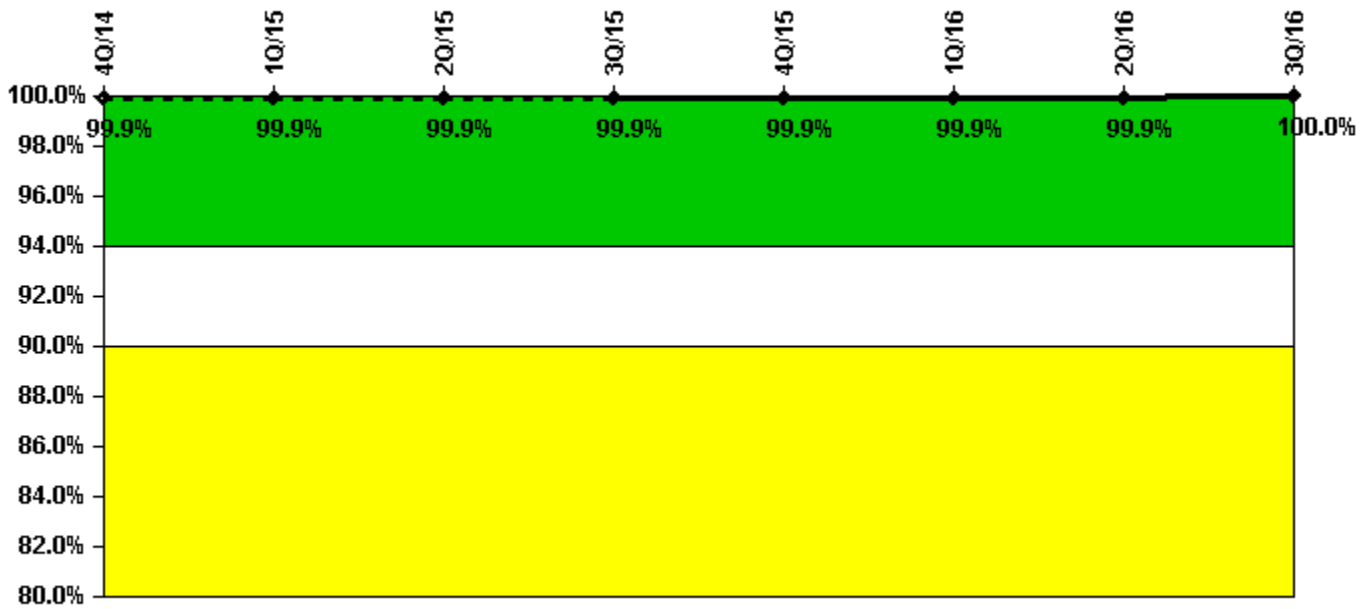
Thresholds: White < 80.0% Yellow < 60.0%

#### Notes

ERO Drill Participation	4Q/14	1Q/15	2Q/15	3Q/15	4Q/15	1Q/16	2Q/16	3Q/16
Participating Key personnel	74.0	76.0	76.0	78.0	78.0	72.0	74.0	75.0
Total Key personnel	74.0	76.0	76.0	78.0	78.0	72.0	74.0	75.0
Indicator value	100.0%	100.0%	100.0%	100.0%	100.0%	100.0%	100.0%	100.0%

Licensee Comments: none

### Alert & Notification System



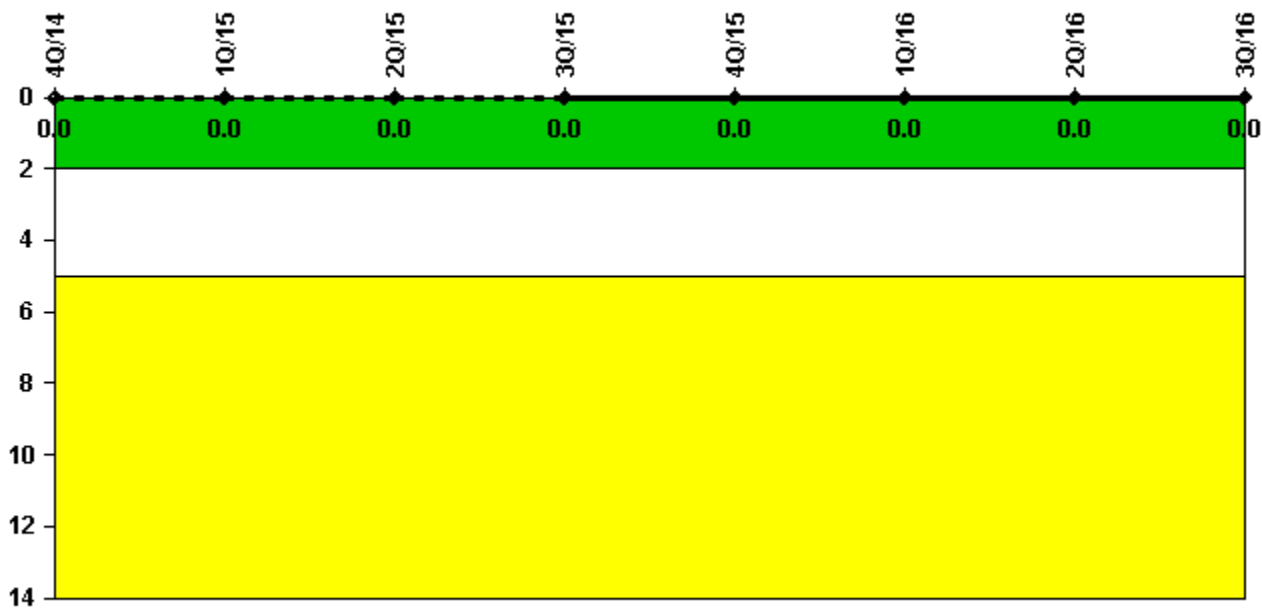
Thresholds: White < 94.0% Yellow < 90.0%

#### Notes

Alert & Notification System	4Q/14	1Q/15	2Q/15	3Q/15	4Q/15	1Q/16	2Q/16	3Q/16
Successful siren-tests	1356	1163	1260	1356	1259	1261	1261	1261
Total sirens-tests	1358	1164	1261	1358	1261	1261	1261	1261
Indicator value	99.9%	99.9%	99.9%	99.9%	99.9%	99.9%	99.9%	100.0%

Licensee Comments: none

### Occupational Exposure Control Effectiveness



Thresholds: White > 2.0 Yellow > 5.0

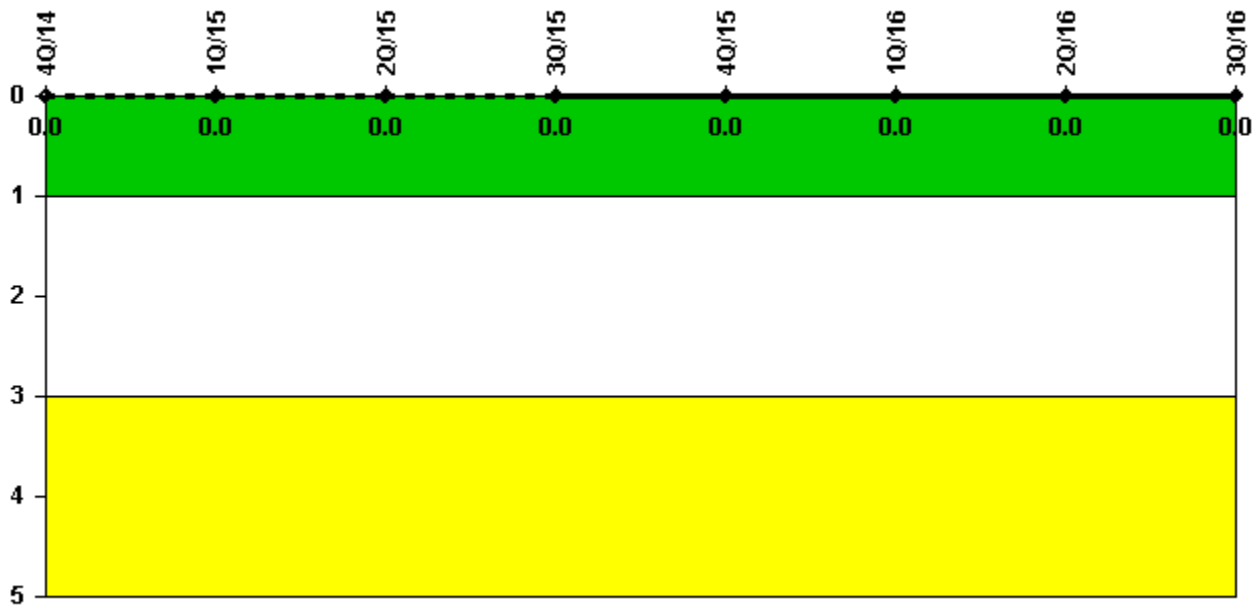
#### Notes

Occupational Exposure Control Effectiveness	4Q/14	1Q/15	2Q/15	3Q/15	4Q/15	1Q/16	2Q/16	3Q/16
High radiation area occurrences	0	0	0	0	0	0	0	0
Very high radiation area occurrences	0	0	0	0	0	0	0	0
Unintended exposure occurrences	0	0	0	0	0	0	0	0
<b>Indicator value</b>	<b>0</b>	<b>0</b>	<b>0</b>	<b>0</b>	<b>0</b>	<b>0</b>	<b>0</b>	<b>0</b>

Licensee Comments:

3Q/15: Update to remove High Radiation Area Occurrence per NEI reporting criteria. There was no color or threshold change.

### RETS/ODCM Radiological Effluent



Thresholds: White > 1.0 Yellow > 3.0

#### Notes

RETS/ODCM Radiological Effluent	4Q/14	1Q/15	2Q/15	3Q/15	4Q/15	1Q/16	2Q/16	3Q/16
RETS/ODCM occurrences	0	0	0	0	0	0	0	0
Indicator value	0	0	0	0	0	0	0	0

Licensee Comments: none

Although the Security Cornerstone is included in the Reactor Oversight Process assessment program, the Commission has decided that specific information related to findings and performance indicators pertaining to the Security Cornerstone will not be publicly available to ensure that security information is not provided to a possible adversary. Other than the fact that a finding or performance indicator is Green or Greater-Than-Green, security related information will not be displayed on the public web page.



▲ [Action Matrix Summary](#) | [Inspection Findings Summary](#) | [PI Summary](#) | [Reactor Oversight Process](#)

*Last Modified: October 23, 2016*