

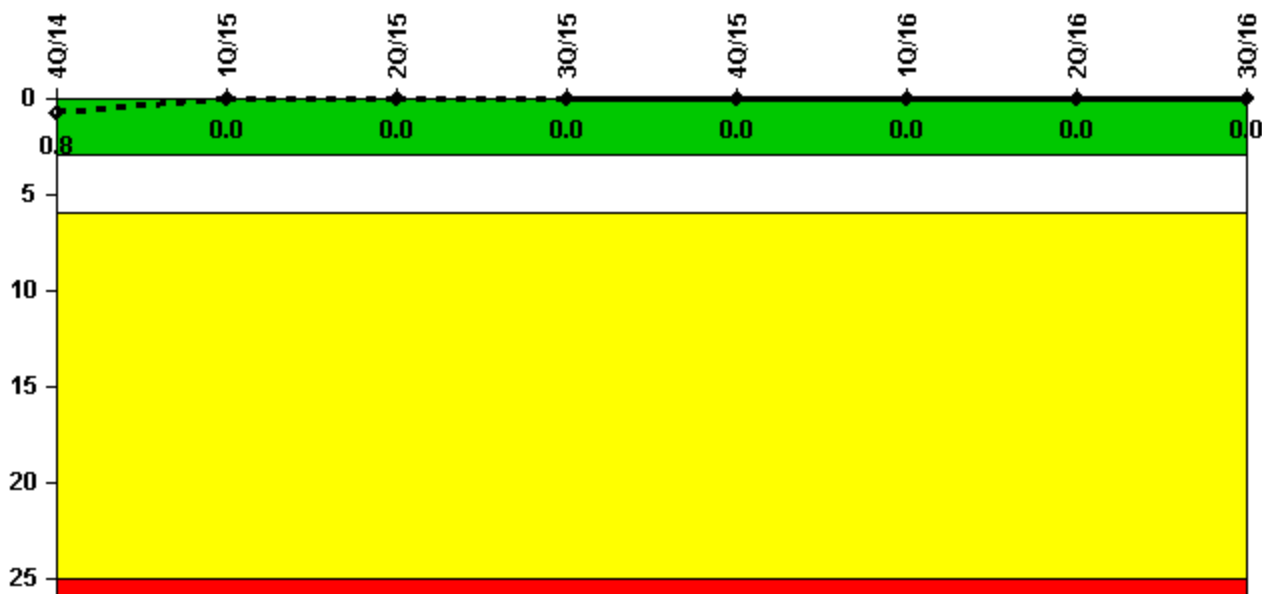
# Harris 1

## 3Q/2016 Performance Indicators

The solid trend line represents the current reporting period.

Licensee's General Comments: none

### Unplanned Scrams per 7000 Critical Hrs



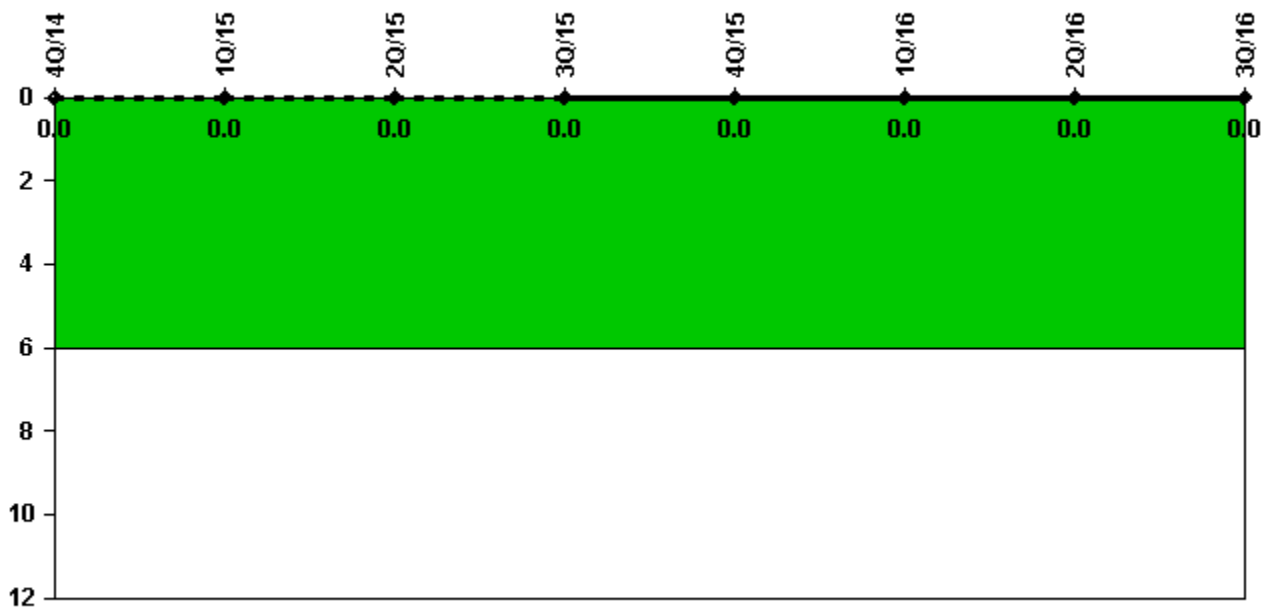
Thresholds: White > 3.0 Yellow > 6.0 Red > 25.0

### Notes

Unplanned Scrams per 7000 Critical Hrs	4Q/14	1Q/15	2Q/15	3Q/15	4Q/15	1Q/16	2Q/16	3Q/16
Unplanned scrams	0	0	0	0	0	0	0	0
Critical hours	2209.0	2159.0	1166.2	2208.0	2209.0	2183.0	2184.0	2208.0
Indicator value	0.8	0	0	0	0	0	0	0

Licensee Comments: none

### Unplanned Power Changes per 7000 Critical Hrs



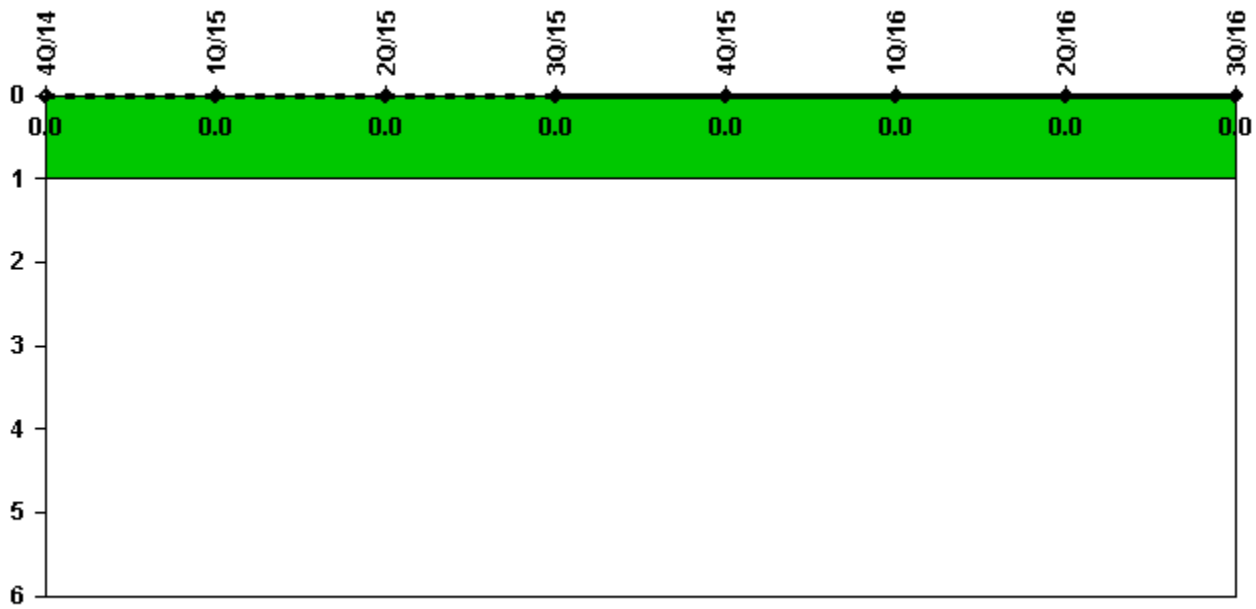
Thresholds: White > 6.0

#### Notes

Unplanned Power Changes per 7000 Critical Hrs	4Q/14	1Q/15	2Q/15	3Q/15	4Q/15	1Q/16	2Q/16	3Q/16
Unplanned power changes	0	0	0	0	0	0	0	0
Critical hours	2209.0	2159.0	1166.2	2208.0	2209.0	2183.0	2184.0	2208.0
<b>Indicator value</b>	<b>0</b>	<b>0</b>	<b>0</b>	<b>0</b>	<b>0</b>	<b>0</b>	<b>0</b>	<b>0</b>

Licensee Comments: none

### Unplanned Scrams with Complications



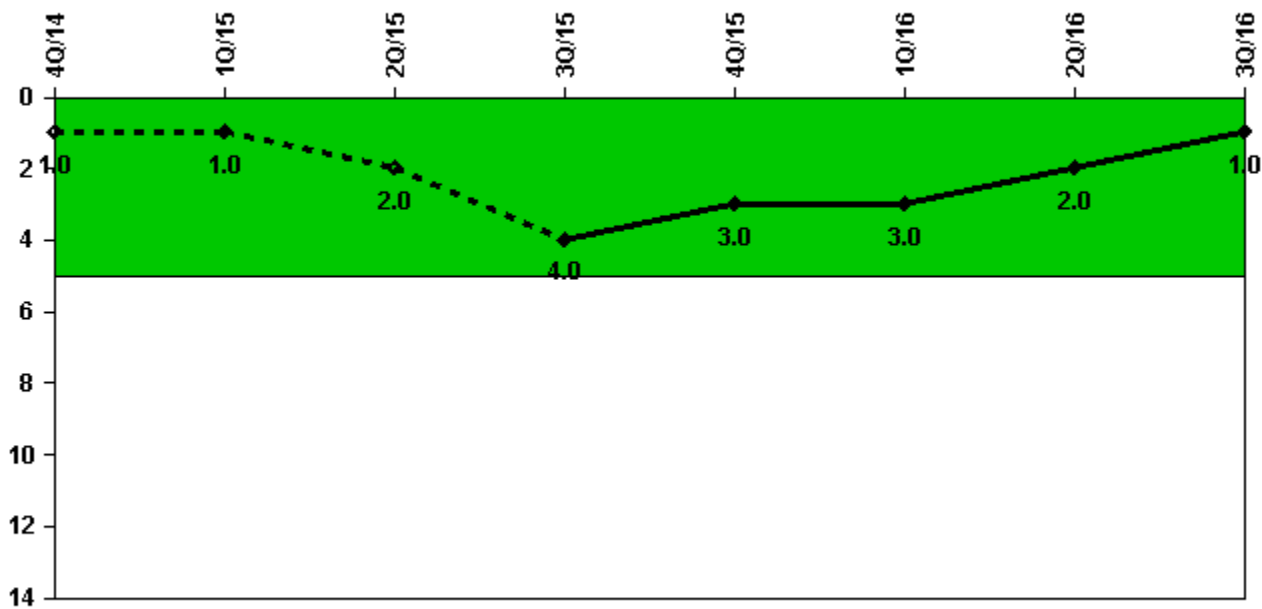
Thresholds: White > 1.0

#### Notes

Unplanned Scrams with Complications	4Q/14	1Q/15	2Q/15	3Q/15	4Q/15	1Q/16	2Q/16	3Q/16
Scrams with complications	0	0	0	0	0	0	0	0
<b>Indicator value</b>	<b>0.0</b>	<b>0.0</b>	<b>0.0</b>	<b>0.0</b>	<b>0.0</b>	<b>0.0</b>	<b>0.0</b>	<b>0.0</b>

Licensee Comments: none

### Safety System Functional Failures (PWR)



Thresholds: White > 5.0

#### Notes

Safety System Functional Failures (PWR)	4Q/14	1Q/15	2Q/15	3Q/15	4Q/15	1Q/16	2Q/16	3Q/16
Safety System Functional Failures	1	0	1	2	0	0	0	1
<b>Indicator value</b>	<b>1</b>	<b>1</b>	<b>2</b>	<b>4</b>	<b>3</b>	<b>3</b>	<b>2</b>	<b>1</b>

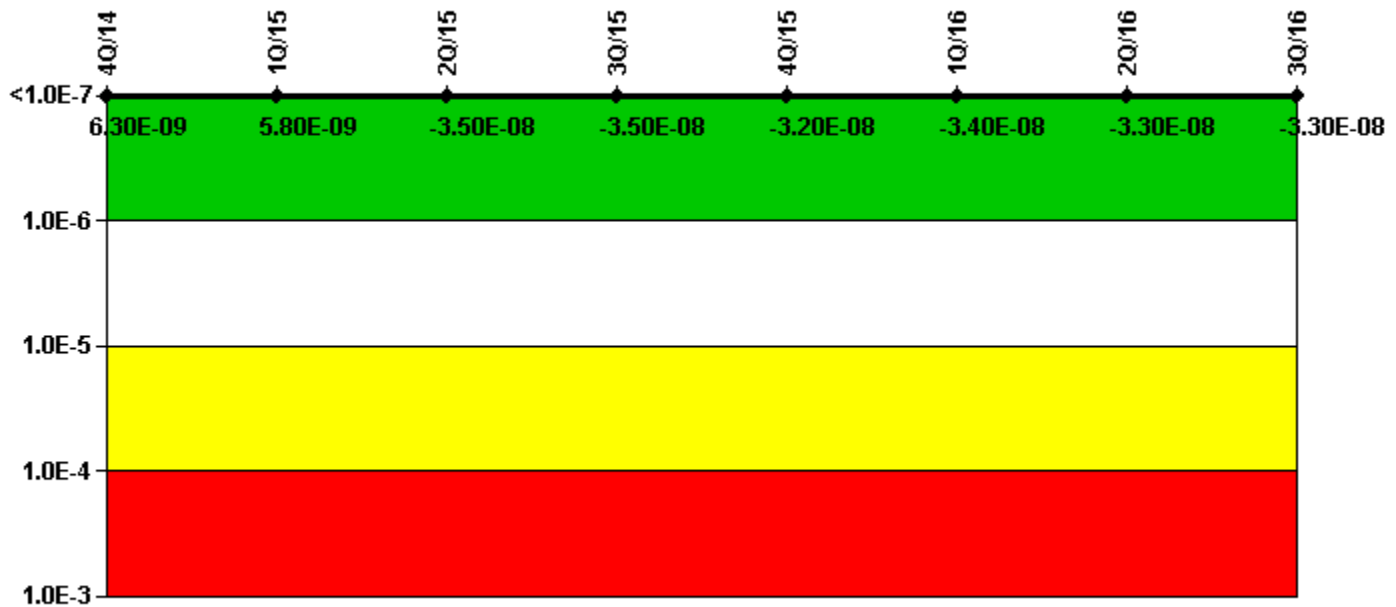
#### Licensee Comments:

3Q/16: Licensee Event Report was submitted in September 2016 that involved a safety system functional failure (LER 2016-001-00). Multiple failures related to Tornado Missile Protection reported as one in accordance with FAQ 16-03 guidance.

3Q/15: Licensee Event Reports were submitted in both July 2015 and August 2015 that involved safety system functional failures. They were LER 2015-004-01 and LER 2015-005-00, respectively.

2Q/15: There was one Licensee Event Report submitted in June 2015 which involved a safety system functional failure. LER No. 2015-002-00

### Mitigating Systems Performance Index, Emergency AC Power System



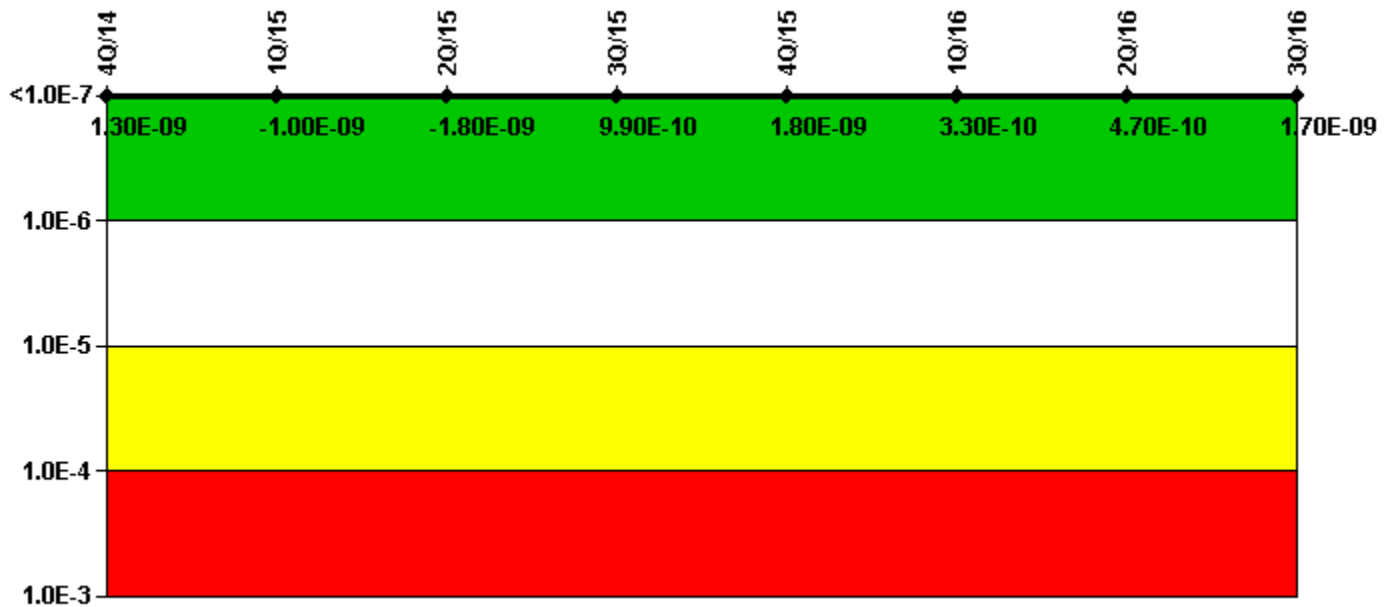
Thresholds: White > 1.00E-6 Yellow > 1.00E-5 Red > 1.00E-4

#### Notes

Mitigating Systems Performance Index, Emergency AC Power System	4Q/14	1Q/15	2Q/15	3Q/15	4Q/15	1Q/16	2Q/16	3Q/16
UAI ( $\Delta$ CDF)	1.48E-08	1.44E-08	1.44E-08	1.44E-08	1.72E-08	1.52E-08	1.65E-08	1.67E-08
URI ( $\Delta$ CDF)	-8.51E-09	-8.51E-09	-4.96E-08	-4.96E-08	-4.96E-08	-4.96E-08	-4.96E-08	-4.96E-08
PLE	NO	NO	NO	NO	NO	NO	NO	NO
Indicator value	6.30E-09	5.80E-09	-3.50E-08	-3.50E-08	-3.20E-08	-3.40E-08	-3.30E-08	-3.30E-08

Licensee Comments: none

### Mitigating Systems Performance Index, High Pressure Injection System



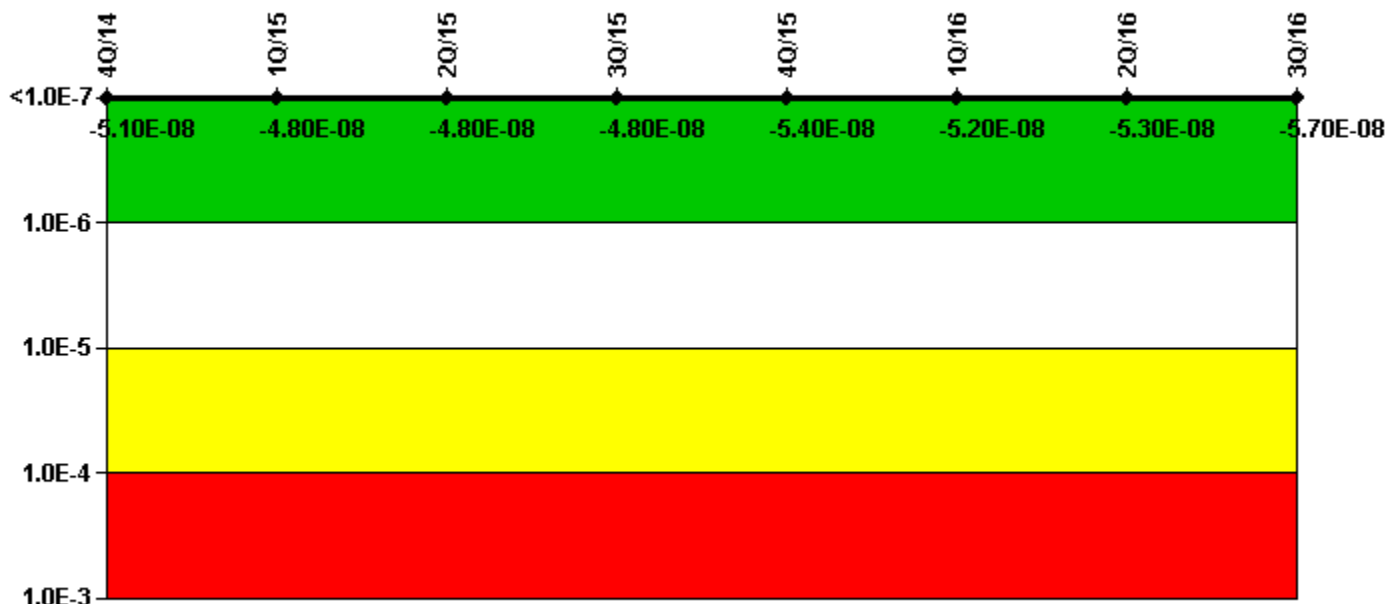
Thresholds: White > 1.00E-6 Yellow > 1.00E-5 Red > 1.00E-4

#### Notes

Mitigating Systems Performance Index, High Pressure Injection System	4Q/14	1Q/15	2Q/15	3Q/15	4Q/15	1Q/16	2Q/16	3Q/16
UAI ( $\Delta$ CDF)	1.04E-08	8.11E-09	7.32E-09	1.01E-08	1.09E-08	9.44E-09	9.58E-09	1.08E-08
URI ( $\Delta$ CDF)	-9.11E-09	-9.11E-09	-9.11E-09	-9.11E-09	-9.11E-09	-9.11E-09	-9.11E-09	-9.11E-09
PLE	NO	NO	NO	NO	NO	NO	NO	NO
Indicator value	1.30E-09	-1.00E-09	-1.80E-09	9.90E-10	1.80E-09	3.30E-10	4.70E-10	1.70E-09

Licensee Comments: none

### Mitigating Systems Performance Index, Heat Removal System



Thresholds: White > 1.00E-6 Yellow > 1.00E-5 Red > 1.00E-4

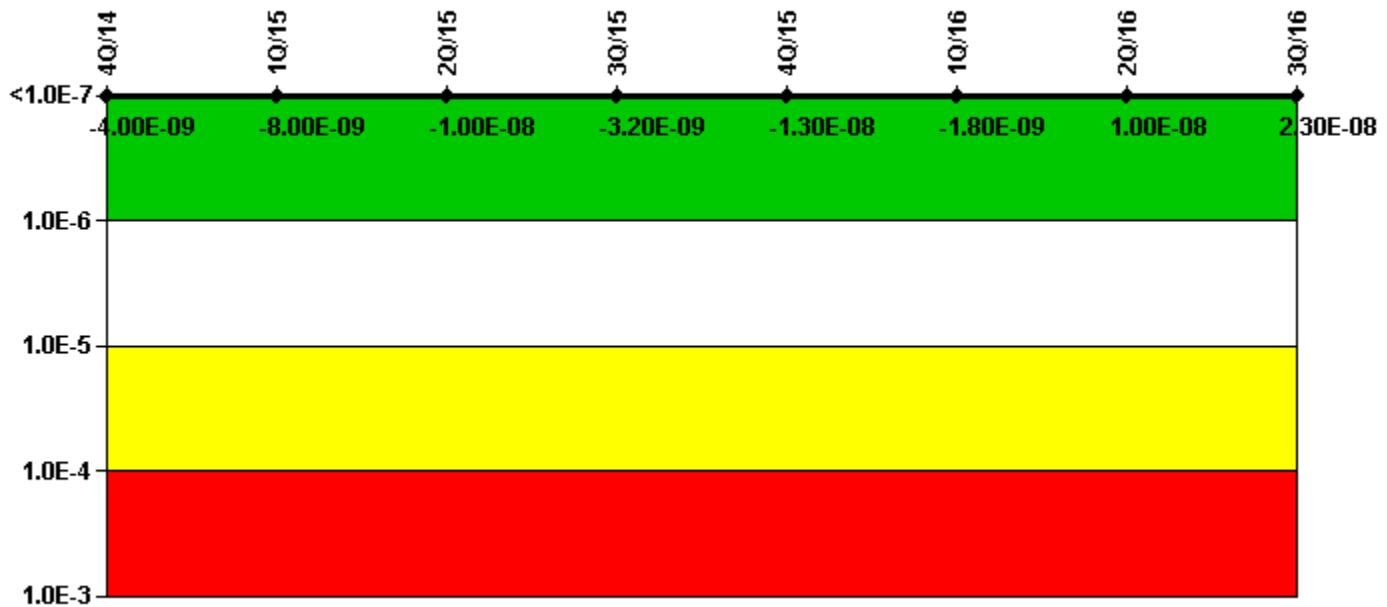
#### Notes

Mitigating Systems Performance Index, Heat Removal System	4Q/14	1Q/15	2Q/15	3Q/15	4Q/15	1Q/16	2Q/16	3Q/16
UAI ( $\Delta$ CDF)	1.25E-08	1.51E-08	1.52E-08	1.52E-08	9.31E-09	1.34E-08	1.18E-08	8.18E-09
URI ( $\Delta$ CDF)	-6.33E-08	-6.33E-08	-6.33E-08	-6.33E-08	-6.33E-08	-6.49E-08	-6.49E-08	-6.49E-08
PLE	NO	NO	NO	NO	NO	NO	NO	NO
Indicator value	-5.10E-08	-4.80E-08	-4.80E-08	-4.80E-08	-5.40E-08	-5.20E-08	-5.30E-08	-5.70E-08

#### Licensee Comments:

2Q/16: The March 2016 data was revised to account for an incorrect interpretation of MSPI in-scope boundary components (Unavailability for sequencer relay work). Pump Train 'A' planned unavailable hours were revised from 0 to 6.7 hours, due to maintenance. Data revised in June 2016. Minute impact to indicator values post March 2016 up to June 2016. No change in indicator color.

### Mitigating Systems Performance Index, Residual Heat Removal System



Thresholds: White > 1.00E-6 Yellow > 1.00E-5 Red > 1.00E-4

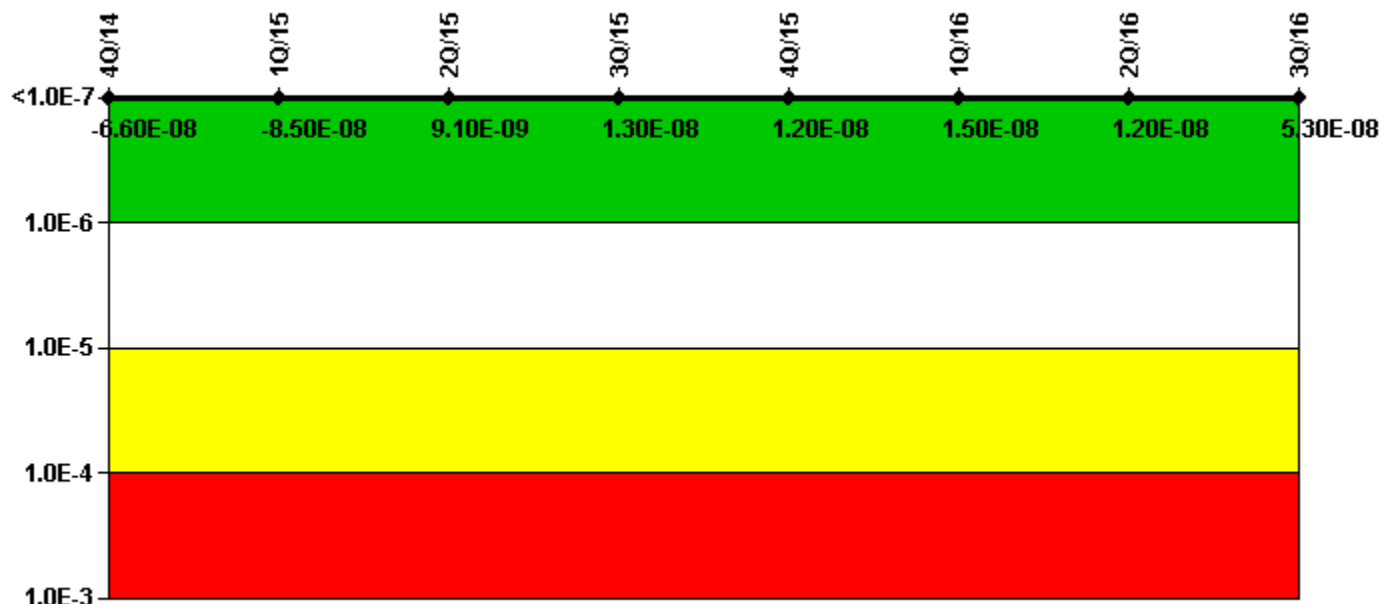
#### Notes

Mitigating Systems Performance Index, Residual Heat Removal System	4Q/14	1Q/15	2Q/15	3Q/15	4Q/15	1Q/16	2Q/16	3Q/16
UAI ( $\Delta$ CDF)	2.42E-08	2.02E-08	1.82E-08	2.49E-08	1.51E-08	2.64E-08	3.85E-08	5.16E-08
URI ( $\Delta$ CDF)	-2.82E-08	-2.82E-08	-2.82E-08	-2.82E-08	-2.82E-08	-2.82E-08	-2.82E-08	-2.82E-08
PLE	NO	NO	NO	NO	NO	NO	NO	NO
Indicator value	-4.00E-09	-8.00E-09	-1.00E-08	-3.20E-09	-1.30E-08	-1.80E-09	1.00E-08	2.30E-08

Licensee Comments: none



### Mitigating Systems Performance Index, Cooling Water Systems



Thresholds: White > 1.00E-6 Yellow > 1.00E-5 Red > 1.00E-4

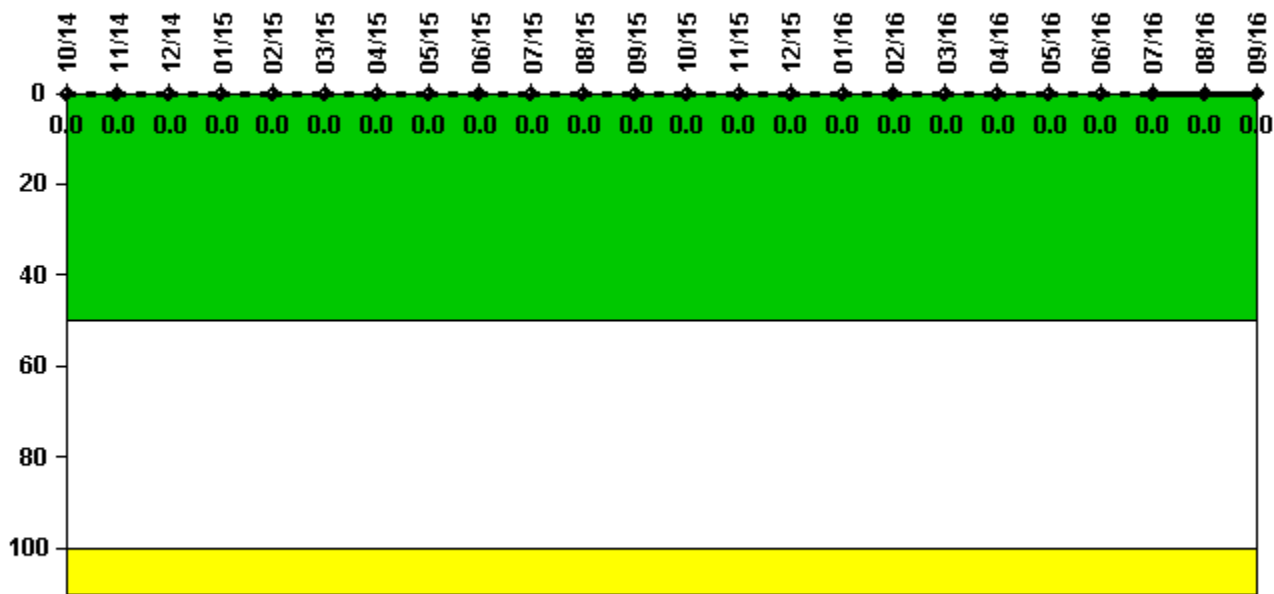
#### Notes

Mitigating Systems Performance Index, Cooling Water Systems	4Q/14	1Q/15	2Q/15	3Q/15	4Q/15	1Q/16	2Q/16	3Q/16
UAI ( $\Delta$ CDF)	3.64E-08	1.73E-08	1.91E-08	2.35E-08	2.17E-08	2.49E-08	2.23E-08	6.34E-08
URI ( $\Delta$ CDF)	-1.02E-07	-1.02E-07	-1.01E-08	-1.01E-08	-1.01E-08	-1.01E-08	-1.01E-08	-1.01E-08
PLE	NO	NO	NO	NO	NO	NO	NO	NO
Indicator value	-6.60E-08	-8.50E-08	9.10E-09	1.30E-08	1.20E-08	1.50E-08	1.20E-08	5.30E-08

Licensee Comments:

2Q/16: The May 2015 data was revised to account for an incorrect interpretation of MSPI in-scope boundary components (Unavailability for sequencer relay work). It was revised to reflect the 'A' ESW pump being unavailable for 3.35 hours instead of 0 hours. Data revised in June 2016. Minute impact to Indicator values post May 2015 and prior to June 2016. No change in indicator color.

### Reactor Coolant System Activity



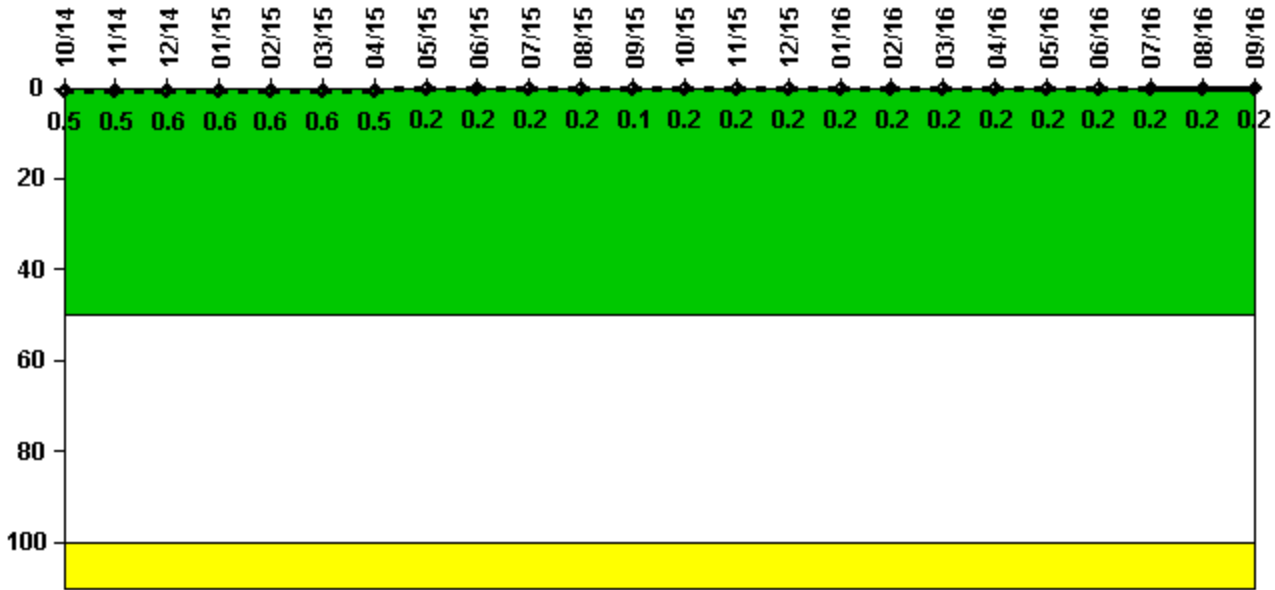
Thresholds: White > 50.0 Yellow > 100.0

#### Notes

Reactor Coolant System Activity	10/14	11/14	12/14	1/15	2/15	3/15	4/15	5/15	6/15	7/15	8/15	9/15
Maximum activity	0.000138	0.000147	0.000155	0.000153	0.000160	0.000162	0.000159	0.000090	0.000092	0.000404	0.000089	0.000094
Technical specification limit	1.0	1.0	1.0	1.0	1.0	1.0	1.0	1.0	1.0	1.0	1.0	1.0
Indicator value	0	0	0	0	0	0	0	0	0	0	0	0
Reactor Coolant System Activity	10/15	11/15	12/15	1/16	2/16	3/16	4/16	5/16	6/16	7/16	8/16	9/16
Maximum activity	0.000147	0.000104	0.000163	0.000346	0.000114	0.000139	0.000172	0.000122	0.000125	0.000171	0.000143	0.000135
Technical specification limit	1.0	1.0	1.0	1.0	1.0	1.0	1.0	1.0	1.0	1.0	1.0	1.0
Indicator value	0	0	0	0	0	0	0	0	0	0	0	0

Licensee Comments: none

### Reactor Coolant System Leakage



Thresholds: White > 50.0 Yellow > 100.0

#### Notes

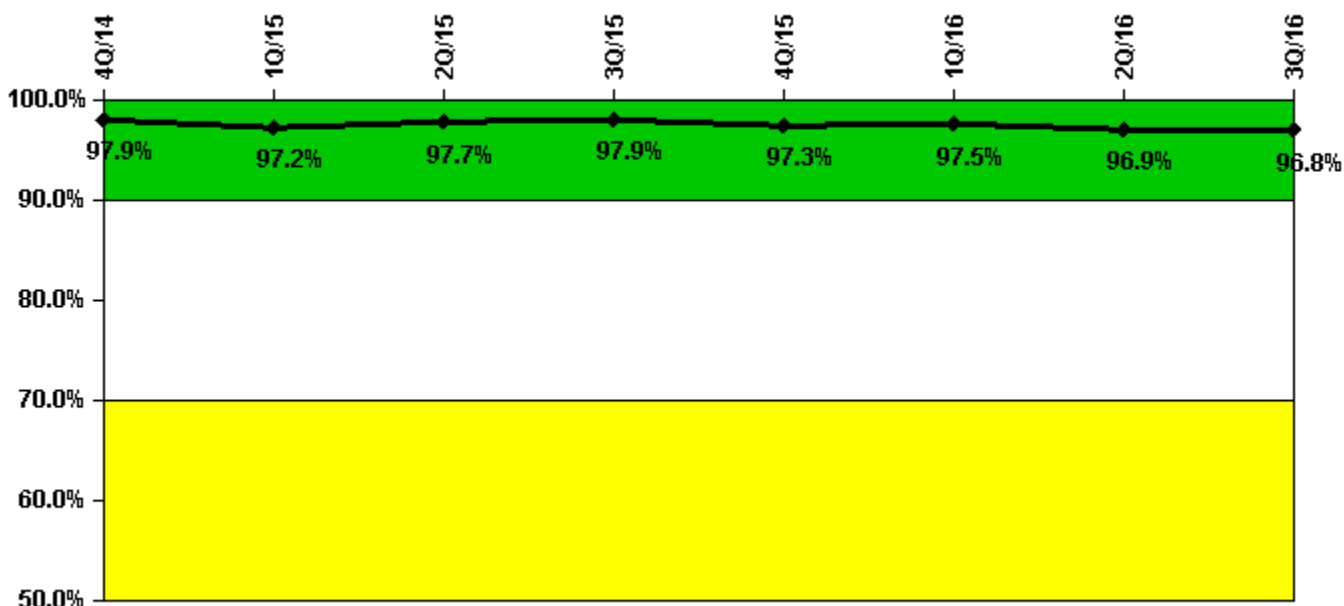
Reactor Coolant System Leakage	10/14	11/14	12/14	1/15	2/15	3/15	4/15	5/15	6/15	7/15	8/15	9/15
Maximum leakage	0.051	0.054	0.055	0.058	0.056	0.055	0.050	0.019	0.018	0.016	0.015	0.014
Technical specification limit	10.0	10.0	10.0	10.0	10.0	10.0	10.0	10.0	10.0	10.0	10.0	10.0
Indicator value	0.5	0.5	0.6	0.6	0.6	0.6	0.5	0.2	0.2	0.2	0.2	0.1

Reactor Coolant System Leakage	10/15	11/15	12/15	1/16	2/16	3/16	4/16	5/16	6/16	7/16	8/16	9/16
Maximum leakage	0.015	0.015	0.015	0.015	0.017	0.019	0.017	0.016	0.017	0.018	0.018	0.018
Technical specification limit	10.0	10.0	10.0	10.0	10.0	10.0	10.0	10.0	10.0	10.0	10.0	10.0
Indicator value	0.2	0.2	0.2	0.2	0.2	0.2	0.2	0.2	0.2	0.2	0.2	0.2

Licensee Comments: none

### Drill/Exercise Performance



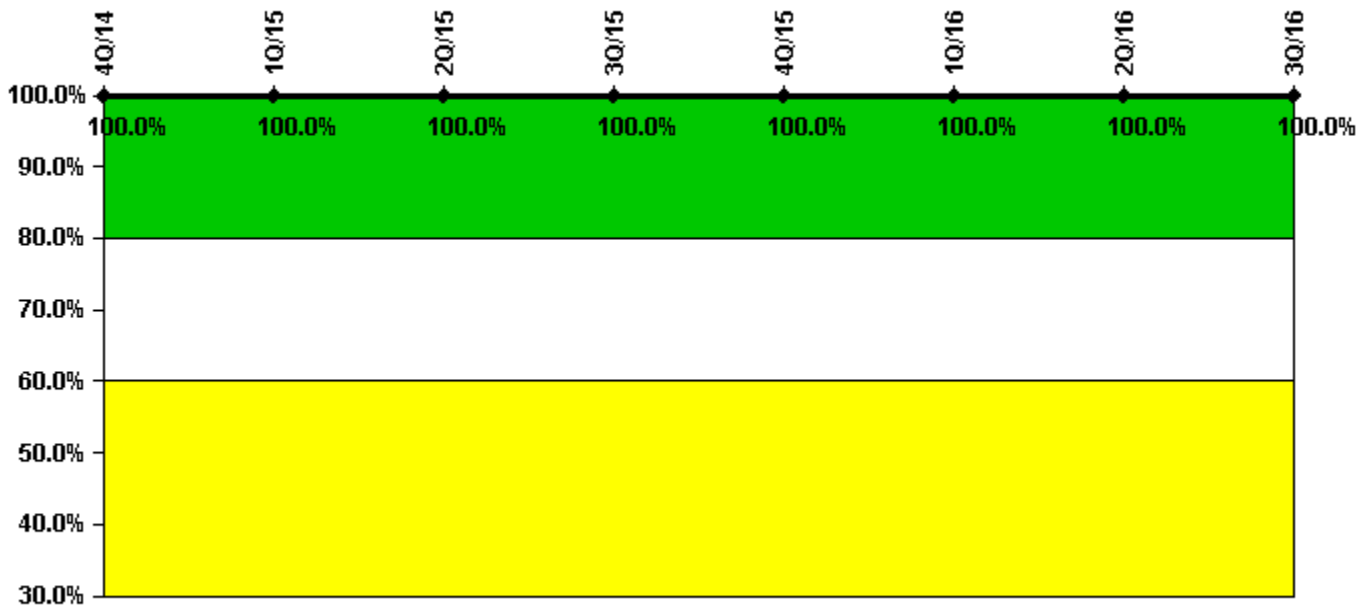
Thresholds: White < 90.0% Yellow < 70.0%

#### Notes

Drill/Exercise Performance	4Q/14	1Q/15	2Q/15	3Q/15	4Q/15	1Q/16	2Q/16	3Q/16
Successful opportunities	28.0	24.0	11.0	38.0	33.0	29.0	28.0	24.0
Total opportunities	28.0	26.0	11.0	39.0	35.0	29.0	29.0	25.0
Indicator value	97.9%	97.2%	97.7%	97.9%	97.3%	97.5%	96.9%	96.8%

Licensee Comments: none

### ERO Drill Participation



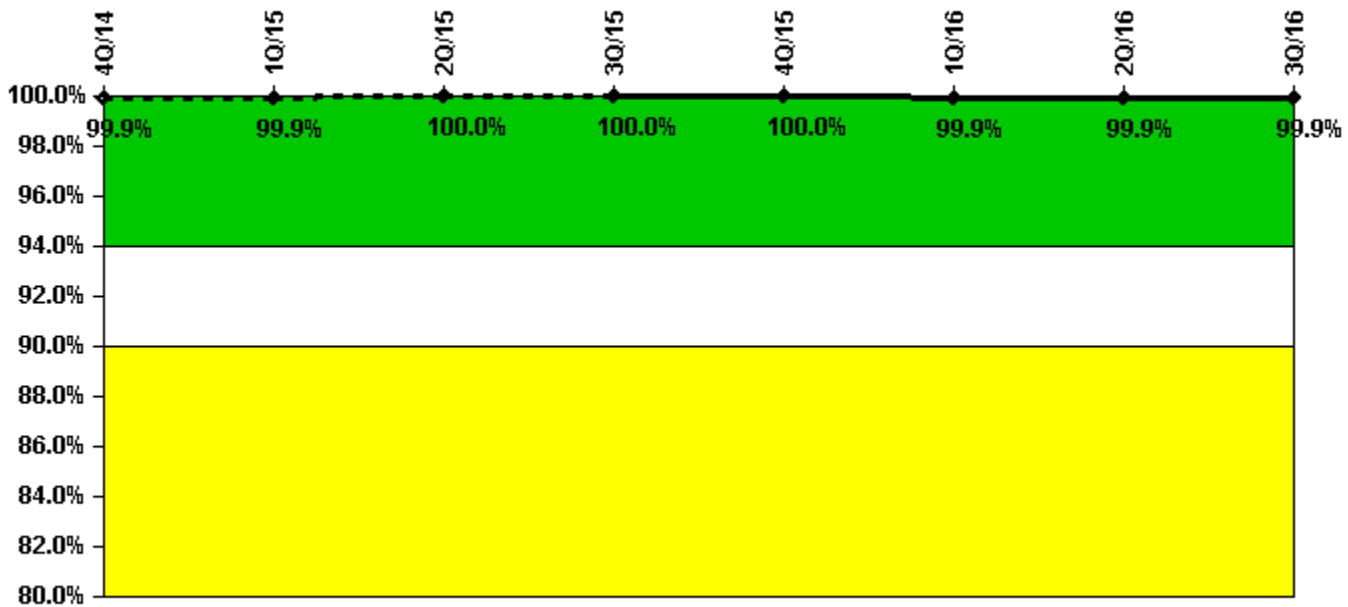
Thresholds: White < 80.0% Yellow < 60.0%

#### Notes

ERO Drill Participation	4Q/14	1Q/15	2Q/15	3Q/15	4Q/15	1Q/16	2Q/16	3Q/16
Participating Key personnel	54.0	55.0	54.0	49.0	51.0	55.0	54.0	55.0
Total Key personnel	54.0	55.0	54.0	49.0	51.0	55.0	54.0	55.0
Indicator value	100.0%	100.0%	100.0%	100.0%	100.0%	100.0%	100.0%	100.0%

Licensee Comments: none

### Alert & Notification System



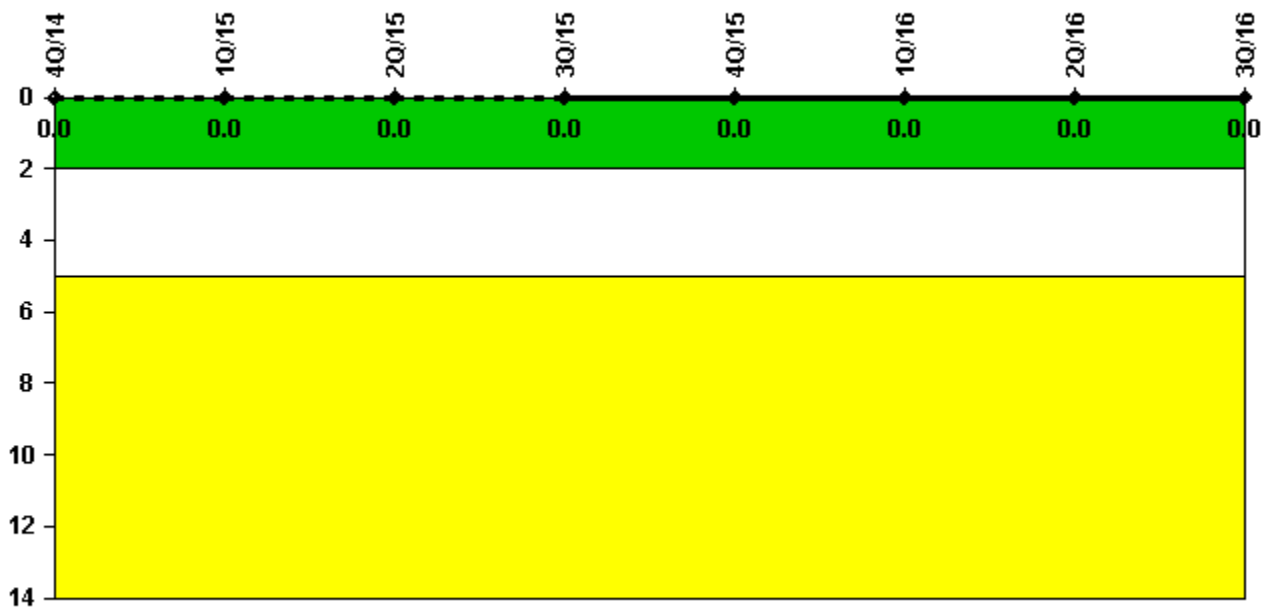
Thresholds: White < 94.0% Yellow < 90.0%

#### Notes

Alert & Notification System	4Q/14	1Q/15	2Q/15	3Q/15	4Q/15	1Q/16	2Q/16	3Q/16
Successful siren-tests	664	581	581	746	664	580	664	492
Total sirens-tests	664	581	581	747	664	581	664	493
Indicator value	99.9%	99.9%	100.0%	100.0%	100.0%	99.9%	99.9%	99.9%

Licensee Comments: none

### Occupational Exposure Control Effectiveness



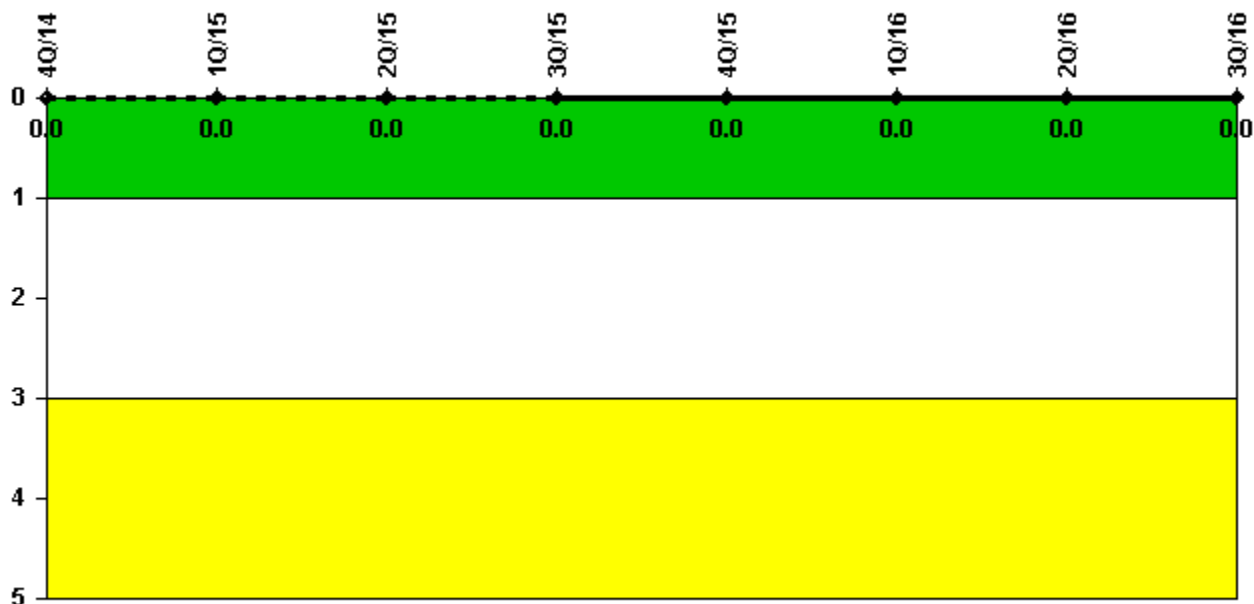
Thresholds: White > 2.0 Yellow > 5.0

#### Notes

Occupational Exposure Control Effectiveness	4Q/14	1Q/15	2Q/15	3Q/15	4Q/15	1Q/16	2Q/16	3Q/16
High radiation area occurrences	0	0	0	0	0	0	0	0
Very high radiation area occurrences	0	0	0	0	0	0	0	0
Unintended exposure occurrences	0	0	0	0	0	0	0	0
<b>Indicator value</b>	<b>0</b>	<b>0</b>	<b>0</b>	<b>0</b>	<b>0</b>	<b>0</b>	<b>0</b>	<b>0</b>

Licensee Comments: none

### RETS/ODCM Radiological Effluent



Thresholds: White > 1.0 Yellow > 3.0

#### Notes

RETS/ODCM Radiological Effluent	4Q/14	1Q/15	2Q/15	3Q/15	4Q/15	1Q/16	2Q/16	3Q/16
RETS/ODCM occurrences	0	0	0	0	0	0	0	0
Indicator value	0	0	0	0	0	0	0	0

Licensee Comments: none

Although the Security Cornerstone is included in the Reactor Oversight Process assessment program, the Commission has decided that specific information related to findings and performance indicators pertaining to the Security Cornerstone will not be publicly available to ensure that security information is not provided to a possible adversary. Other than the fact that a finding or performance indicator is Green or Greater-Than-Green, security related information will not be displayed on the public web page.



▲ [Action Matrix Summary](#) | [Inspection Findings Summary](#) | [PI Summary](#) | [Reactor Oversight Process](#)

*Last Modified: October 23, 2016*