

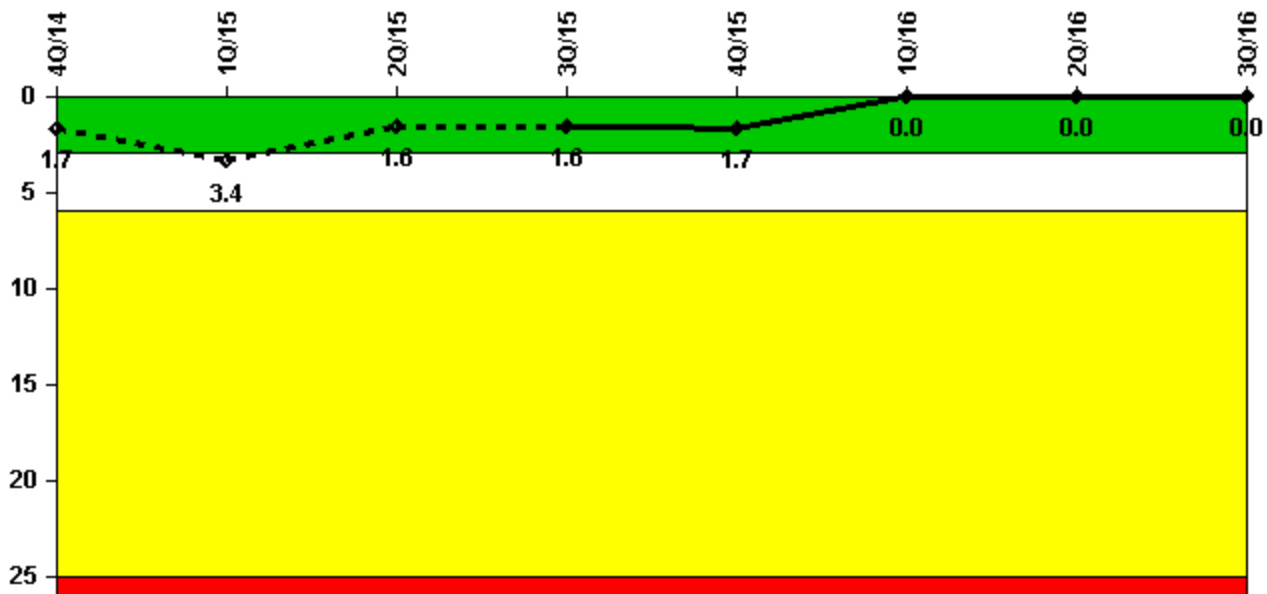
Dresden 2

3Q/2016 Performance Indicators

The solid trend line represents the current reporting period.

Licensee's General Comments: none

Unplanned Scrams per 7000 Critical Hrs



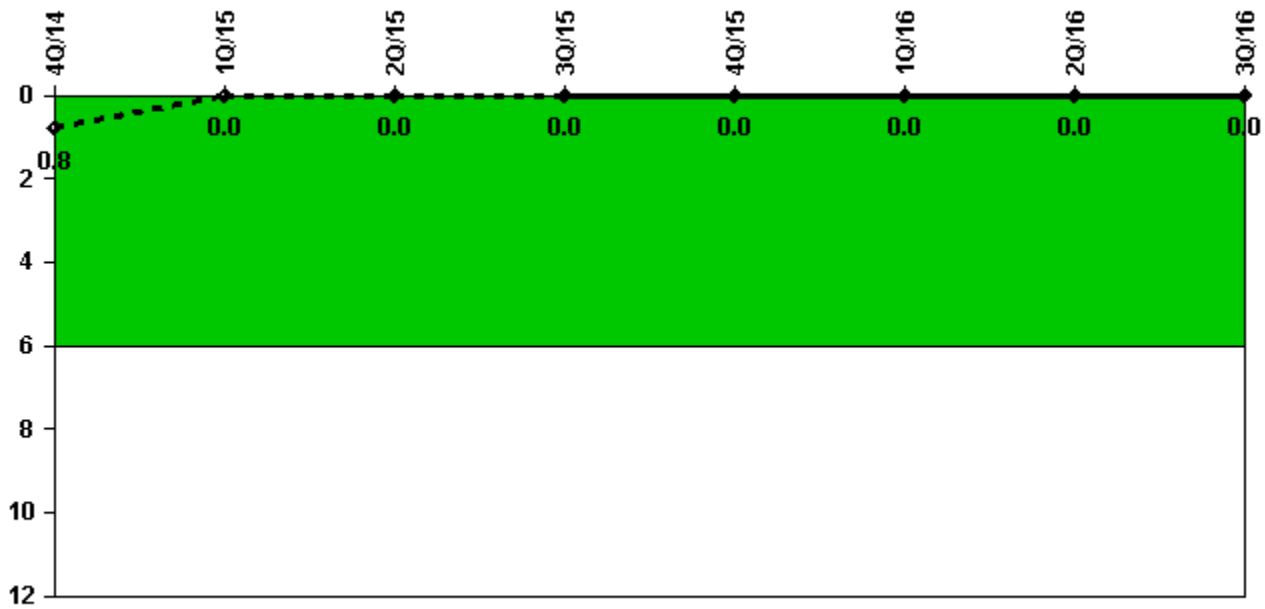
Thresholds: White > 3.0 Yellow > 6.0 Red > 25.0

Notes

Unplanned Scrams per 7000 Critical Hrs	4Q/14	1Q/15	2Q/15	3Q/15	4Q/15	1Q/16	2Q/16	3Q/16
Unplanned scrams	0	2.0	0	0	0	0	0	0
Critical hours	2209.0	1998.0	2184.0	2208.0	1779.6	2183.0	2184.0	2208.0
Indicator value	1.7	3.4	1.6	1.6	1.7	0	0	0

Licensee Comments: none

Unplanned Power Changes per 7000 Critical Hrs



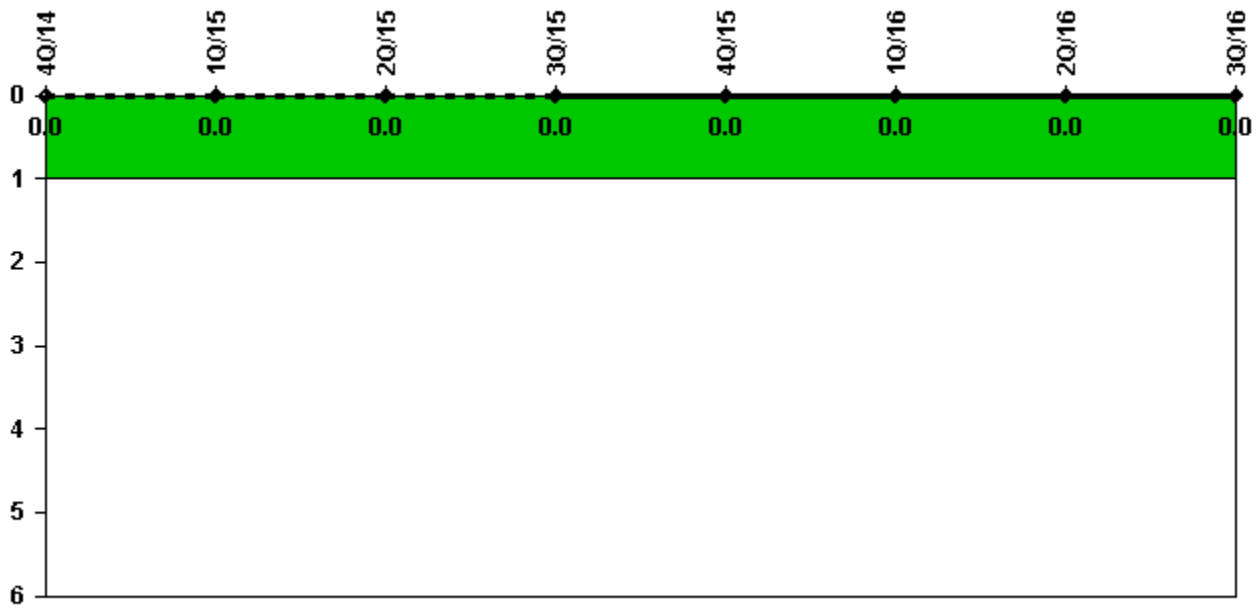
Thresholds: White > 6.0

Notes

Unplanned Power Changes per 7000 Critical Hrs	4Q/14	1Q/15	2Q/15	3Q/15	4Q/15	1Q/16	2Q/16	3Q/16
Unplanned power changes	0	0	0	0	0	0	0	0
Critical hours	2209.0	1998.0	2184.0	2208.0	1779.6	2183.0	2184.0	2208.0
Indicator value	0.8	0	0	0	0	0	0	0

Licensee Comments: none

Unplanned Scrams with Complications



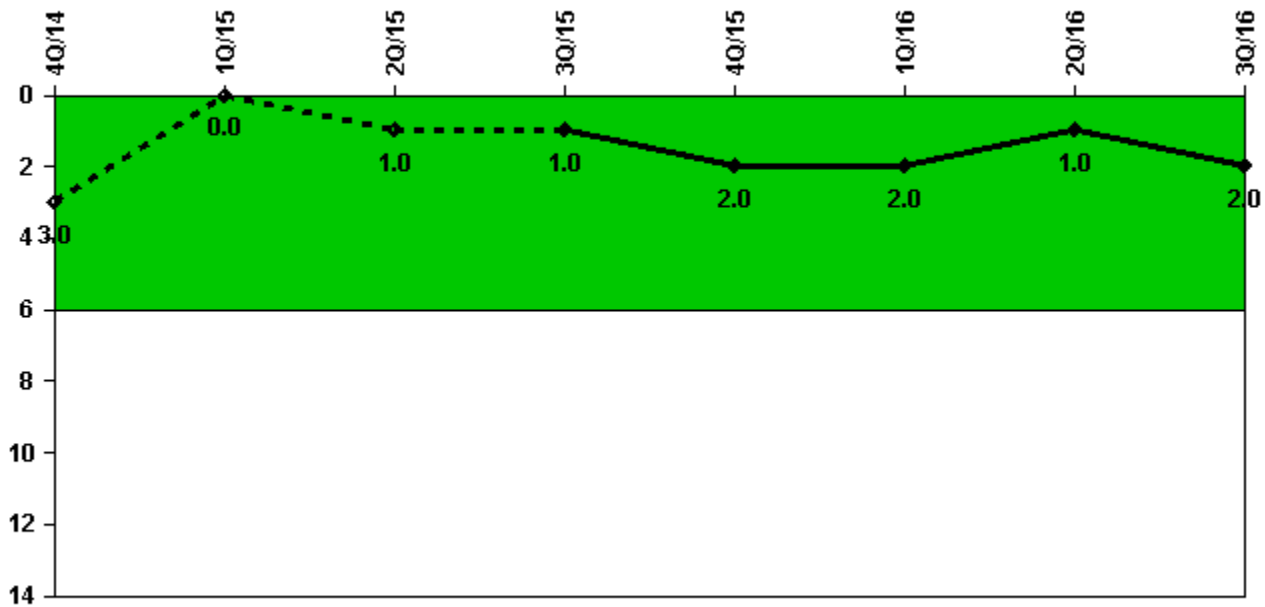
Thresholds: White > 1.0

Notes

Unplanned Scrams with Complications	4Q/14	1Q/15	2Q/15	3Q/15	4Q/15	1Q/16	2Q/16	3Q/16
Scrams with complications	0	0	0	0	0	0	0	0
Indicator value	0.0	0.0	0.0	0.0	0.0	0.0	0.0	0.0

Licensee Comments: none

Safety System Functional Failures (BWR)



Thresholds: White > 6.0

Notes

Safety System Functional Failures (BWR)	4Q/14	1Q/15	2Q/15	3Q/15	4Q/15	1Q/16	2Q/16	3Q/16
Safety System Functional Failures	0	0	1	0	1	0	0	1
Indicator value	3	0	1	1	2	2	1	2

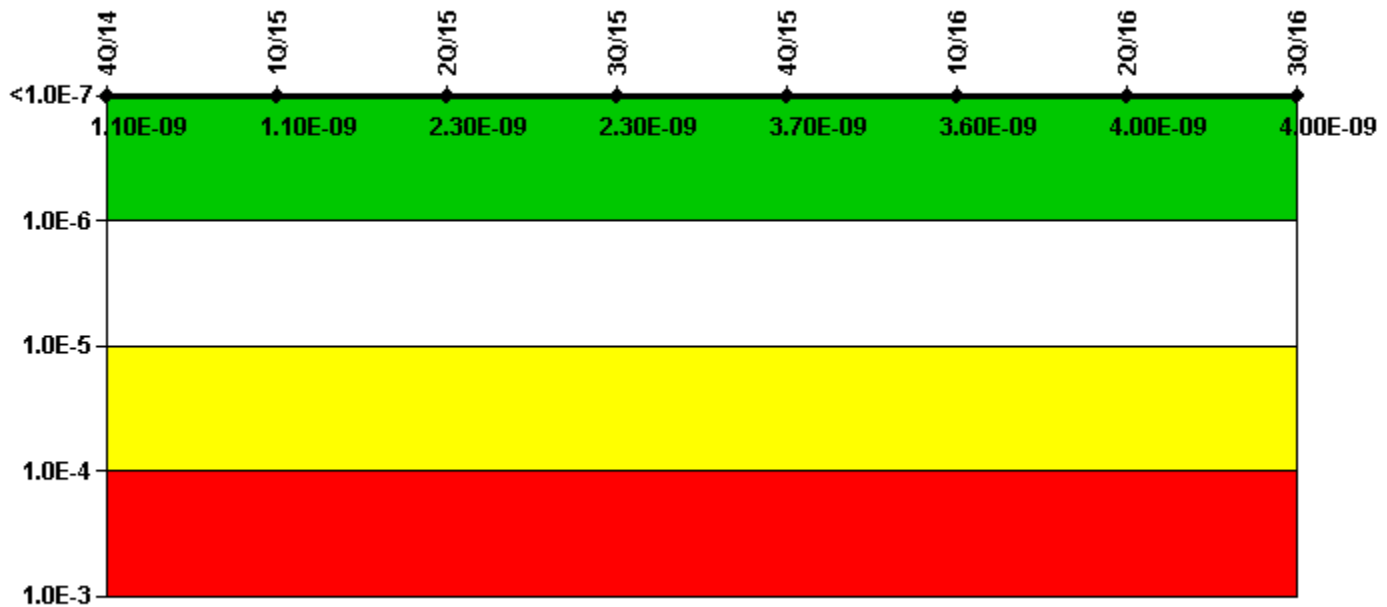
Licensee Comments:

3Q/16: LER 237/2016-002-00, "Unit 2 HPCI Inlet Steam Drain Pot Piping Leak Resulting in HPCI Inoperability," dated 7/15/2016

4Q/15: LER 237/2015-003-00 Unit 2 Turbine Building to Reactor Building Interlock Doors Open Simultaneously, dated 10/30/15

2Q/15: LER 237-2015-002-00,"2C ERV Failed to Actuate during Extent of Condition Testing", dated 04-03-2015

Mitigating Systems Performance Index, Emergency AC Power System



Thresholds: White > 1.00E-6 Yellow > 1.00E-5 Red > 1.00E-4

Notes

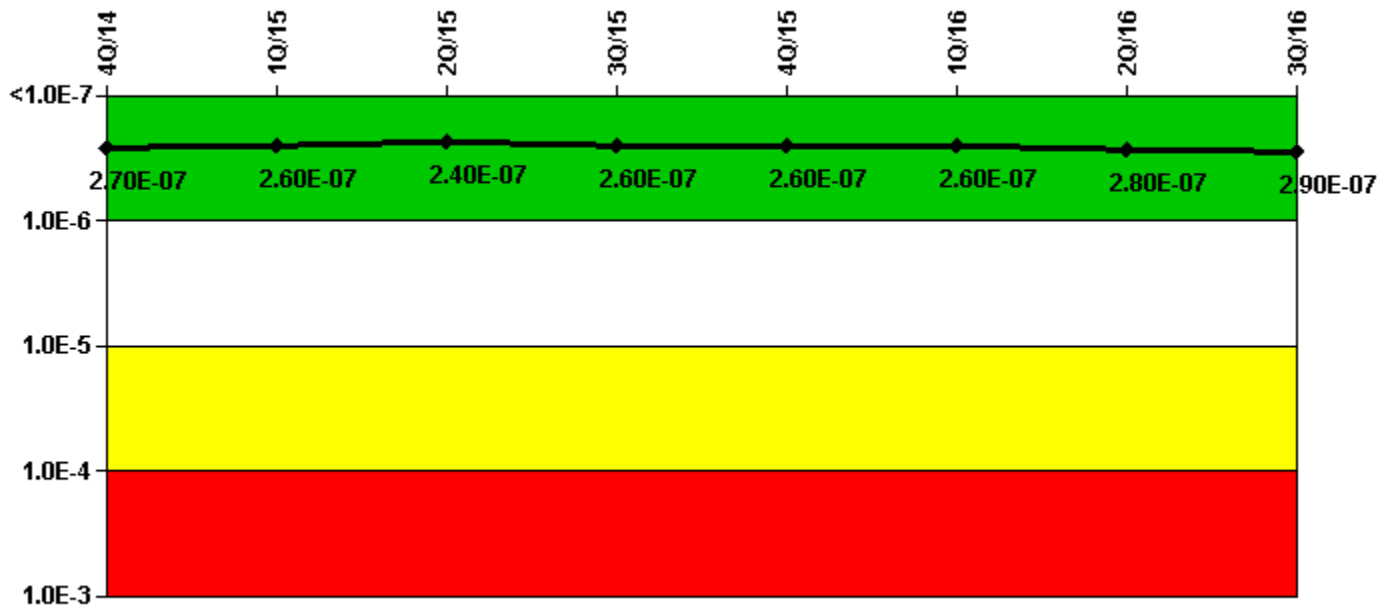
Mitigating Systems Performance Index, Emergency AC Power System	4Q/14	1Q/15	2Q/15	3Q/15	4Q/15	1Q/16	2Q/16	3Q/16
UAI (ΔCDF)	-2.38E-11	1.75E-11	2.31E-10	2.01E-10	2.67E-10	2.76E-10	0.00E+00	0.00E+00
URI (ΔCDF)	1.08E-09	1.07E-09	2.11E-09	2.12E-09	3.43E-09	3.34E-09	4.03E-09	4.03E-09
PLE	NO	NO	NO	NO	NO	NO	NO	NO
Indicator value	1.10E-09	1.10E-09	2.30E-09	2.30E-09	3.70E-09	3.60E-09	4.00E-09	4.00E-09

Licensee Comments:

4Q/15: An MSPI EDG failure that occurred in October 2015 (Issue Report 2573588) was reported to CDE via ICES 320357 in 2nd quarter 2016. ICES 320357 resulted in the re-calculation of EDG URI values from October 2015 onward.

4Q/15: An MSPI EDG failure that occurred in October 2015 (Issue Report 2573588) was reported to CDE via ICES 320357 in 2nd quarter 2016. ICES 320357 resulted in the re-calculation of EDG URI values from October 2015 onward.

Mitigating Systems Performance Index, High Pressure Injection System



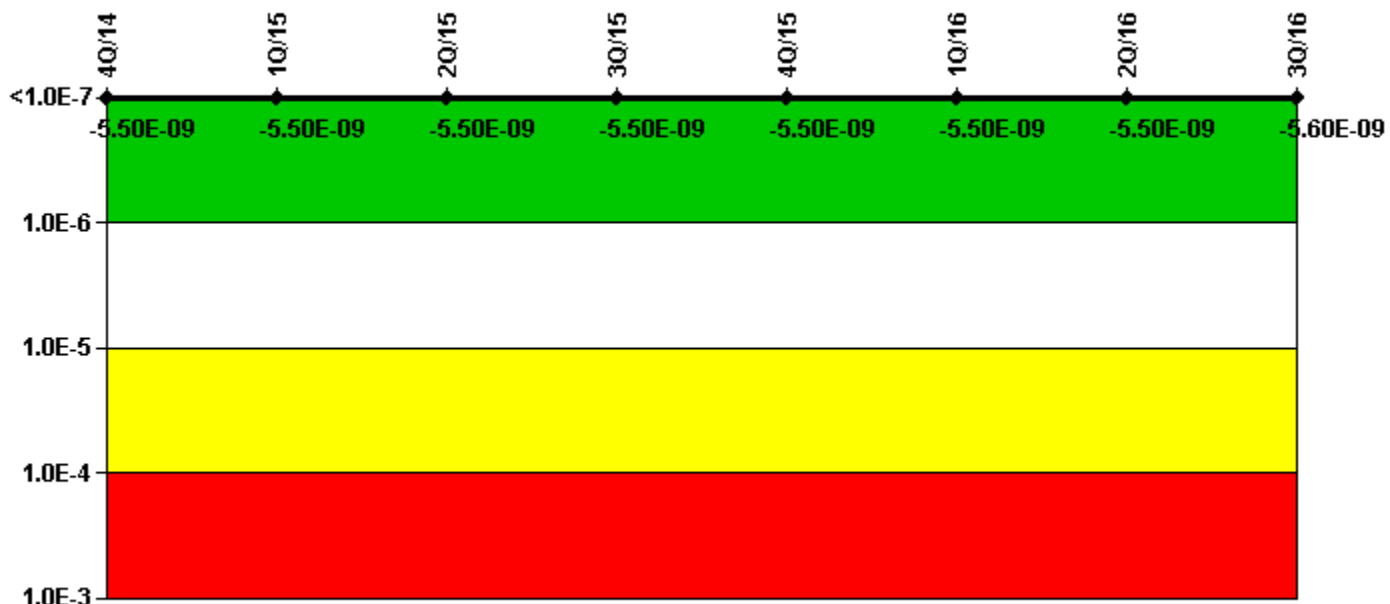
Thresholds: White > 1.00E-6 Yellow > 1.00E-5 Red > 1.00E-4

Notes

Mitigating Systems Performance Index, High Pressure Injection System	4Q/14	1Q/15	2Q/15	3Q/15	4Q/15	1Q/16	2Q/16	3Q/16
UAI (Δ CDF)	6.97E-08	6.76E-08	4.11E-08	6.30E-08	6.26E-08	6.25E-08	8.18E-08	9.38E-08
URI (Δ CDF)	2.04E-07	1.97E-07	1.97E-07	1.97E-07	1.97E-07	1.97E-07	1.97E-07	1.97E-07
PLE	NO	NO	NO	NO	NO	NO	NO	NO
Indicator value	2.70E-07	2.60E-07	2.40E-07	2.60E-07	2.60E-07	2.60E-07	2.80E-07	2.90E-07

Licensee Comments: none

Mitigating Systems Performance Index, Heat Removal System



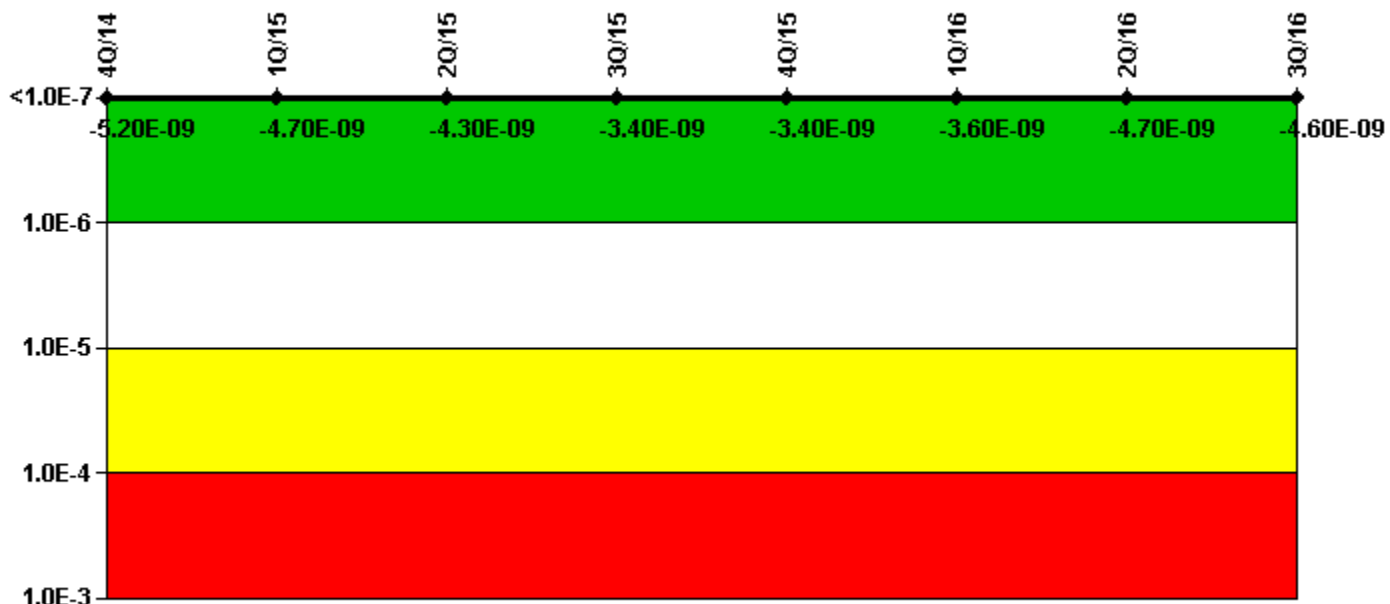
Thresholds: White > 1.00E-6 Yellow > 1.00E-5 Red > 1.00E-4

Notes

Mitigating Systems Performance Index, Heat Removal System	4Q/14	1Q/15	2Q/15	3Q/15	4Q/15	1Q/16	2Q/16	3Q/16
UAI (Δ CDF)	-5.43E-09	-5.43E-09	-5.43E-09	-5.43E-09	-5.43E-09	-5.43E-09	-5.43E-09	-5.43E-09
URI (Δ CDF)	-1.01E-10	-1.01E-10	-1.09E-10	-1.09E-10	-1.09E-10	-1.09E-10	-1.13E-10	-1.25E-10
PLE	NO	NO	NO	NO	NO	NO	NO	NO
Indicator value	-5.50E-09	-5.50E-09	-5.50E-09	-5.50E-09	-5.50E-09	-5.50E-09	-5.50E-09	-5.60E-09

Licensee Comments: none

Mitigating Systems Performance Index, Residual Heat Removal System



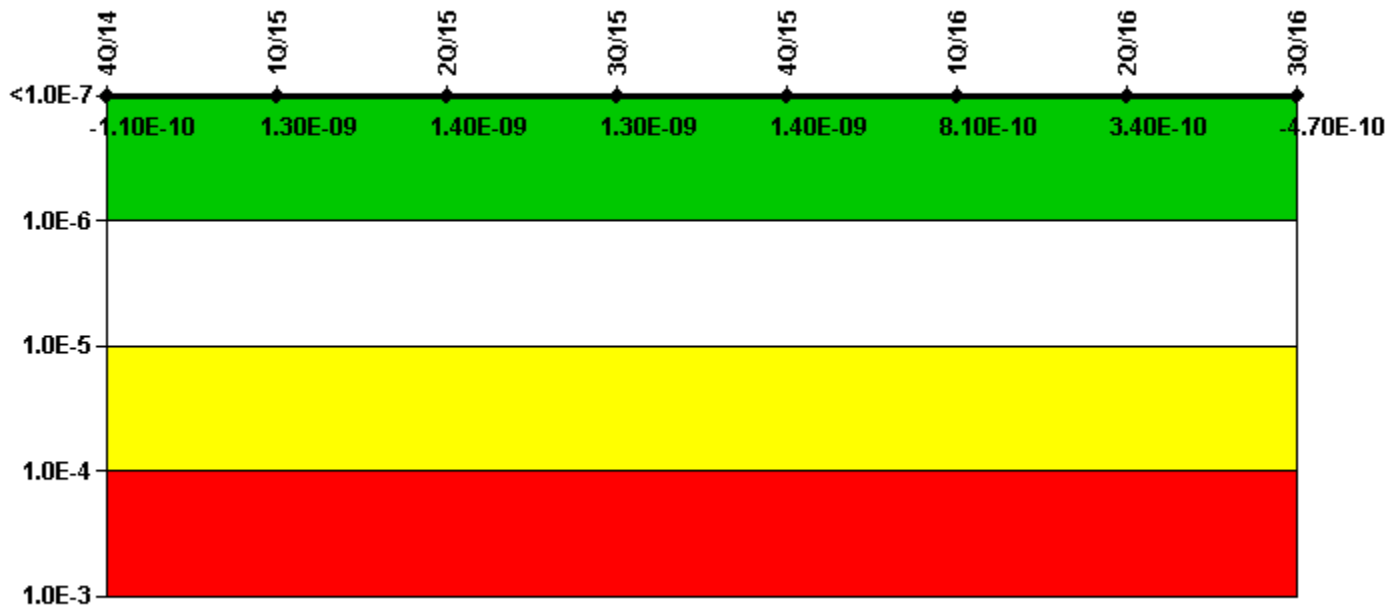
Thresholds: White > 1.00E-6 Yellow > 1.00E-5 Red > 1.00E-4

Notes

Mitigating Systems Performance Index, Residual Heat Removal System	4Q/14	1Q/15	2Q/15	3Q/15	4Q/15	1Q/16	2Q/16	3Q/16
UAI (Δ CDF)	-1.40E-09	-7.19E-10	-2.50E-10	8.26E-10	1.02E-09	8.71E-10	-1.57E-10	3.89E-11
URI (Δ CDF)	-3.84E-09	-3.96E-09	-4.08E-09	-4.24E-09	-4.39E-09	-4.45E-09	-4.51E-09	-4.64E-09
PLE	NO	NO	NO	NO	NO	NO	NO	NO
Indicator value	-5.20E-09	-4.70E-09	-4.30E-09	-3.40E-09	-3.40E-09	-3.60E-09	-4.70E-09	-4.60E-09

Licensee Comments: none

Mitigating Systems Performance Index, Cooling Water Systems



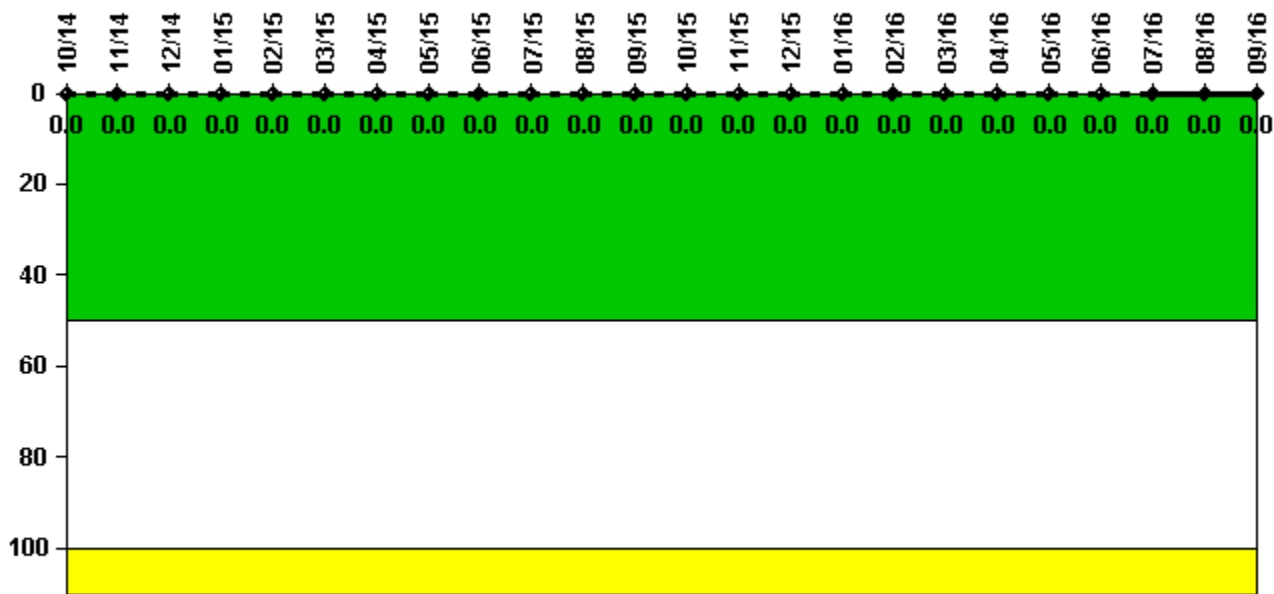
Thresholds: White > 1.00E-6 Yellow > 1.00E-5 Red > 1.00E-4

Notes

Mitigating Systems Performance Index, Cooling Water Systems	4Q/14	1Q/15	2Q/15	3Q/15	4Q/15	1Q/16	2Q/16	3Q/16
UAI (Δ CDF)	-8.03E-11	1.36E-09	1.39E-09	1.36E-09	1.39E-09	8.33E-10	3.64E-10	-4.47E-10
URI (Δ CDF)	-2.74E-11	-2.74E-11	-2.75E-11	-2.73E-11	-2.74E-11	-2.74E-11	-2.70E-11	-2.69E-11
PLE	NO	NO	NO	NO	NO	NO	NO	NO
Indicator value	-1.10E-10	1.30E-09	1.40E-09	1.30E-09	1.40E-09	8.10E-10	3.40E-10	-4.70E-10

Licensee Comments: none

Reactor Coolant System Activity



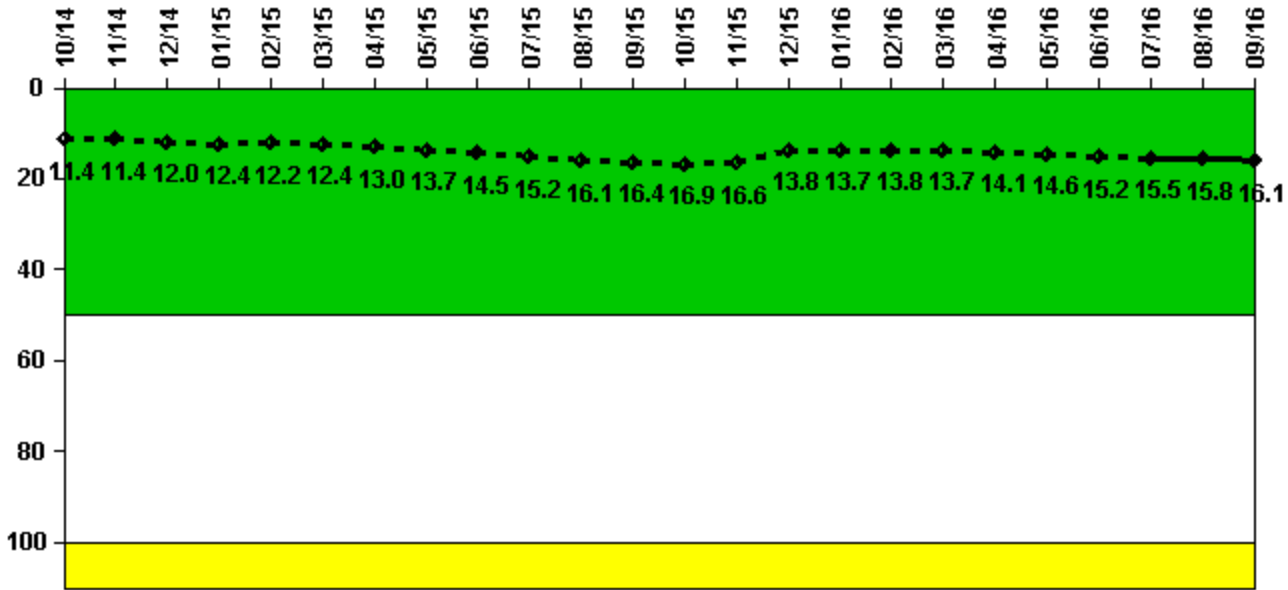
Thresholds: White > 50.0 Yellow > 100.0

Notes

Reactor Coolant System Activity	10/14	11/14	12/14	1/15	2/15	3/15	4/15	5/15	6/15	7/15	8/15	9/15
Maximum activity	0.000011	0.000006	0.000008	0.000005	0.000007	0.000008	0.000007	0.000006	0.000007	0.000006	0.000007	0.000008
Technical specification limit	0.2	0.2	0.2	0.2	0.2	0.2	0.2	0.2	0.2	0.2	0.2	0.2
Indicator value	0	0	0	0	0	0	0	0	0	0	0	0
Reactor Coolant System Activity	10/15	11/15	12/15	1/16	2/16	3/16	4/16	5/16	6/16	7/16	8/16	9/16
Maximum activity	0.000010	0.000004	0.000003	0.000003	0.000004	0.000002	0.000003	0.000003	0.000003	0.000003	0.000003	0.000004
Technical specification limit	0.2	0.2	0.2	0.2	0.2	0.2	0.2	0.2	0.2	0.2	0.2	0.2
Indicator value	0	0	0	0	0	0	0	0	0	0	0	0

Licensee Comments: none

Reactor Coolant System Leakage



Thresholds: White > 50.0 Yellow > 100.0

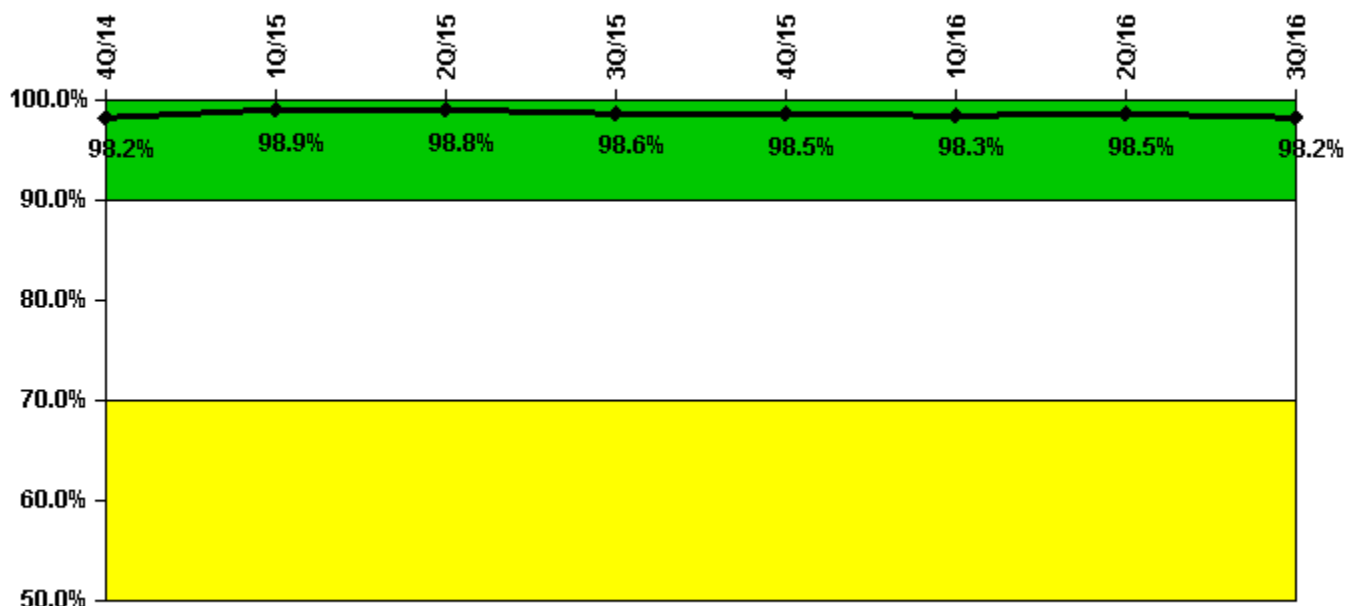
Notes

Reactor Coolant System Leakage	10/14	11/14	12/14	1/15	2/15	3/15	4/15	5/15	6/15	7/15	8/15	9/15
Maximum leakage	2.840	2.840	3.003	3.093	3.042	3.095	3.262	3.434	3.630	3.808	4.030	4.088
Technical specification limit	25.0	25.0	25.0	25.0	25.0	25.0	25.0	25.0	25.0	25.0	25.0	25.0
Indicator value	11.4	11.4	12.0	12.4	12.2	12.4	13.0	13.7	14.5	15.2	16.1	16.4

Reactor Coolant System Leakage	10/15	11/15	12/15	1/16	2/16	3/16	4/16	5/16	6/16	7/16	8/16	9/16
Maximum leakage	4.219	4.144	3.444	3.413	3.440	3.430	3.524	3.661	3.804	3.875	3.951	4.018
Technical specification limit	25.0	25.0	25.0	25.0	25.0	25.0	25.0	25.0	25.0	25.0	25.0	25.0
Indicator value	16.9	16.6	13.8	13.7	13.8	13.7	14.1	14.6	15.2	15.5	15.8	16.1

Licensee Comments: none

Drill/Exercise Performance



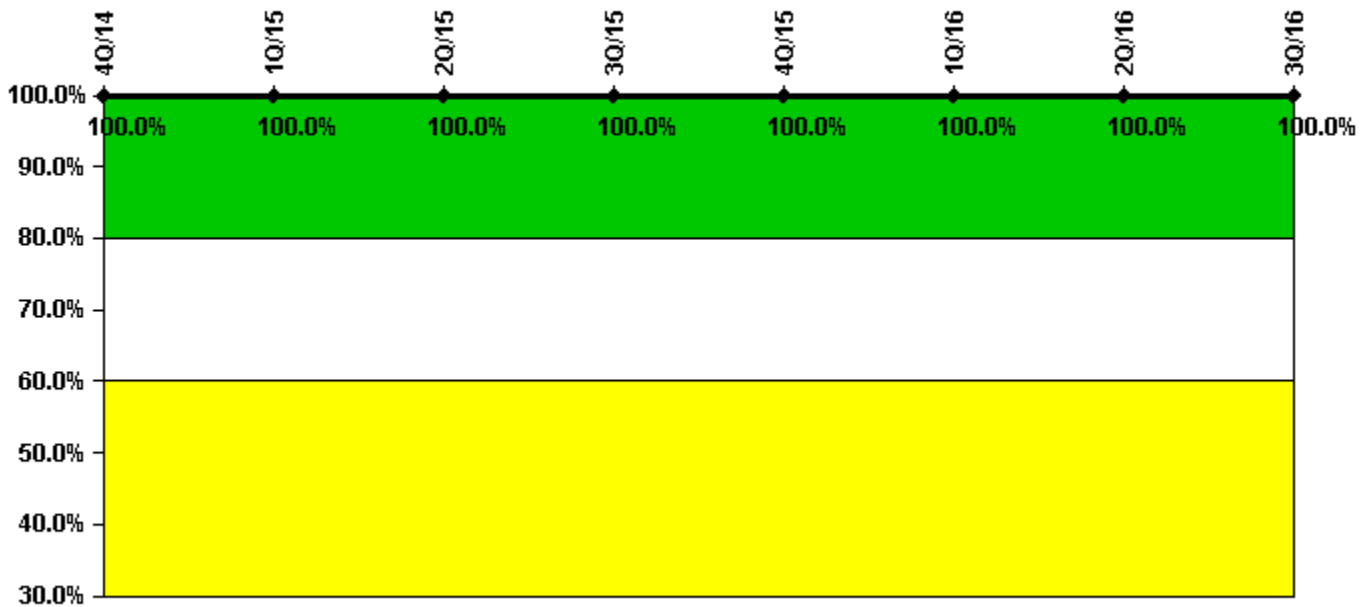
Thresholds: White < 90.0% Yellow < 70.0%

Notes

Drill/Exercise Performance	4Q/14	1Q/15	2Q/15	3Q/15	4Q/15	1Q/16	2Q/16	3Q/16
Successful opportunities	40.0	47.0	65.0	44.0	27.0	31.0	80.0	44.0
Total opportunities	40.0	47.0	67.0	45.0	27.0	32.0	80.0	47.0
Indicator value	98.2%	98.9%	98.8%	98.6%	98.5%	98.3%	98.5%	98.2%

Licensee Comments: none

ERO Drill Participation



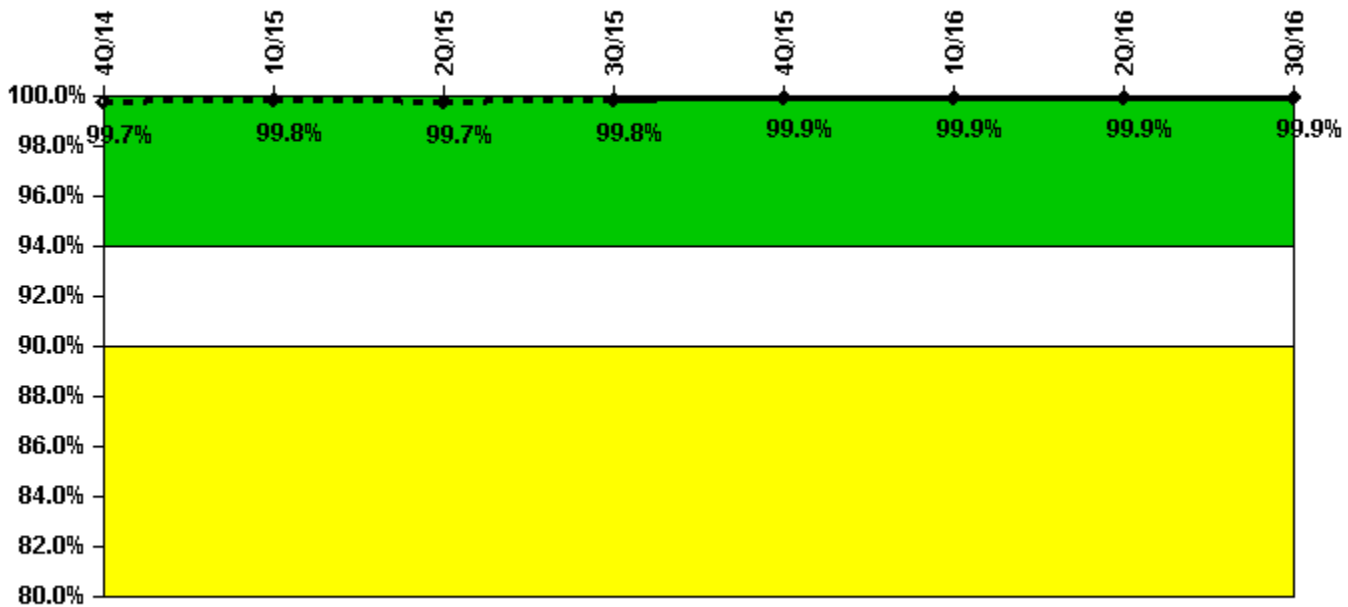
Thresholds: White < 80.0% Yellow < 60.0%

Notes

ERO Drill Participation	4Q/14	1Q/15	2Q/15	3Q/15	4Q/15	1Q/16	2Q/16	3Q/16
Participating Key personnel	78.0	72.0	75.0	72.0	77.0	70.0	64.0	64.0
Total Key personnel	78.0	72.0	75.0	72.0	77.0	70.0	64.0	64.0
Indicator value	100.0%	100.0%	100.0%	100.0%	100.0%	100.0%	100.0%	100.0%

Licensee Comments: none

Alert & Notification System



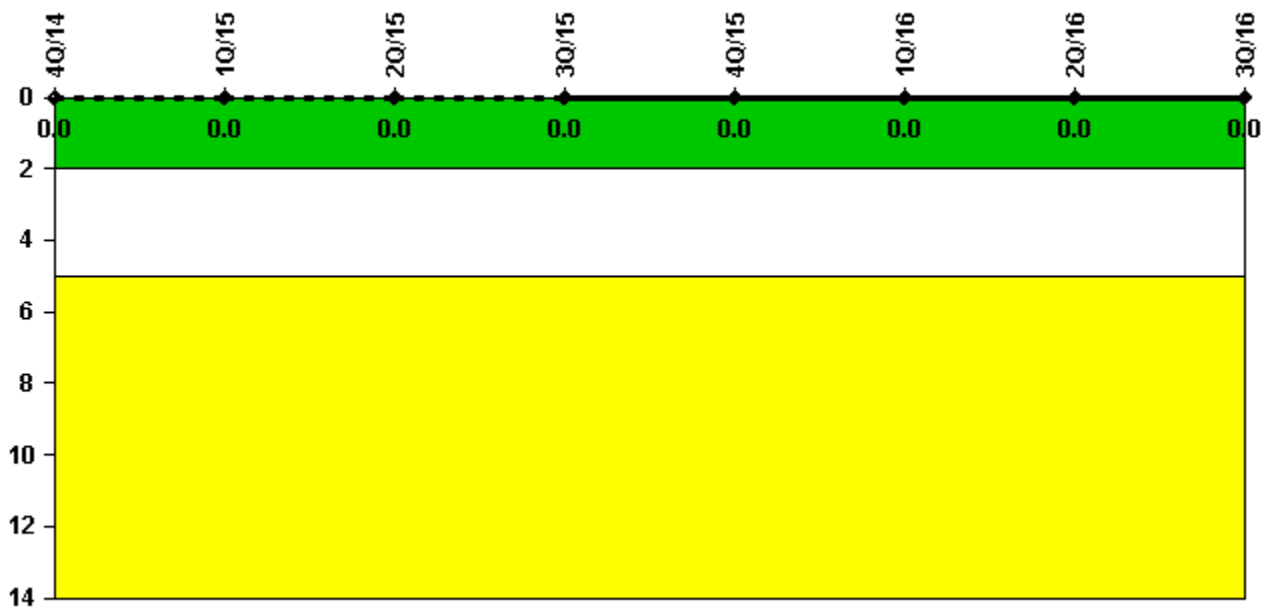
Thresholds: White < 94.0% Yellow < 90.0%

Notes

Alert & Notification System	4Q/14	1Q/15	2Q/15	3Q/15	4Q/15	1Q/16	2Q/16	3Q/16
Successful siren-tests	2940	2895	2937	2985	2943	2942	2942	2937
Total sirens-tests	2944	2898	2944	2990	2944	2944	2944	2944
Indicator value	99.7%	99.8%	99.7%	99.8%	99.9%	99.9%	99.9%	99.9%

Licensee Comments: none

Occupational Exposure Control Effectiveness



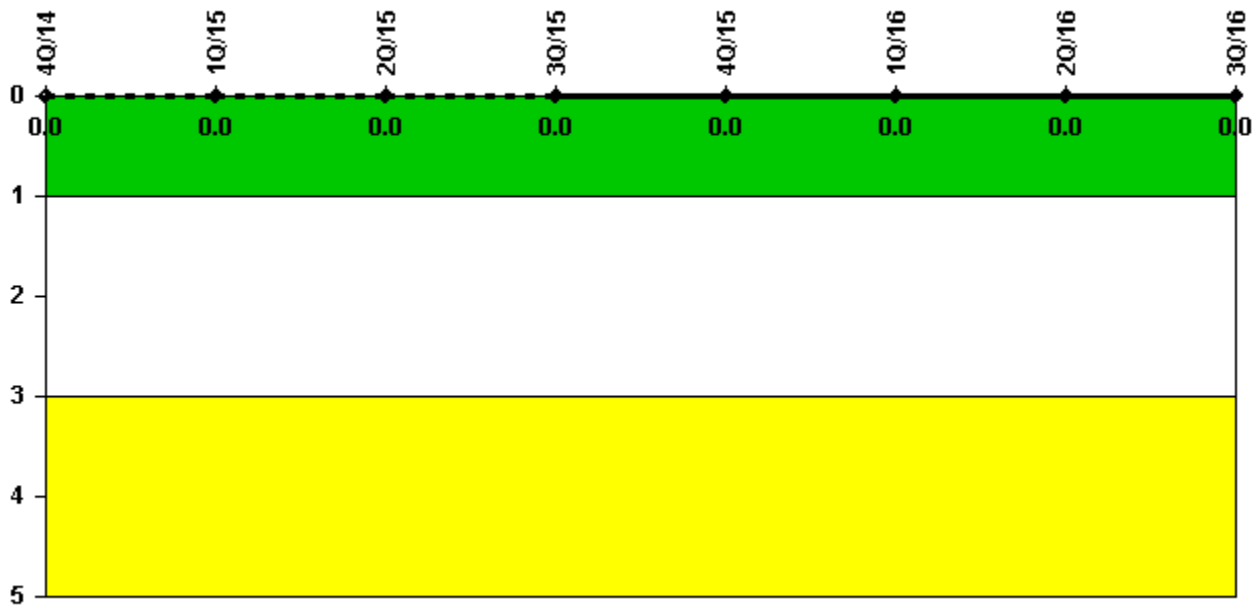
Thresholds: White > 2.0 Yellow > 5.0

Notes

Occupational Exposure Control Effectiveness	4Q/14	1Q/15	2Q/15	3Q/15	4Q/15	1Q/16	2Q/16	3Q/16
High radiation area occurrences	0	0	0	0	0	0	0	0
Very high radiation area occurrences	0	0	0	0	0	0	0	0
Unintended exposure occurrences	0	0	0	0	0	0	0	0
Indicator value	0	0	0	0	0	0	0	0

Licensee Comments: none

RETS/ODCM Radiological Effluent



Thresholds: White > 1.0 Yellow > 3.0

Notes

RETS/ODCM Radiological Effluent	4Q/14	1Q/15	2Q/15	3Q/15	4Q/15	1Q/16	2Q/16	3Q/16
RETS/ODCM occurrences	0	0	0	0	0	0	0	0
Indicator value	0	0	0	0	0	0	0	0

Licensee Comments: none

Although the Security Cornerstone is included in the Reactor Oversight Process assessment program, the Commission has decided that specific information related to findings and performance indicators pertaining to the Security Cornerstone will not be publicly available to ensure that security information is not provided to a possible adversary. Other than the fact that a finding or performance indicator is Green or Greater-Than-Green, security related information will not be displayed on the public web page.

▲ [Action Matrix Summary](#) | [Inspection Findings Summary](#) | [PI Summary](#) | [Reactor Oversight Process](#)

Last Modified: October 23, 2016