

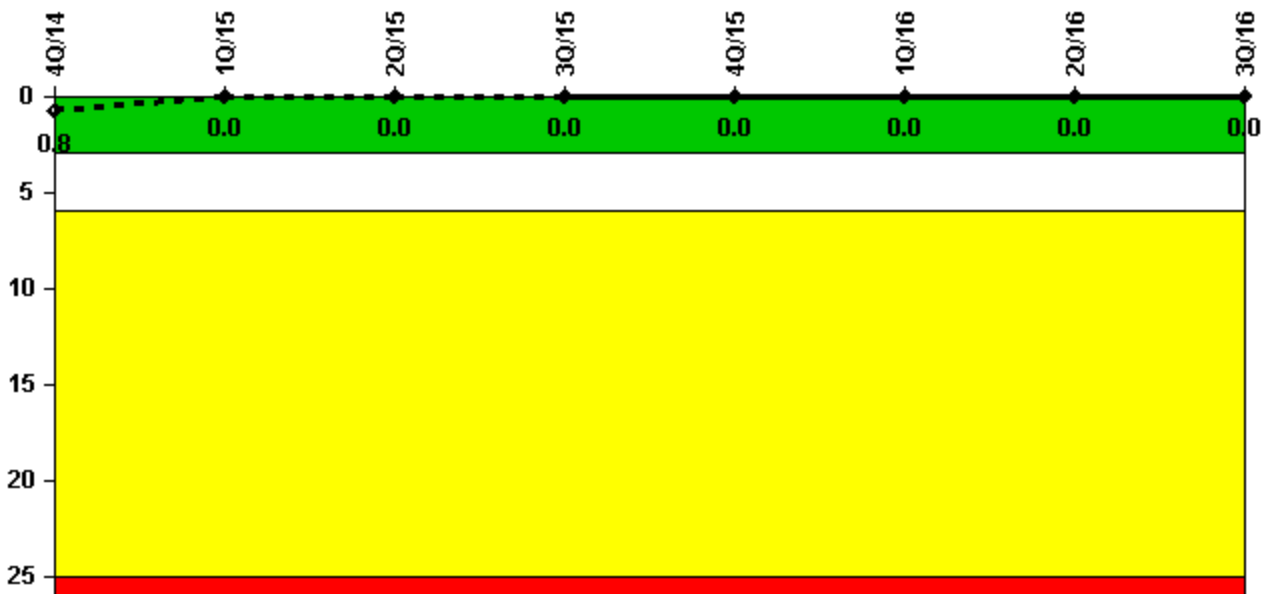
Clinton

3Q/2016 Performance Indicators

The solid trend line represents the current reporting period.

Licensee's General Comments: none

Unplanned Scrams per 7000 Critical Hrs



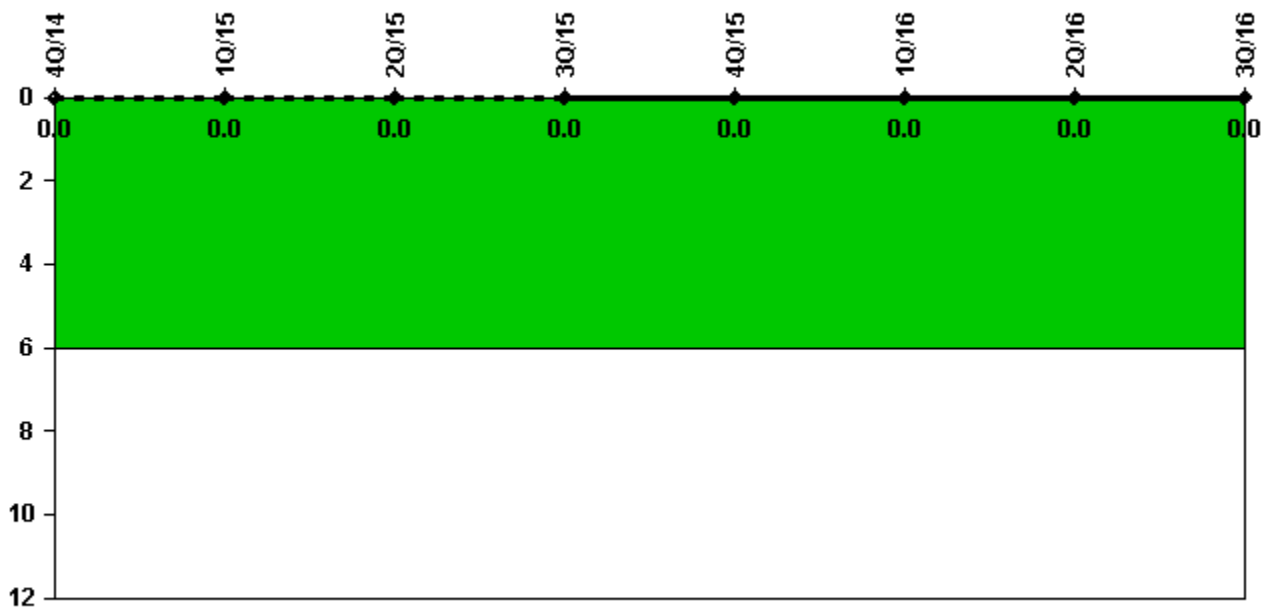
Thresholds: White > 3.0 Yellow > 6.0 Red > 25.0

Notes

Unplanned Scrams per 7000 Critical Hrs	4Q/14	1Q/15	2Q/15	3Q/15	4Q/15	1Q/16	2Q/16	3Q/16
Unplanned scrams	0	0	0	0	0	0	0	0
Critical hours	2209.0	2094.5	1729.2	2208.0	2209.0	2183.0	1937.9	2208.0
Indicator value	0.8	0	0	0	0	0	0	0

Licensee Comments: none

Unplanned Power Changes per 7000 Critical Hrs



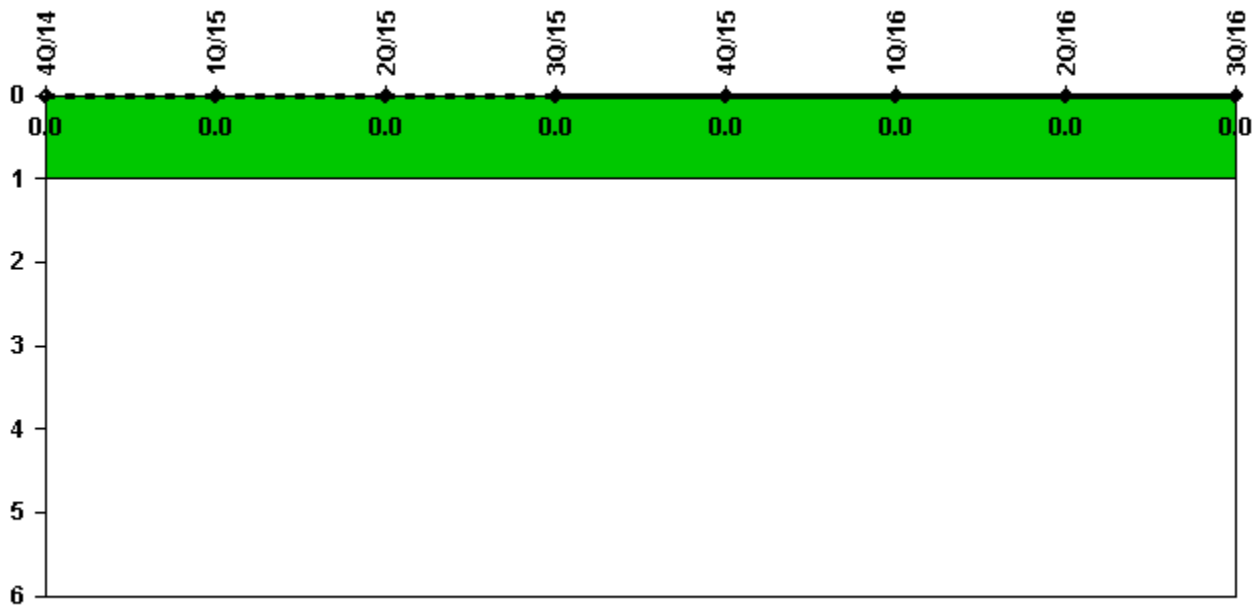
Thresholds: White > 6.0

Notes

Unplanned Power Changes per 7000 Critical Hrs	4Q/14	1Q/15	2Q/15	3Q/15	4Q/15	1Q/16	2Q/16	3Q/16
Unplanned power changes	0	0	0	0	0	0	0	0
Critical hours	2209.0	2094.5	1729.2	2208.0	2209.0	2183.0	1937.9	2208.0
Indicator value	0	0	0	0	0	0	0	0

Licensee Comments: none

Unplanned Scrams with Complications



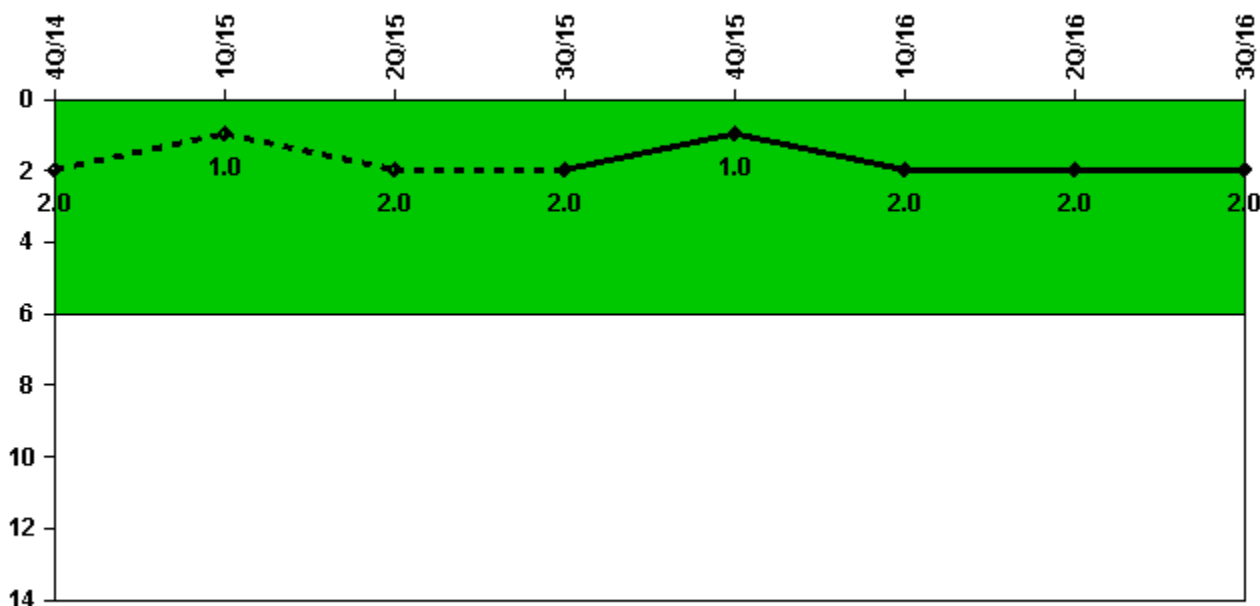
Thresholds: White > 1.0

Notes

Unplanned Scrams with Complications	4Q/14	1Q/15	2Q/15	3Q/15	4Q/15	1Q/16	2Q/16	3Q/16
Scrams with complications	0	0	0	0	0	0	0	0
Indicator value	0.0	0.0	0.0	0.0	0.0	0.0	0.0	0.0

Licensee Comments: none

Safety System Functional Failures (BWR)



Thresholds: White > 6.0

Notes

Safety System Functional Failures (BWR)	4Q/14	1Q/15	2Q/15	3Q/15	4Q/15	1Q/16	2Q/16	3Q/16
Safety System Functional Failures	1	0	1	0	0	1	1	0
Indicator value	2	1	2	2	1	2	2	2

Licensee Comments:

2Q/16: Safety System Functional Failure reported to NRC under LER 2016-003 issued on 05/23/16 for Bypassing Both Divisions of Reactor Water Cleanup Leak Detection System is a Reportable Loss of Safety Function.

1Q/16: Safety System Functional Failure reported to NRC under LER 2016-001-00 issued 03/18/2016 for Continuous Containment Purge Exhaust Fan trip due to unvalidated assumptions in work planning resulted in an unanalyzed condition of Primary to Secondary Containment differential pressure and safety system functional failure.

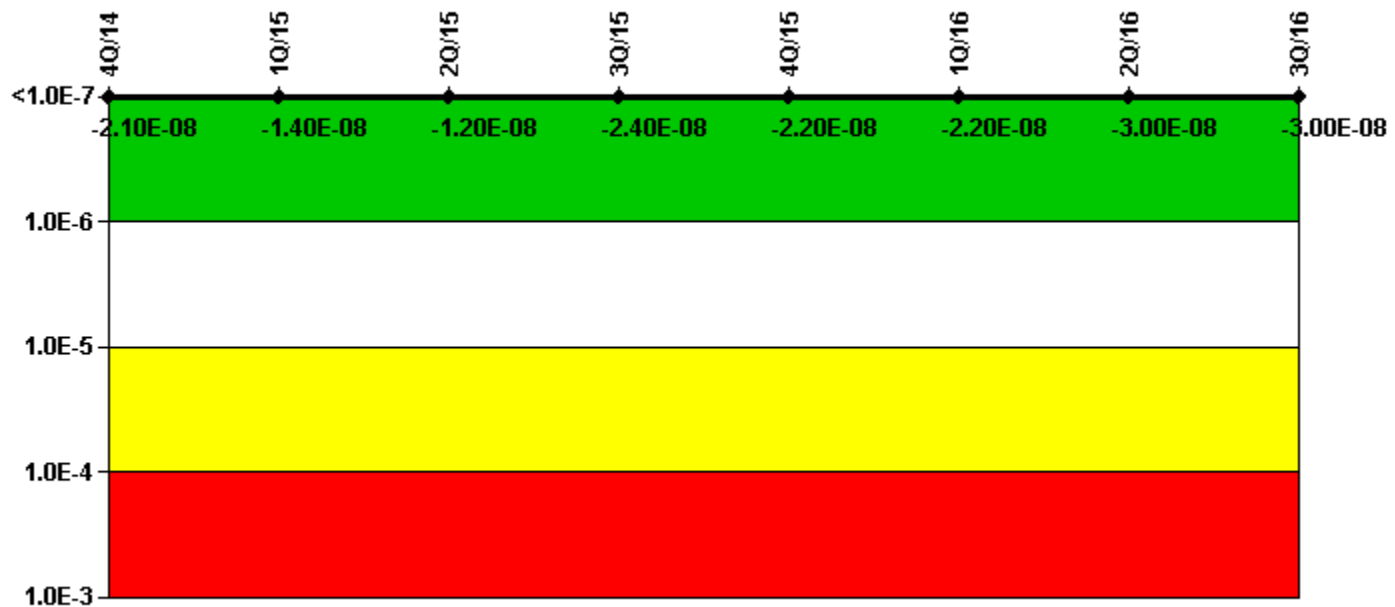
3Q/15: Safety System Functional Failure reported to NRC under LER 2015-004-00 issued 08/24/2015 for trip of Emergency Reserve Auxiliary Transformer Static VAR Compensator following lightning strike on 138 kV offsite source causes positive Secondary Containment pressure becoming incapable of performing its safety function.

3Q/15: A loss of safety function reported to NRC under LER 2015-004-00 issued on 8/24/15 was counted as a third quarter 2015 safety system functional failure (SSFF) performance indicator occurrence. An engineering evaluation has concluded that this event was not a SSFF, therefore the third quarter 2015 data has been changed from 1 to 0. This change does not affect the indicator color of green.

2Q/15: Safety System Functional Failure reported to NRC under LER 2015-001-00 issued 04/07/2015 for Division 1 and Division 2 Reactor Water Cleanup System High Differential Flow Instruments becoming incapable of performing their safety function.

4Q/14: Safety System Functional Failure reported to NRC under LER 2014-005-00 issued 11/13/14 for Failure of Shutdown Service Water Pump Results in Loss of Division 3 Emergency Diesel Generator and High Pressure Core Spray Safety Functions

Mitigating Systems Performance Index, Emergency AC Power System




Thresholds: White > 1.00E-6 Yellow > 1.00E-5 Red > 1.00E-4

Notes

Mitigating Systems Performance Index, Emergency AC Power System	4Q/14	1Q/15	2Q/15	3Q/15	4Q/15	1Q/16	2Q/16	3Q/16
UAI (Δ CDF)	-8.80E-09	-1.75E-09	9.30E-11	-1.22E-08	-9.78E-09	-1.00E-08	-1.82E-08	-1.82E-08
URI (Δ CDF)	-1.21E-08	-1.21E-08	-1.21E-08	-1.21E-08	-1.21E-08	-1.21E-08	-1.21E-08	-1.21E-08
PLE	NO	NO	NO	NO	NO	NO	NO	NO
Indicator value	-2.10E-08	-1.40E-08	-1.20E-08	-2.40E-08	-2.20E-08	-2.20E-08	-3.00E-08	-3.00E-08

Licensee Comments: none

Mitigating Systems Performance Index, High Pressure Injection System



Thresholds: White > 1.00E-6 Yellow > 1.00E-5 Red > 1.00E-4

Notes

Mitigating Systems Performance Index, High Pressure Injection System	4Q/14	1Q/15	2Q/15	3Q/15	4Q/15	1Q/16	2Q/16	3Q/16
UAI (Δ CDF)	1.32E-08	1.33E-08	1.40E-08	1.40E-08	1.40E-08	3.16E-08	3.29E-08	1.82E-08
URI (Δ CDF)	1.09E-08	1.09E-08	1.09E-08	1.09E-08	1.09E-08	1.09E-08	1.09E-08	1.09E-08
PLE	NO	NO	NO	NO	NO	NO	NO	NO
Indicator value	2.40E-08	2.40E-08	2.50E-08	2.50E-08	2.50E-08	4.20E-08	4.40E-08	2.90E-08

Licensee Comments: none

Mitigating Systems Performance Index, Heat Removal System



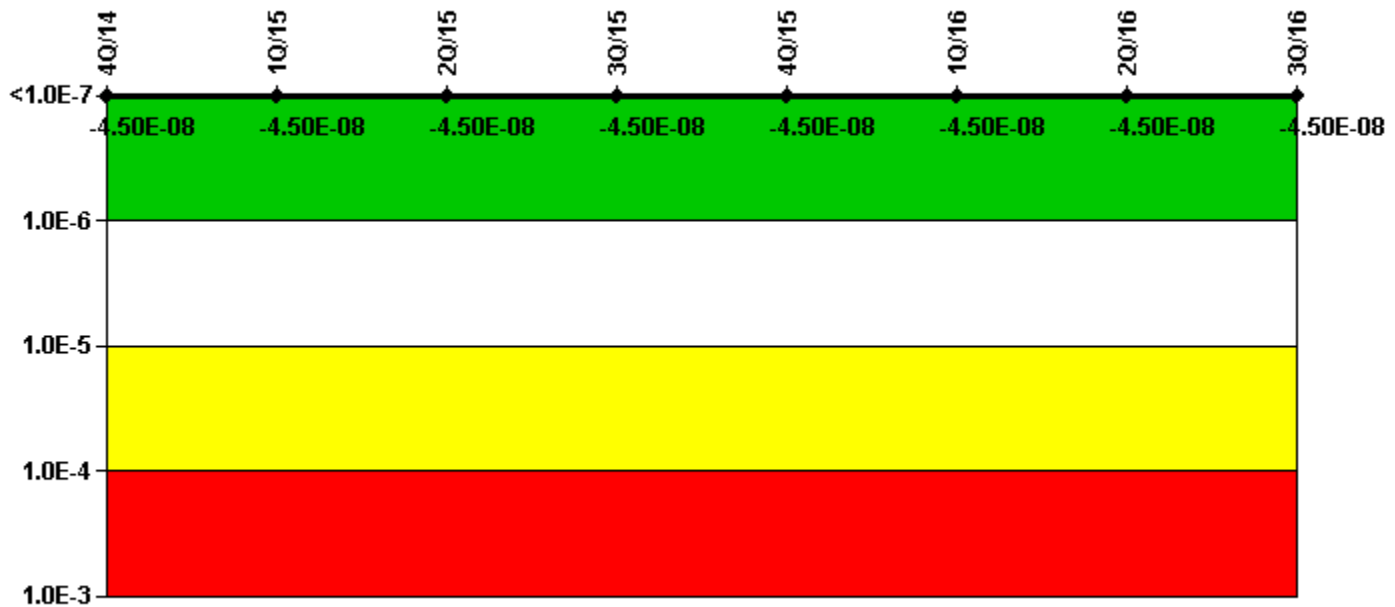
Thresholds: White > 1.00E-6 Yellow > 1.00E-5 Red > 1.00E-4

Notes

Mitigating Systems Performance Index, Heat Removal System	4Q/14	1Q/15	2Q/15	3Q/15	4Q/15	1Q/16	2Q/16	3Q/16
UAI (Δ CDF)	-9.59E-09	-9.59E-09	-9.55E-09	-9.55E-09	-1.16E-08	-1.16E-08	-1.16E-08	-1.16E-08
URI (Δ CDF)	-2.82E-08	-2.82E-08	-2.82E-08	-2.82E-08	-2.82E-08	-2.82E-08	-2.82E-08	-2.82E-08
PLE	NO	NO	NO	NO	NO	NO	NO	NO
Indicator value	-3.80E-08	-3.80E-08	-3.80E-08	-3.80E-08	-4.00E-08	-4.00E-08	-4.00E-08	-4.00E-08

Licensee Comments: none

Mitigating Systems Performance Index, Residual Heat Removal System



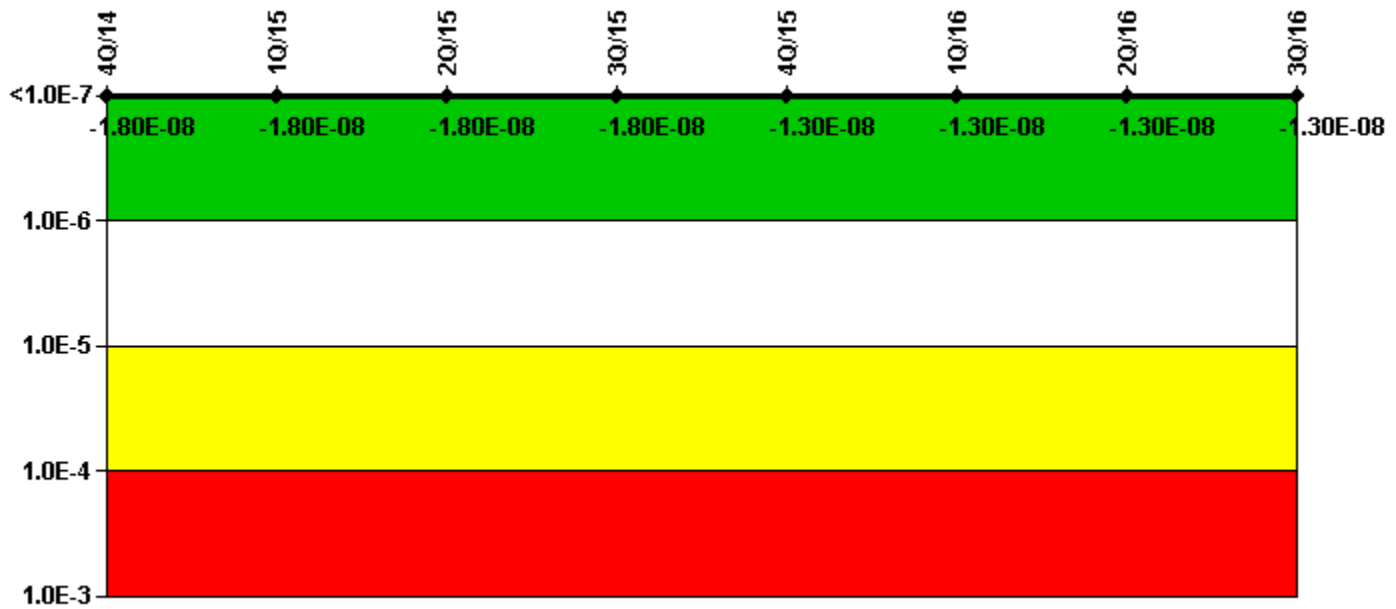
Thresholds: White > 1.00E-6 Yellow > 1.00E-5 Red > 1.00E-4

Notes

Mitigating Systems Performance Index, Residual Heat Removal System	4Q/14	1Q/15	2Q/15	3Q/15	4Q/15	1Q/16	2Q/16	3Q/16
UAI (Δ CDF)	-6.06E-09	-6.02E-09	-5.81E-09	-5.81E-09	-5.81E-09	-5.85E-09	-5.74E-09	-5.74E-09
URI (Δ CDF)	-3.93E-08	-3.93E-08	-3.93E-08	-3.93E-08	-3.93E-08	-3.93E-08	-3.93E-08	-3.93E-08
PLE	NO	NO	NO	NO	NO	NO	NO	NO
Indicator value	-4.50E-08	-4.50E-08	-4.50E-08	-4.50E-08	-4.50E-08	-4.50E-08	-4.50E-08	-4.50E-08

Licensee Comments: none

Mitigating Systems Performance Index, Cooling Water Systems



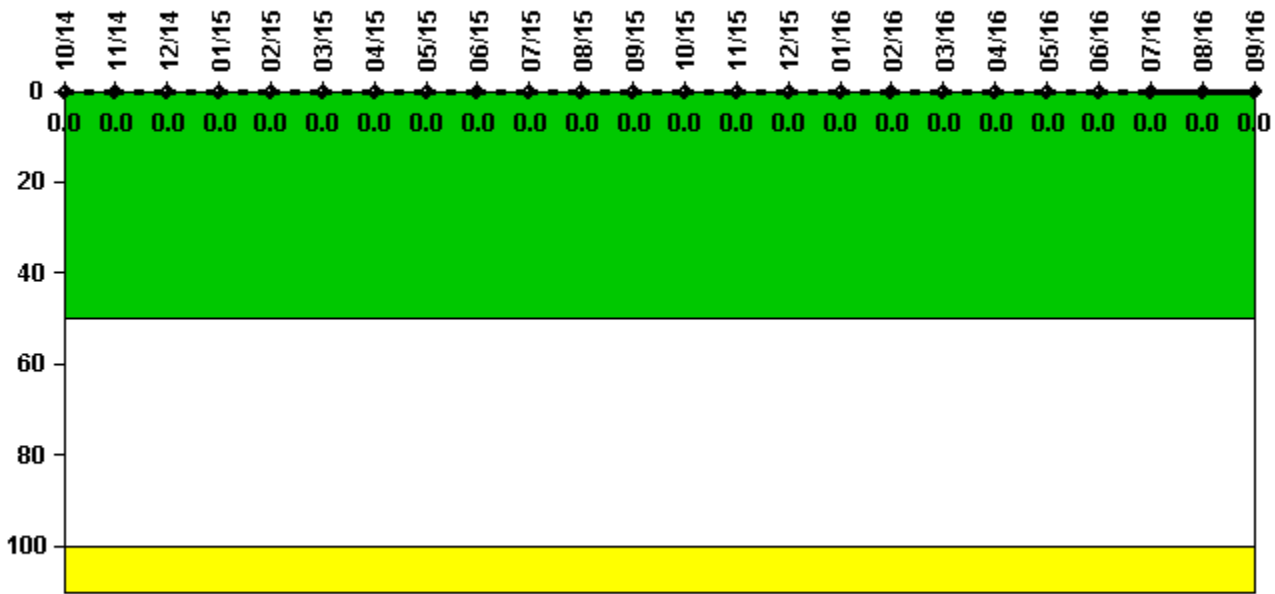
Thresholds: White > 1.00E-6 Yellow > 1.00E-5 Red > 1.00E-4

Notes

Mitigating Systems Performance Index, Cooling Water Systems	4Q/14	1Q/15	2Q/15	3Q/15	4Q/15	1Q/16	2Q/16	3Q/16
UAI (ΔCDF)	0.00E+00	0.00E+00	0.00E+00	0.00E+00	4.64E-09	4.52E-09	4.62E-09	4.62E-09
URI (ΔCDF)	-1.78E-08	-1.78E-08	-1.78E-08	-1.78E-08	-1.78E-08	-1.78E-08	-1.78E-08	-1.78E-08
PLE	NO	NO	NO	NO	NO	NO	NO	NO
Indicator value	-1.80E-08	-1.80E-08	-1.80E-08	-1.80E-08	-1.30E-08	-1.30E-08	-1.30E-08	-1.30E-08

Licensee Comments: none

Reactor Coolant System Activity



Thresholds: White > 50.0 Yellow > 100.0

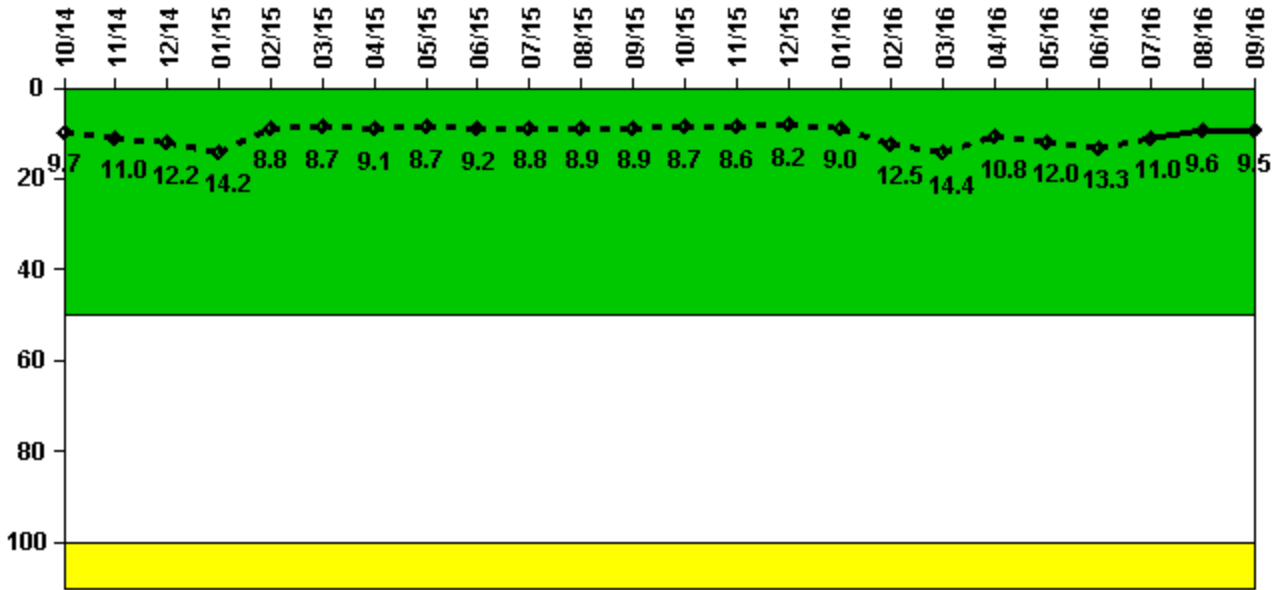
Notes

Reactor Coolant System Activity	10/14	11/14	12/14	1/15	2/15	3/15	4/15	5/15	6/15	7/15	8/15	9/15
Maximum activity	0.000001	0.000001	0.000001	0.000005	0.000001	0.000002	0.000001	0.000002	0.000001	0.000001	0.000002	0.000001
Technical specification limit	0.2	0.2	0.2	0.2	0.2	0.2	0.2	0.2	0.2	0.2	0.2	0.2
Indicator value	0	0	0	0	0	0	0	0	0	0	0	0

Reactor Coolant System Activity	10/15	11/15	12/15	1/16	2/16	3/16	4/16	5/16	6/16	7/16	8/16	9/16
Maximum activity	0.000001	0.000001	0.000001	0.000002	0.000002	0.000002	0.000002	0.000002	0.000002	0.000002	0.000003	0.000003
Technical specification limit	0.2	0.2	0.2	0.2	0.2	0.2	0.2	0.2	0.2	0.2	0.2	0.2
Indicator value	0	0	0	0	0	0	0	0	0	0	0	0

Licensee Comments: none

Reactor Coolant System Leakage



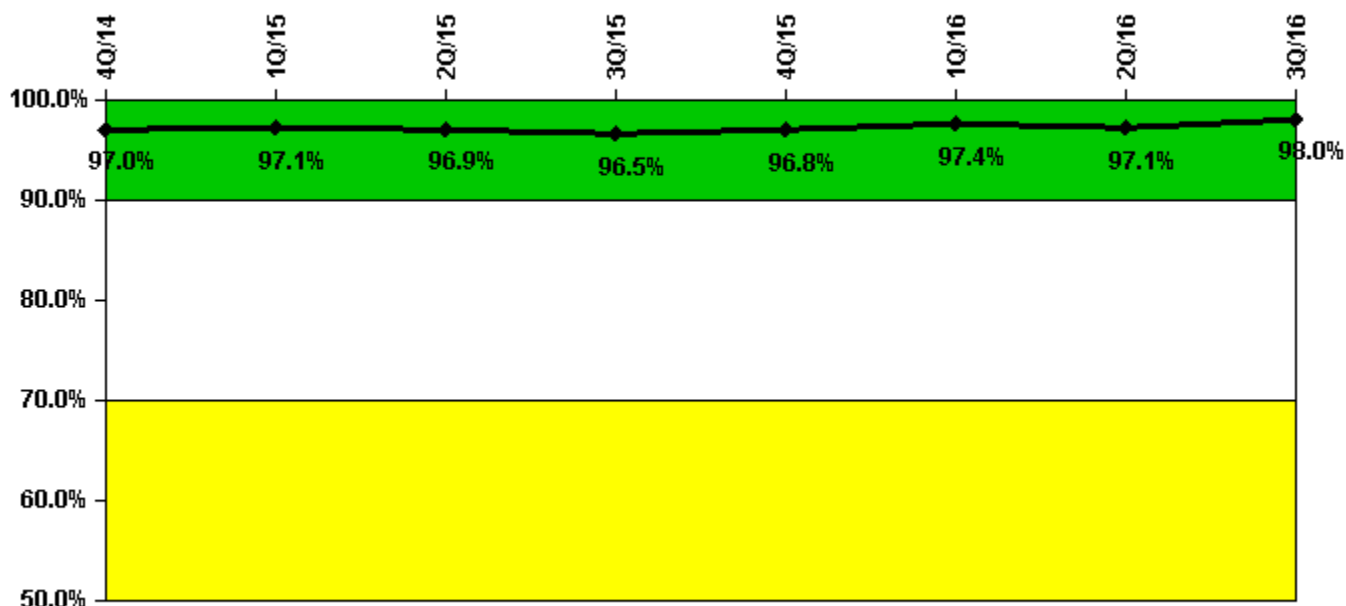
Thresholds: White > 50.0 Yellow > 100.0

Notes

Reactor Coolant System Leakage	10/14	11/14	12/14	1/15	2/15	3/15	4/15	5/15	6/15	7/15	8/15	9/15
Maximum leakage	2.900	3.290	3.660	4.250	2.630	2.600	2.740	2.610	2.760	2.640	2.680	2.670
Technical specification limit	30.0	30.0	30.0	30.0	30.0	30.0	30.0	30.0	30.0	30.0	30.0	30.0
Indicator value	9.7	11.0	12.2	14.2	8.8	8.7	9.1	8.7	9.2	8.8	8.9	8.9
Reactor Coolant System Leakage	10/15	11/15	12/15	1/16	2/16	3/16	4/16	5/16	6/16	7/16	8/16	9/16
Maximum leakage	2.610	2.580	2.470	2.700	3.740	4.330	3.230	3.590	3.990	3.310	2.870	2.860
Technical specification limit	30.0	30.0	30.0	30.0	30.0	30.0	30.0	30.0	30.0	30.0	30.0	30.0
Indicator value	8.7	8.6	8.2	9.0	12.5	14.4	10.8	12.0	13.3	11.0	9.6	9.5

Licensee Comments: none

Drill/Exercise Performance



Thresholds: White < 90.0% Yellow < 70.0%

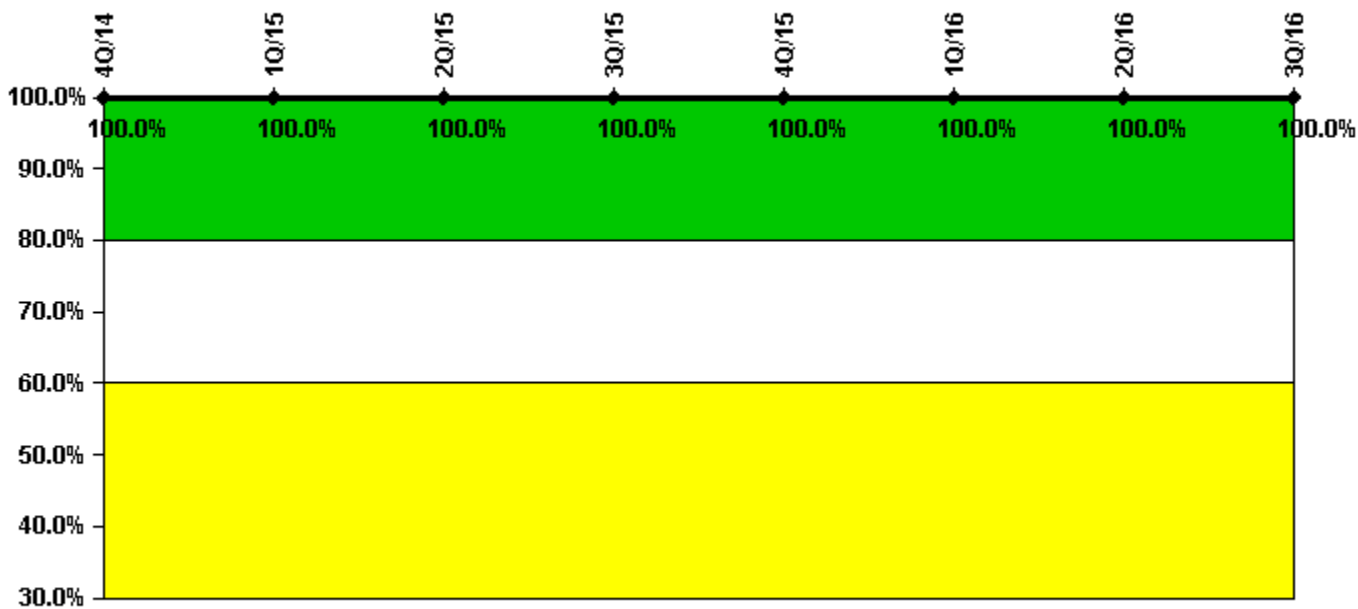
Notes

Drill/Exercise Performance	4Q/14	1Q/15	2Q/15	3Q/15	4Q/15	1Q/16	2Q/16	3Q/16
Successful opportunities	23.0	37.0	34.0	33.0	39.0	84.0	63.0	22.0
Total opportunities	23.0	37.0	35.0	34.0	39.0	85.0	65.0	24.0
Indicator value	97.0%	97.1%	96.9%	96.5%	96.8%	97.4%	97.1%	98.0%

Licensee Comments:

3Q/15: The successful drill, exercises, and event opportunities performance indicator has been revised to add 4 opportunities and the total drill, exercises, and event opportunities performance indicator has been revised to add 4 opportunities for third quarter 2015 due to common EOF opportunities not previously included. This change did not affect the indicator color of green.

ERO Drill Participation



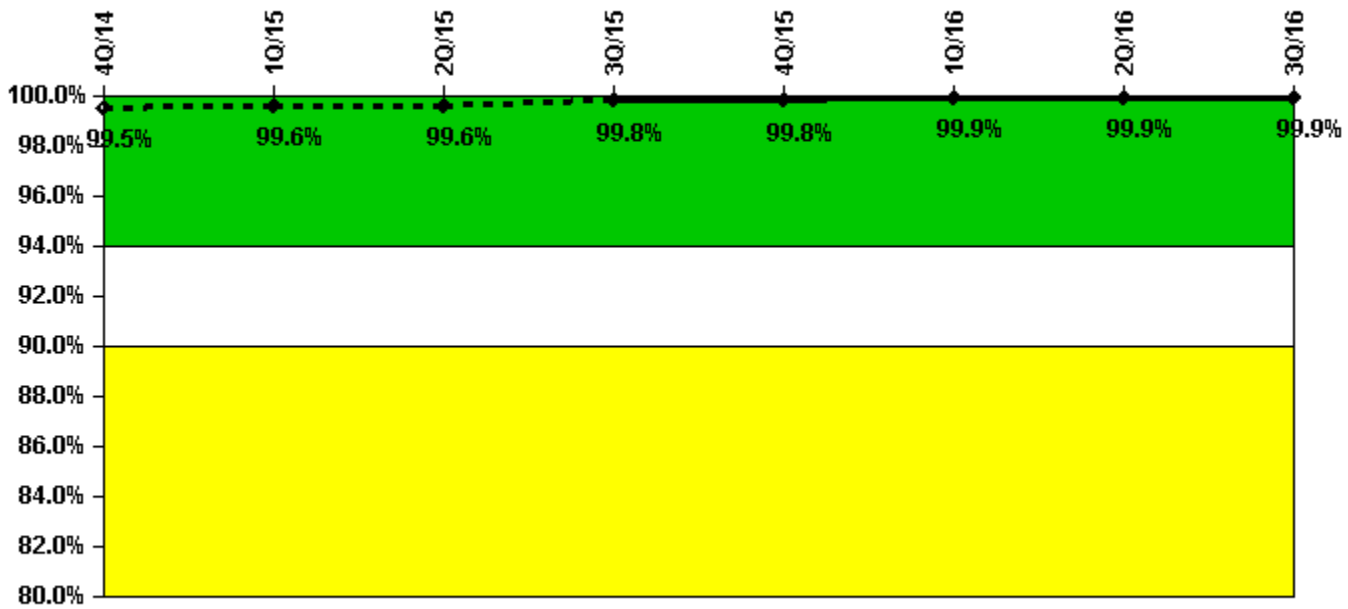
Thresholds: White < 80.0% Yellow < 60.0%

Notes

ERO Drill Participation	4Q/14	1Q/15	2Q/15	3Q/15	4Q/15	1Q/16	2Q/16	3Q/16
Participating Key personnel	63.0	62.0	66.0	67.0	67.0	67.0	68.0	64.0
Total Key personnel	63.0	62.0	66.0	67.0	67.0	67.0	68.0	64.0
Indicator value	100.0%	100.0%	100.0%	100.0%	100.0%	100.0%	100.0%	100.0%

Licensee Comments: none

Alert & Notification System



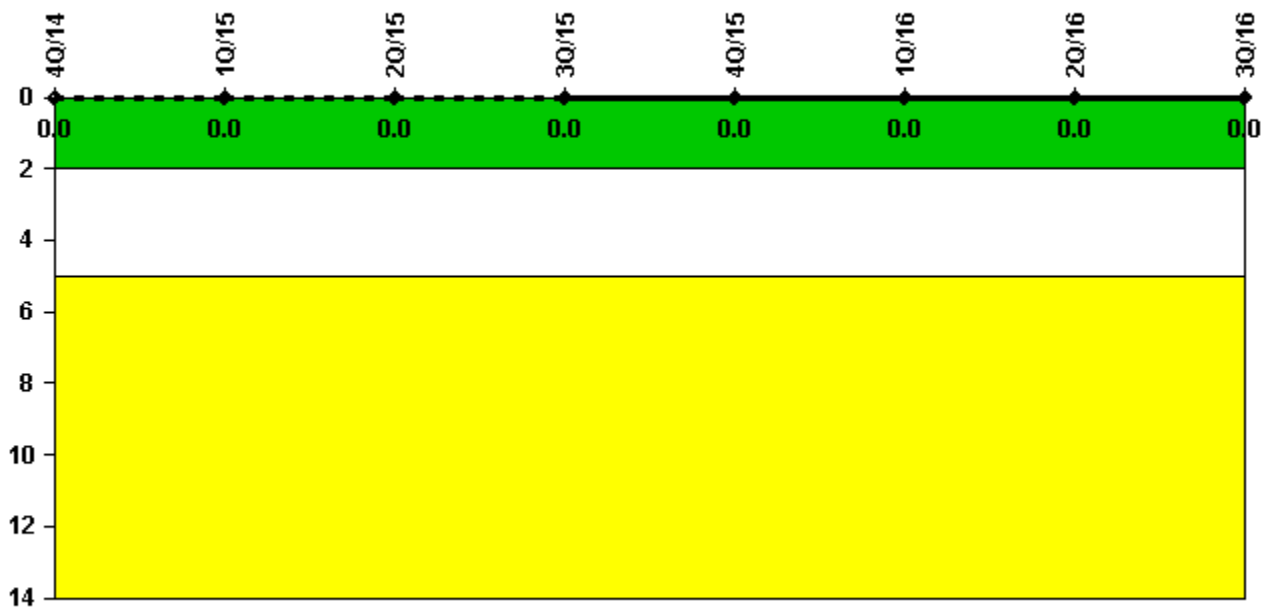
Thresholds: White < 94.0% Yellow < 90.0%

Notes

Alert & Notification System	4Q/14	1Q/15	2Q/15	3Q/15	4Q/15	1Q/16	2Q/16	3Q/16
Successful siren-tests	2556	2518	2556	2594	2556	2559	2558	2558
Total sirens-tests	2560	2520	2560	2600	2560	2560	2560	2560
Indicator value	99.5%	99.6%	99.6%	99.8%	99.8%	99.9%	99.9%	99.9%

Licensee Comments: none

Occupational Exposure Control Effectiveness



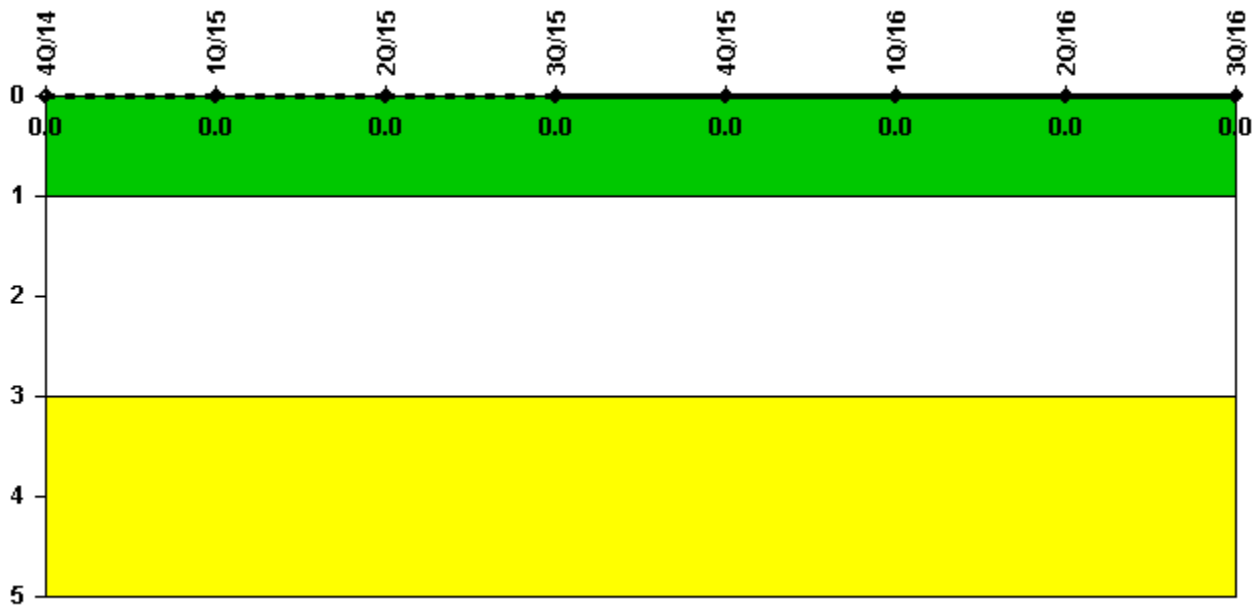
Thresholds: White > 2.0 Yellow > 5.0

Notes

Occupational Exposure Control Effectiveness	4Q/14	1Q/15	2Q/15	3Q/15	4Q/15	1Q/16	2Q/16	3Q/16
High radiation area occurrences	0	0	0	0	0	0	0	0
Very high radiation area occurrences	0	0	0	0	0	0	0	0
Unintended exposure occurrences	0	0	0	0	0	0	0	0
Indicator value	0	0	0	0	0	0	0	0

Licensee Comments: none

RETS/ODCM Radiological Effluent



Thresholds: White > 1.0 Yellow > 3.0

Notes

RETS/ODCM Radiological Effluent	4Q/14	1Q/15	2Q/15	3Q/15	4Q/15	1Q/16	2Q/16	3Q/16
RETS/ODCM occurrences	0	0	0	0	0	0	0	0
Indicator value	0	0	0	0	0	0	0	0

Licensee Comments: none

Although the Security Cornerstone is included in the Reactor Oversight Process assessment program, the Commission has decided that specific information related to findings and performance indicators pertaining to the Security Cornerstone will not be publicly available to ensure that security information is not provided to a possible adversary. Other than the fact that a finding or performance indicator is Green or Greater-Than-Green, security related information will not be displayed on the public web page.

▲ [Action Matrix Summary](#) | [Inspection Findings Summary](#) | [PI Summary](#) | [Reactor Oversight Process](#)

Last Modified: October 23, 2016