

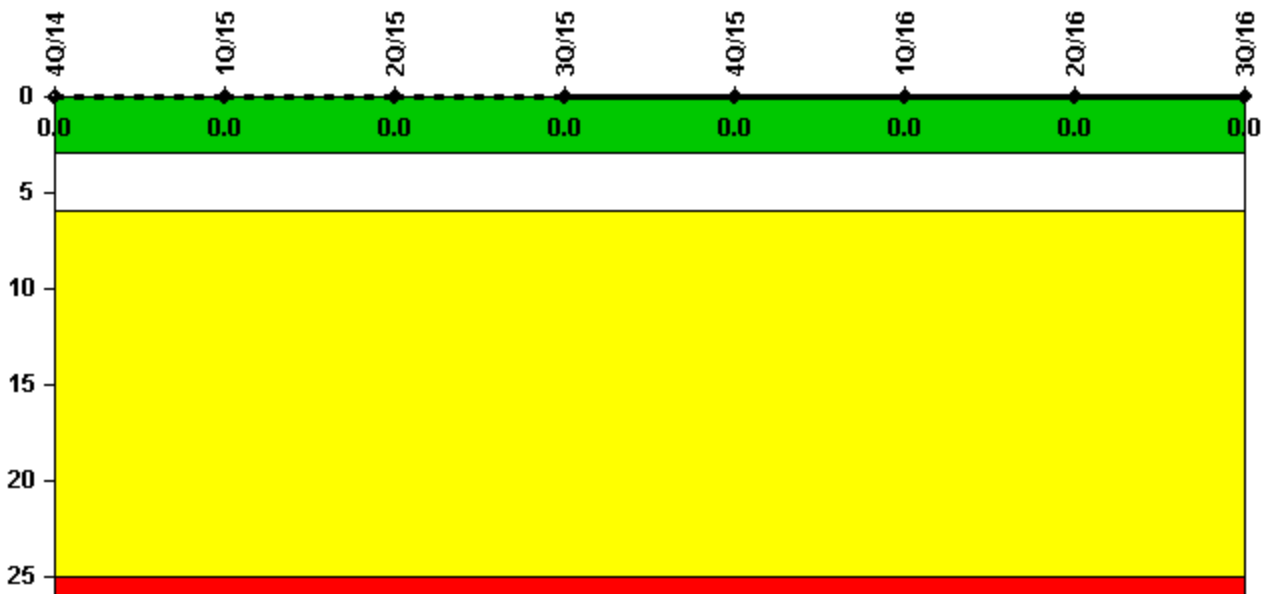
Braidwood 2

3Q/2016 Performance Indicators

The solid trend line represents the current reporting period.

Licensee's General Comments: none

Unplanned Scrams per 7000 Critical Hrs



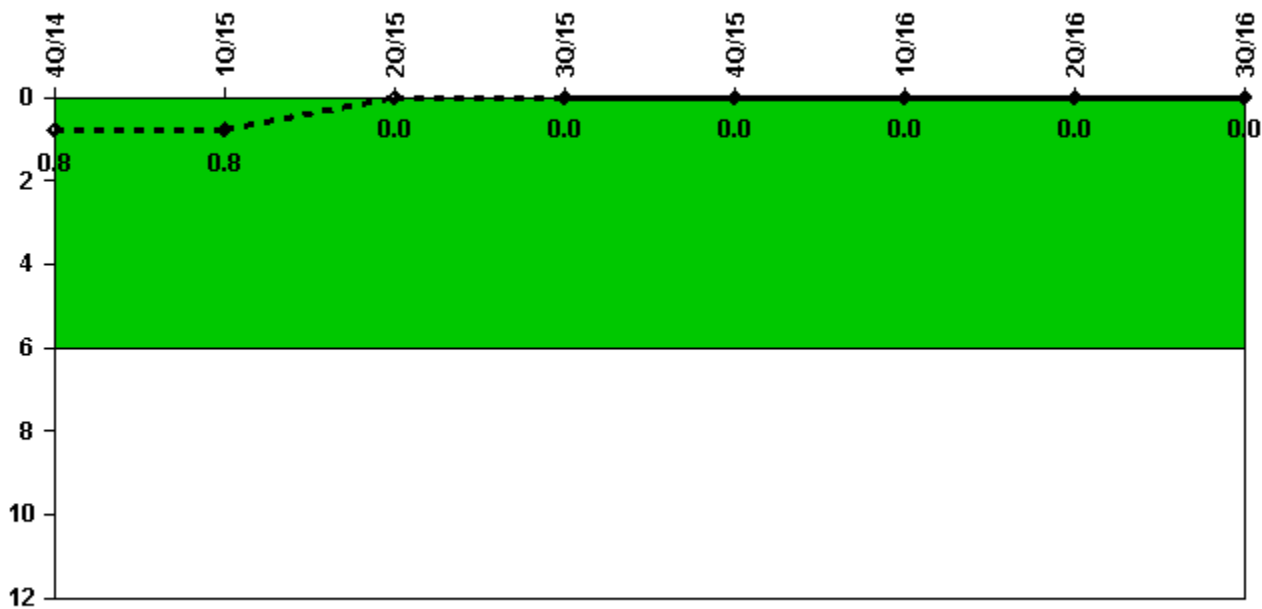
Thresholds: White > 3.0 Yellow > 6.0 Red > 25.0

Notes

Unplanned Scrams per 7000 Critical Hrs	4Q/14	1Q/15	2Q/15	3Q/15	4Q/15	1Q/16	2Q/16	3Q/16
Unplanned scrams	0	0	0	0	0	0	0	0
Critical hours	2209.0	2159.0	2184.0	2208.0	1772.3	2183.0	2184.0	2208.0
Indicator value	0	0	0	0	0	0	0	0

Licensee Comments: none

Unplanned Power Changes per 7000 Critical Hrs



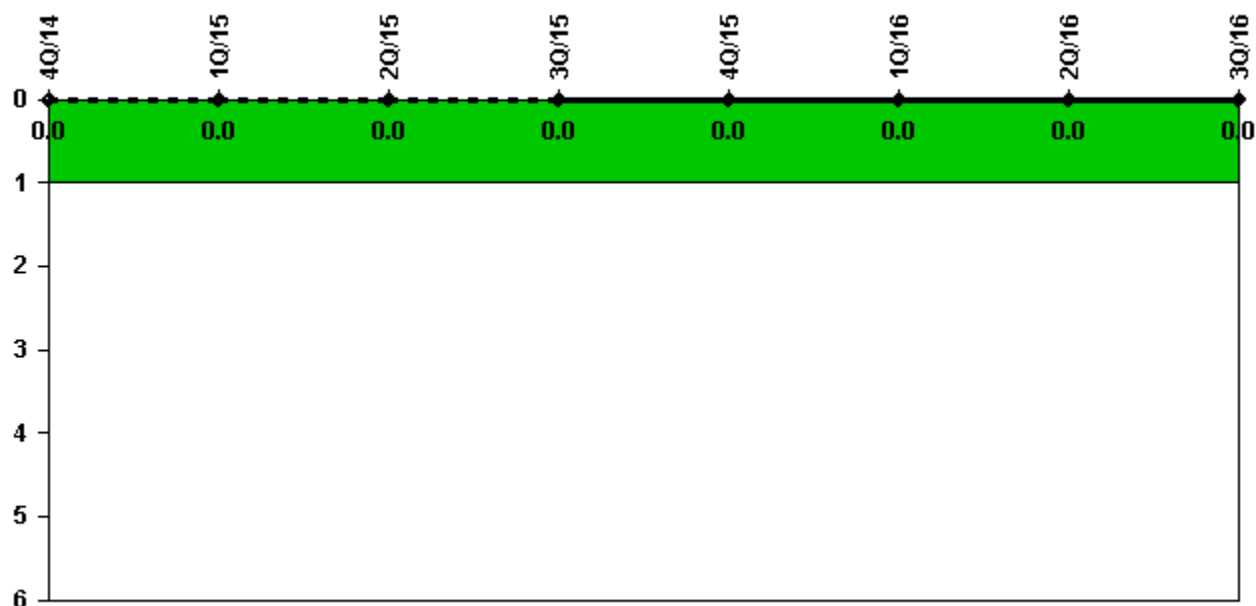
Thresholds: White > 6.0

Notes

Unplanned Power Changes per 7000 Critical Hrs	4Q/14	1Q/15	2Q/15	3Q/15	4Q/15	1Q/16	2Q/16	3Q/16
Unplanned power changes	0	0	0	0	0	0	0	0
Critical hours	2209.0	2159.0	2184.0	2208.0	1772.3	2183.0	2184.0	2208.0
Indicator value	0.8	0.8	0	0	0	0	0	0

Licensee Comments: none

Unplanned Scrams with Complications



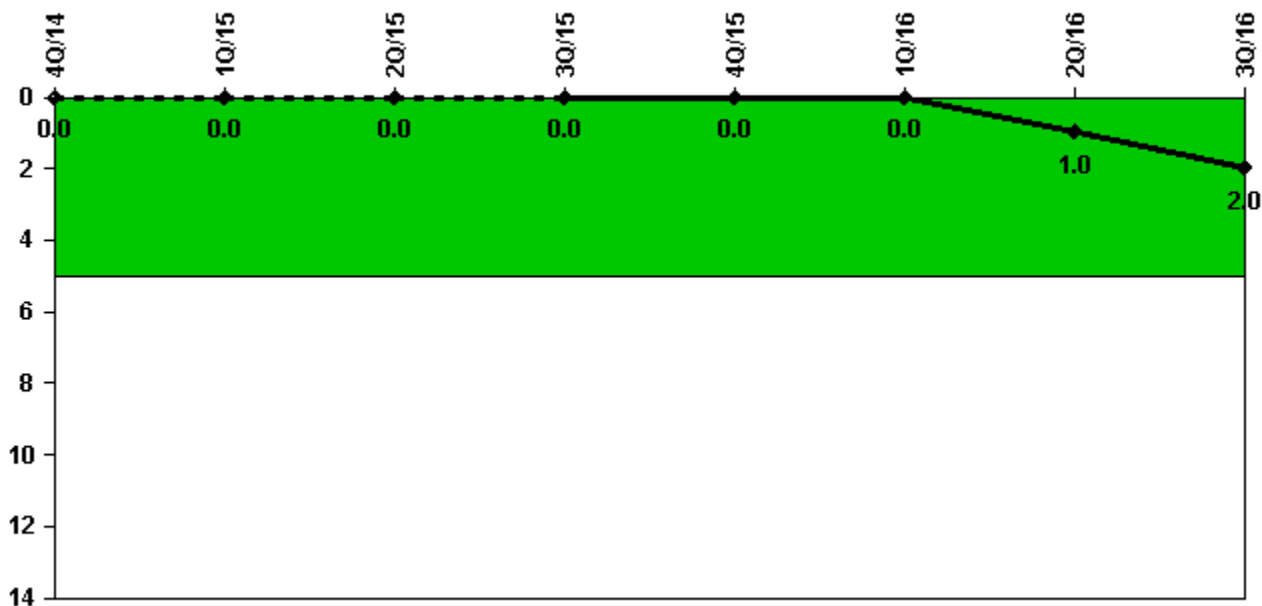
Thresholds: White > 1.0

Notes

Unplanned Scrams with Complications	4Q/14	1Q/15	2Q/15	3Q/15	4Q/15	1Q/16	2Q/16	3Q/16
Scrams with complications	0	0	0	0	0	0	0	0
Indicator value	0.0	0.0	0.0	0.0	0.0	0.0	0.0	0.0

Licensee Comments: none

Safety System Functional Failures (PWR)



Thresholds: White > 5.0

Notes

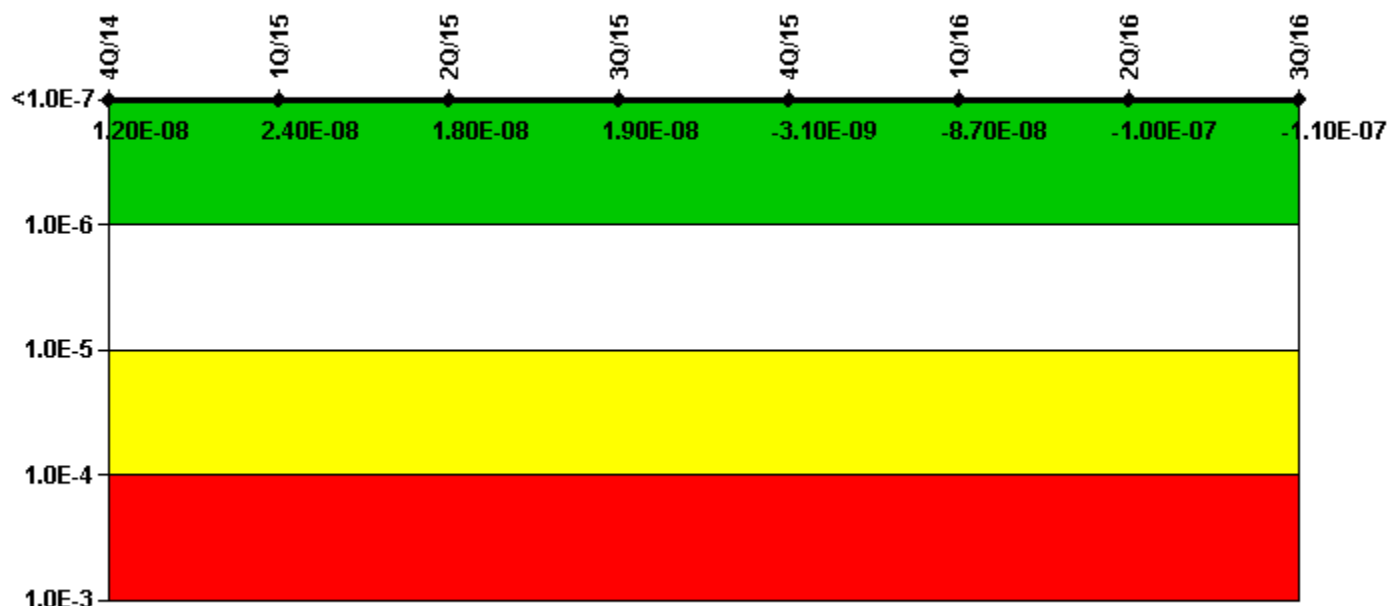
Safety System Functional Failures (PWR)	4Q/14	1Q/15	2Q/15	3Q/15	4Q/15	1Q/16	2Q/16	3Q/16
Safety System Functional Failures	0	0	0	0	0	0	1	1
Indicator value	0	0	0	0	0	0	1	2

Licensee Comments:

3Q/16: Licensee Event Report 2016-002-00 - Inadequate Protection from Tornado Missiles Identified Due to Non-Conforming Design Conditions

2Q/16: LER 2016-001-00: Auxiliary Feedwater Diesel Intake Design Deficiency Related to Turbine Building High Energy Line Break Resulted in an Unanalyzed Condition Due to Insufficient Validation of Vendor Analysis Inputs

Mitigating Systems Performance Index, Emergency AC Power System



Thresholds: White > 1.00E-6 Yellow > 1.00E-5 Red > 1.00E-4

Notes


Mitigating Systems Performance Index, Emergency AC Power System	4Q/14	1Q/15	2Q/15	3Q/15	4Q/15	1Q/16	2Q/16	3Q/16
UAI (Δ CDF)	8.34E-08	8.19E-08	8.19E-08	8.48E-08	5.21E-08	3.58E-08	2.21E-08	8.75E-09
URI (Δ CDF)	-7.14E-08	-5.79E-08	-6.43E-08	-6.59E-08	-5.52E-08	-1.23E-07	-1.23E-07	-1.22E-07
PLE	NO	NO	NO	NO	NO	NO	NO	NO
Indicator value	1.20E-08	2.40E-08	1.80E-08	1.90E-08	-3.10E-09	-8.70E-08	-1.00E-07	-1.10E-07

Licensee Comments:

2Q/16: Changed PRA Parameter(s).

1Q/16: Changed PRA Parameter(s). 4/15/16: Braidwood ASM PRA Model Revision No. BB011b4 approved September 30, 2015, revised Byron Unit 1 and Braidwood Unit 2 PRA inputs for installation of Westinghouse Generation 3 RCP safe shutdown seal installation. These seals were installed in 4Q15 at Braidwood.

Mitigating Systems Performance Index, High Pressure Injection System



Thresholds: White > 1.00E-6 Yellow > 1.00E-5 Red > 1.00E-4

Notes

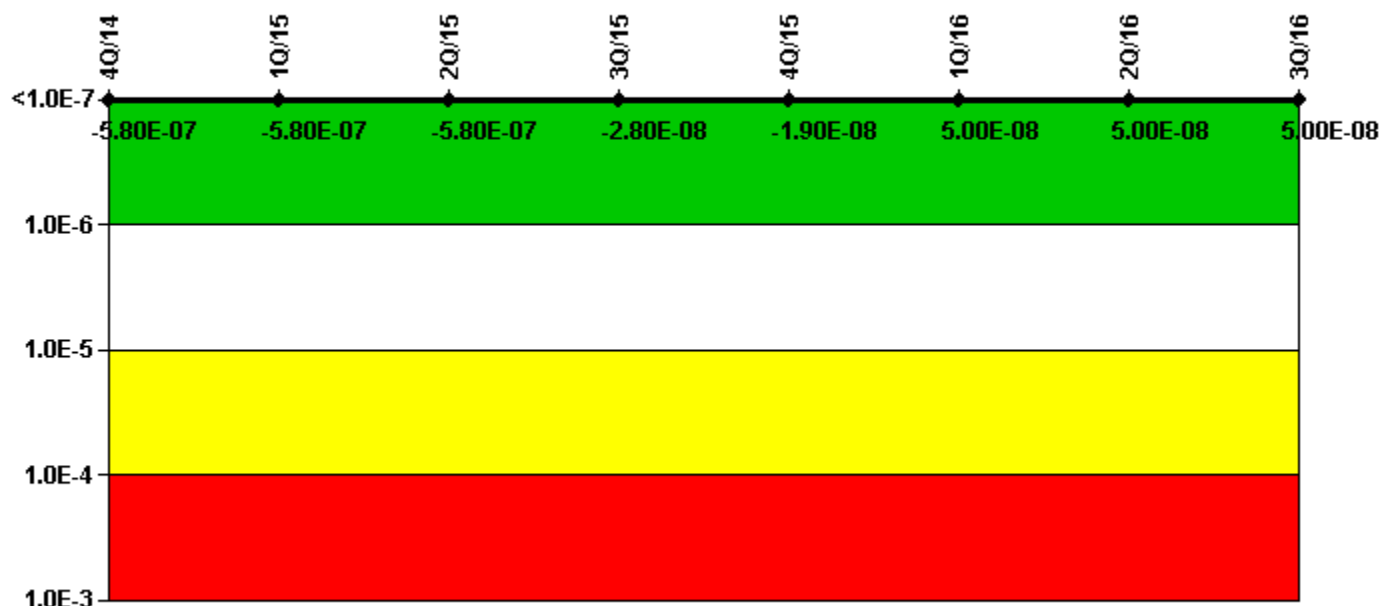
Mitigating Systems Performance Index, High Pressure Injection System	4Q/14	1Q/15	2Q/15	3Q/15	4Q/15	1Q/16	2Q/16	3Q/16
UAI (Δ CDF)	-2.82E-08	-2.82E-08	-2.82E-08	-2.82E-08	-2.82E-08	-1.79E-08	-1.84E-08	-1.86E-08
URI (Δ CDF)	5.42E-08	5.42E-08	5.42E-08	5.41E-08	5.48E-08	3.96E-08	3.96E-08	3.96E-08
PLE	NO	NO	NO	NO	NO	NO	NO	NO
Indicator value	2.60E-08	2.60E-08	2.60E-08	2.60E-08	2.70E-08	2.20E-08	2.10E-08	2.10E-08

Licensee Comments:

2Q/16: Changed PRA Parameter(s).

1Q/16: Changed PRA Parameter(s). 4/15/16: Braidwood ASM PRA Model Revision No. BB011b4 approved September 30, 2015, revised Byron Unit 1 and Braidwood Unit 2 PRA inputs for installation of Westinghouse Generation 3 RCP safe shutdown seal installation. These seals were installed in 4Q15 at Braidwood.

Mitigating Systems Performance Index, Heat Removal System



Thresholds: White > 1.00E-6 Yellow > 1.00E-5 Red > 1.00E-4

Notes

Mitigating Systems Performance Index, Heat Removal System	4Q/14	1Q/15	2Q/15	3Q/15	4Q/15	1Q/16	2Q/16	3Q/16
UAI (Δ CDF)	-1.19E-07	-1.19E-07	-1.19E-07	-5.60E-08	-5.64E-08	2.25E-08	2.21E-08	2.16E-08
URI (Δ CDF)	-4.63E-07	-4.64E-07	-4.64E-07	2.76E-08	3.77E-08	2.76E-08	2.78E-08	2.81E-08
PLE	NO	NO	NO	NO	NO	NO	NO	NO
Indicator value	-5.80E-07	-5.80E-07	-5.80E-07	-2.80E-08	-1.90E-08	5.00E-08	5.00E-08	5.00E-08

Licensee Comments:

3Q/16: Risk Cap Invoked.

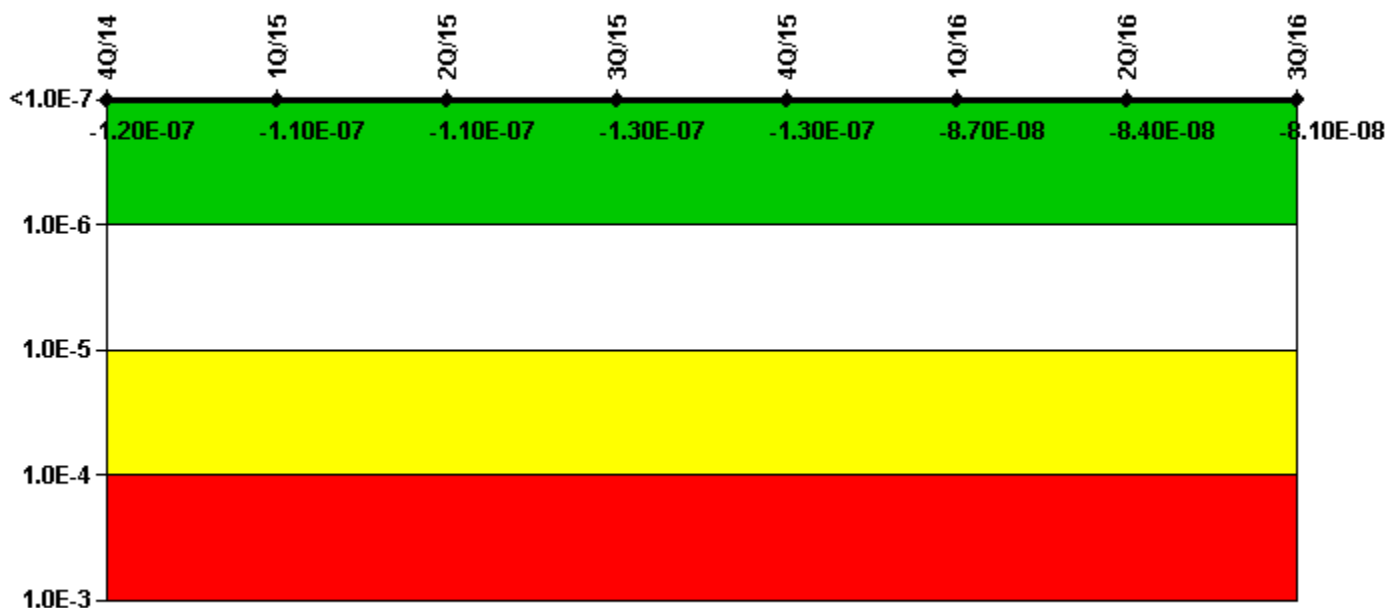
2Q/16: Risk Cap Invoked. Changed PRA Parameter(s).

1Q/16: Risk Cap Invoked. Changed PRA Parameter(s). 4/15/16: Braidwood ASM PRA Model Revision No. BB011b4 approved September 30, 2015, revised Byron Unit 1 and Braidwood Unit 2 PRA inputs for installation of Westinghouse Generation 3 RCP safe shutdown seal installation. These seals were installed in 4Q15 at Braidwood.

4Q/15: Risk Cap Invoked.

3Q/15: Risk Cap Invoked.

Mitigating Systems Performance Index, Residual Heat Removal System



Thresholds: White > 1.00E-6 Yellow > 1.00E-5 Red > 1.00E-4

Notes

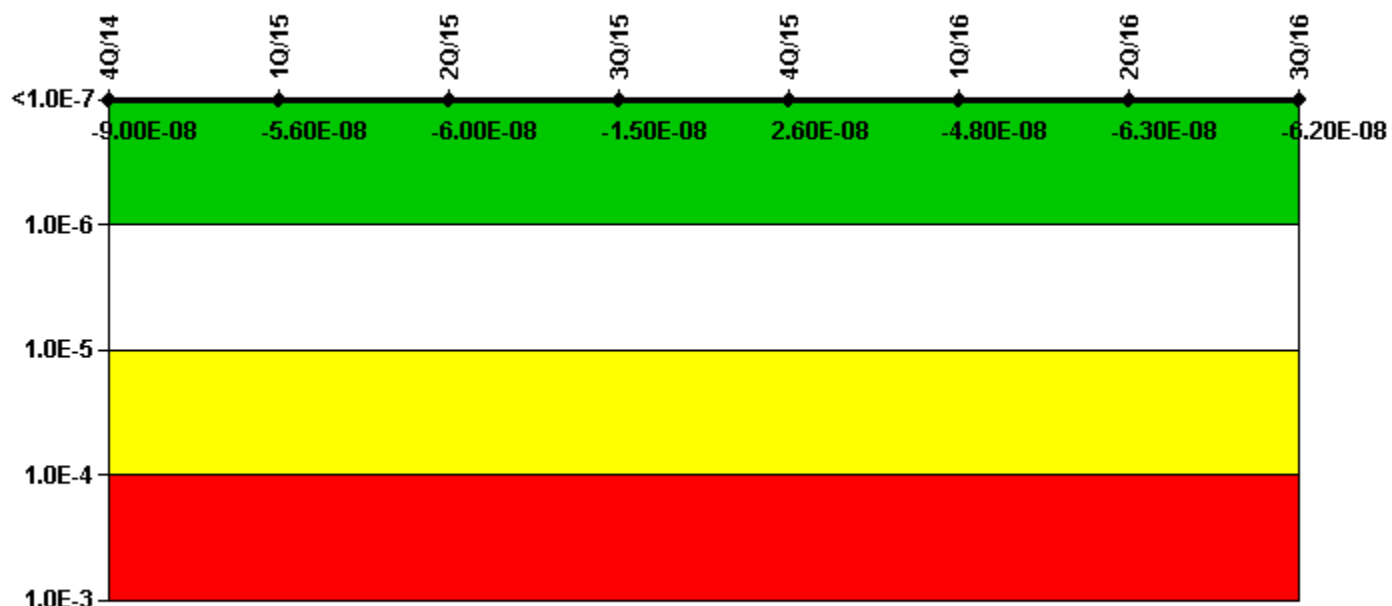
Mitigating Systems Performance Index, Residual Heat Removal System	4Q/14	1Q/15	2Q/15	3Q/15	4Q/15	1Q/16	2Q/16	3Q/16
UAI (Δ CDF)	-2.51E-08	-1.42E-08	-1.42E-08	-3.48E-08	-3.48E-08	-2.32E-08	-2.32E-08	-2.32E-08
URI (Δ CDF)	-9.70E-08	-9.69E-08	-9.69E-08	-9.76E-08	-9.55E-08	-6.40E-08	-6.08E-08	-5.81E-08
PLE	NO	NO	NO	NO	NO	NO	NO	NO
Indicator value	-1.20E-07	-1.10E-07	-1.10E-07	-1.30E-07	-1.30E-07	-8.70E-08	-8.40E-08	-8.10E-08

Licensee Comments:

2Q/16: Changed PRA Parameter(s).

1Q/16: Changed PRA Parameter(s). 4/15/16: Braidwood ASM PRA Model Revision No. BB011b4 approved September 30, 2015, revised Byron Unit 1 and Braidwood Unit 2 PRA inputs for installation of Westinghouse Generation 3 RCP safe shutdown seal installation. These seals were installed in 4Q15 at Braidwood.

Mitigating Systems Performance Index, Cooling Water Systems



Thresholds: White > 1.00E-6 Yellow > 1.00E-5 Red > 1.00E-4

Notes

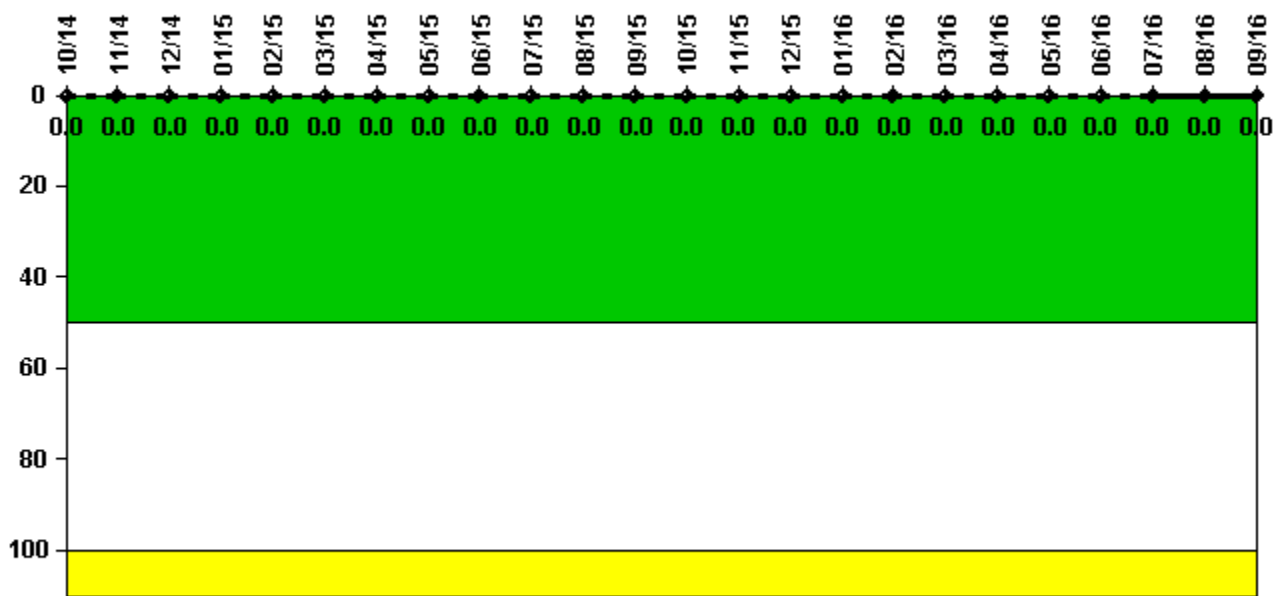
Mitigating Systems Performance Index, Cooling Water Systems	4Q/14	1Q/15	2Q/15	3Q/15	4Q/15	1Q/16	2Q/16	3Q/16
UAI (Δ CDF)	2.49E-08	5.32E-08	4.86E-08	9.28E-08	1.31E-07	2.45E-08	1.02E-08	9.39E-09
URI (Δ CDF)	-1.15E-07	-1.09E-07	-1.08E-07	-1.07E-07	-1.05E-07	-7.21E-08	-7.27E-08	-7.14E-08
PLE	NO	NO	NO	NO	NO	NO	NO	NO
Indicator value	-9.00E-08	-5.60E-08	-6.00E-08	-1.50E-08	2.60E-08	-4.80E-08	-6.30E-08	-6.20E-08

Licensee Comments:

2Q/16: Changed PRA Parameter(s).

1Q/16: Changed PRA Parameter(s). 4/15/16: Braidwood ASM PRA Model Revision No. BB011b4 approved September 30, 2015, revised Byron Unit 1 and Braidwood Unit 2 PRA inputs for installation of Westinghouse Generation 3 RCP safe shutdown seal installation. These seals were installed in 4Q15 at Braidwood.

Reactor Coolant System Activity



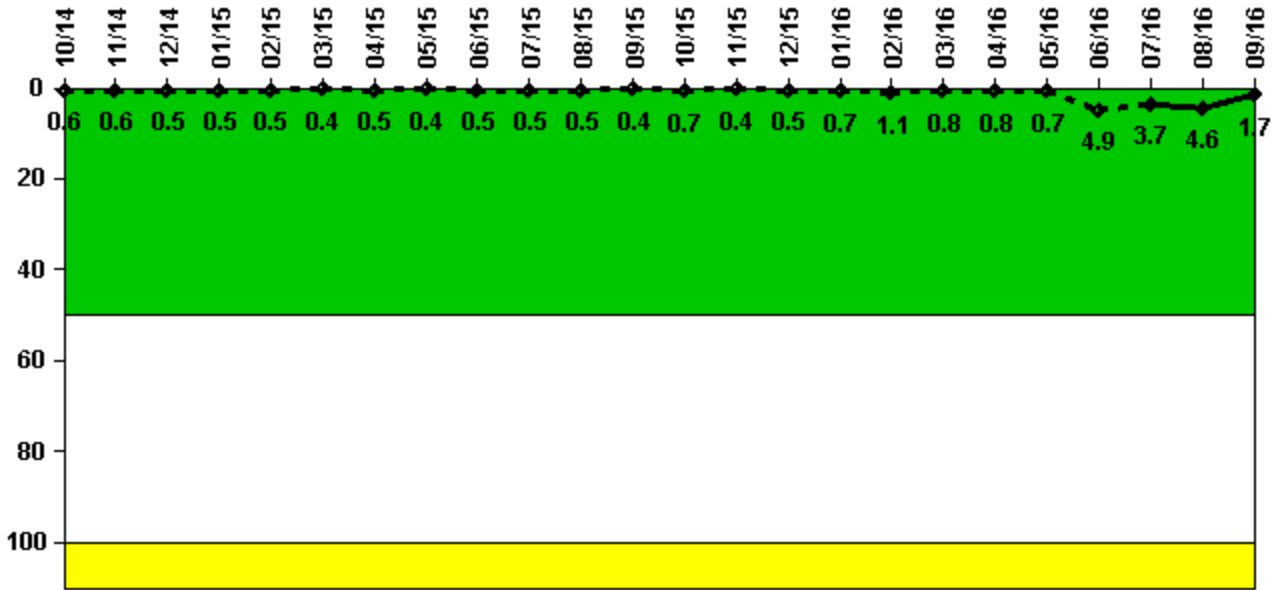
Thresholds: White > 50.0 Yellow > 100.0

Notes

Reactor Coolant System Activity	10/14	11/14	12/14	1/15	2/15	3/15	4/15	5/15	6/15	7/15	8/15	9/15
Maximum activity	0.000176	0.000208	0.000205	0.000200	0.000222	0.000237	0.000265	0.000268	0.000257	0.000265	0.000279	0.000285
Technical specification limit	1.0	1.0	1.0	1.0	1.0	1.0	1.0	1.0	1.0	1.0	1.0	1.0
Indicator value	0	0	0	0	0	0	0	0	0	0	0	0
Reactor Coolant System Activity	10/15	11/15	12/15	1/16	2/16	3/16	4/16	5/16	6/16	7/16	8/16	9/16
Maximum activity	0.000107	0.000111	0.000127	0.000151	0.000137	0.000196	0.000162	0.000173	0.000152	0.000168	0.000174	0.000190
Technical specification limit	1.0	1.0	1.0	1.0	1.0	1.0	1.0	1.0	1.0	1.0	1.0	1.0
Indicator value	0	0	0	0	0	0	0	0	0	0	0	0

Licensee Comments: none

Reactor Coolant System Leakage



Thresholds: White > 50.0 Yellow > 100.0

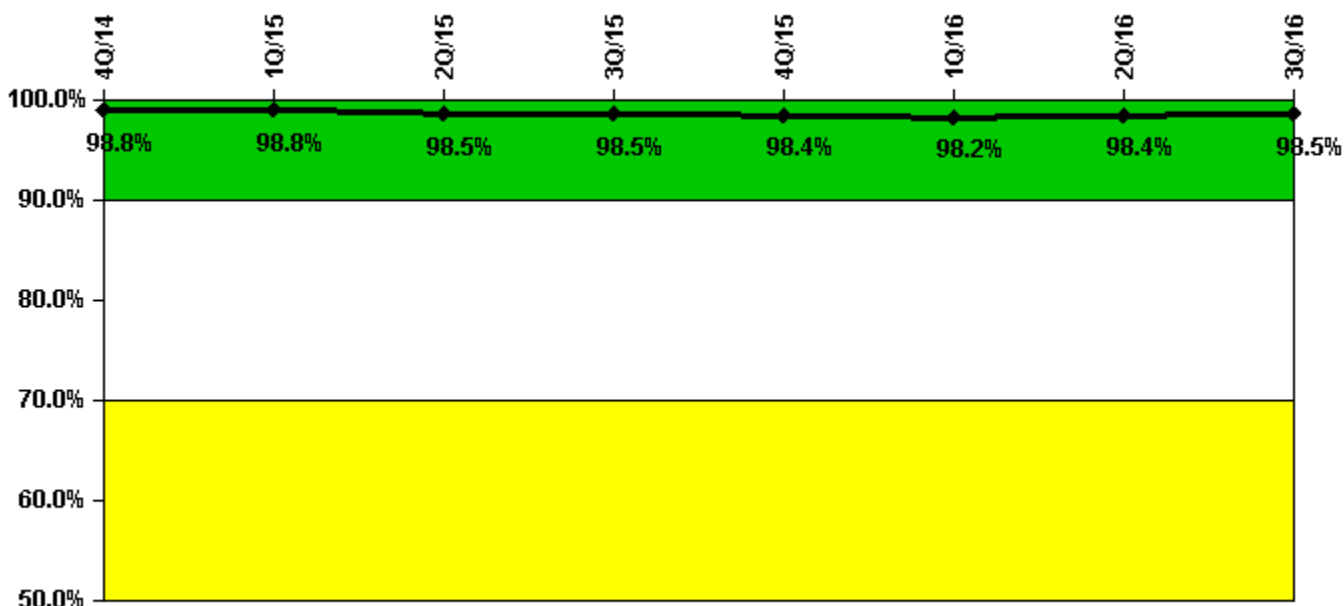
Notes

Reactor Coolant System Leakage	10/14	11/14	12/14	1/15	2/15	3/15	4/15	5/15	6/15	7/15	8/15	9/15
Maximum leakage	0.059	0.056	0.045	0.051	0.048	0.043	0.045	0.044	0.048	0.046	0.049	0.043
Technical specification limit	10.0	10.0	10.0	10.0	10.0	10.0	10.0	10.0	10.0	10.0	10.0	10.0
Indicator value	0.6	0.6	0.5	0.5	0.5	0.4	0.5	0.4	0.5	0.5	0.5	0.4

Reactor Coolant System Leakage	10/15	11/15	12/15	1/16	2/16	3/16	4/16	5/16	6/16	7/16	8/16	9/16
Maximum leakage	0.074	0.039	0.053	0.073	0.112	0.078	0.078	0.067	0.486	0.374	0.460	0.174
Technical specification limit	10.0	10.0	10.0	10.0	10.0	10.0	10.0	10.0	10.0	10.0	10.0	10.0
Indicator value	0.7	0.4	0.5	0.7	1.1	0.8	0.8	0.7	4.9	3.7	4.6	1.7

Licensee Comments: none

Drill/Exercise Performance



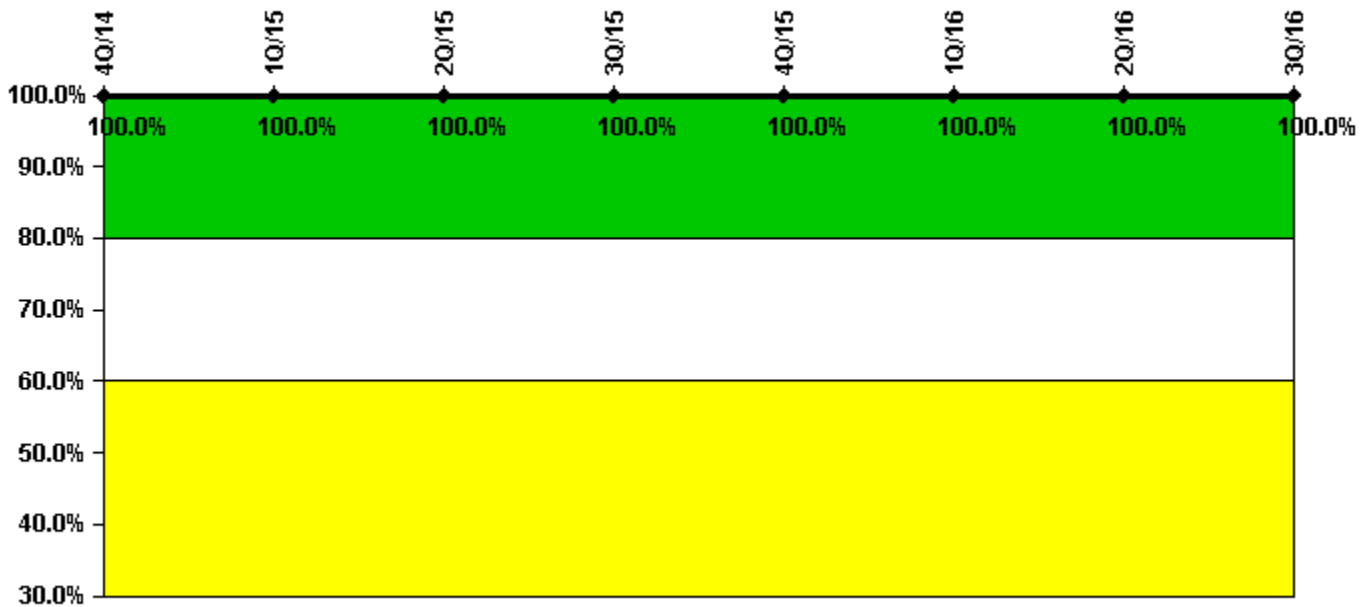
Thresholds: White < 90.0% Yellow < 70.0%

Notes

Drill/Exercise Performance	4Q/14	1Q/15	2Q/15	3Q/15	4Q/15	1Q/16	2Q/16	3Q/16
Successful opportunities	74.0	26.0	86.0	58.0	46.0	34.0	59.0	63.0
Total opportunities	74.0	26.0	88.0	58.0	46.0	35.0	60.0	66.0
Indicator value	98.8%	98.8%	98.5%	98.5%	98.4%	98.2%	98.4%	98.5%

Licensee Comments: none

ERO Drill Participation



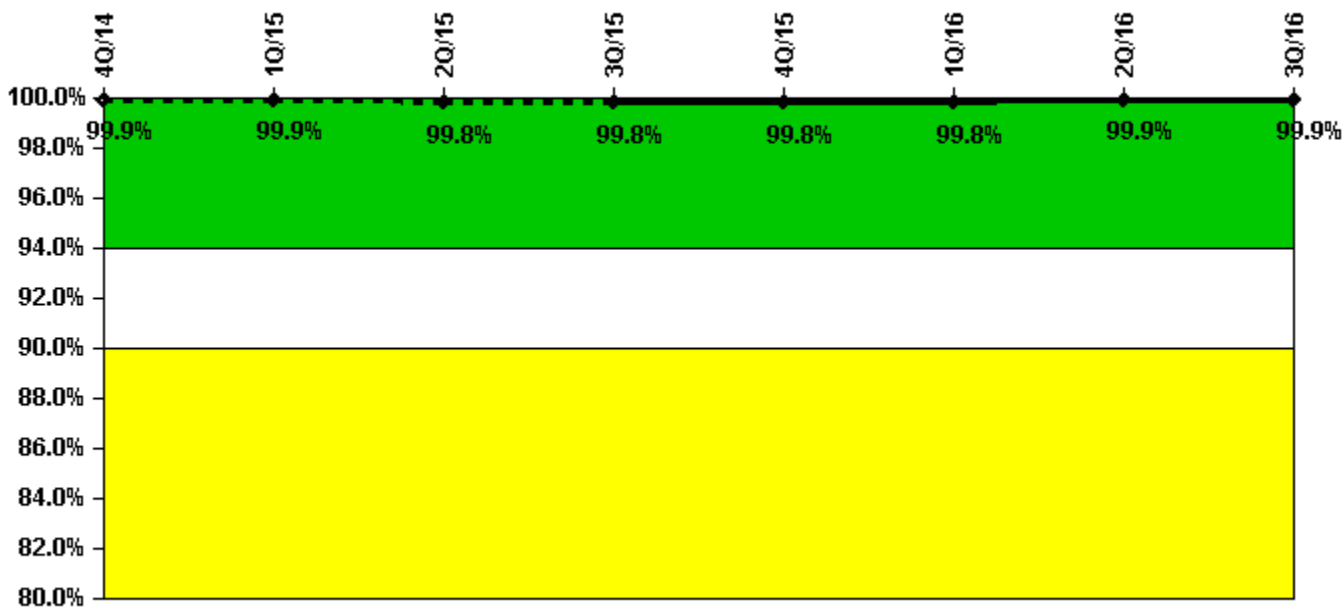
Thresholds: White < 80.0% Yellow < 60.0%

Notes

ERO Drill Participation	4Q/14	1Q/15	2Q/15	3Q/15	4Q/15	1Q/16	2Q/16	3Q/16
Participating Key personnel	68.0	66.0	69.0	67.0	64.0	67.0	66.0	64.0
Total Key personnel	68.0	66.0	69.0	67.0	64.0	67.0	66.0	64.0
Indicator value	100.0%	100.0%	100.0%	100.0%	100.0%	100.0%	100.0%	100.0%

Licensee Comments: none

Alert & Notification System



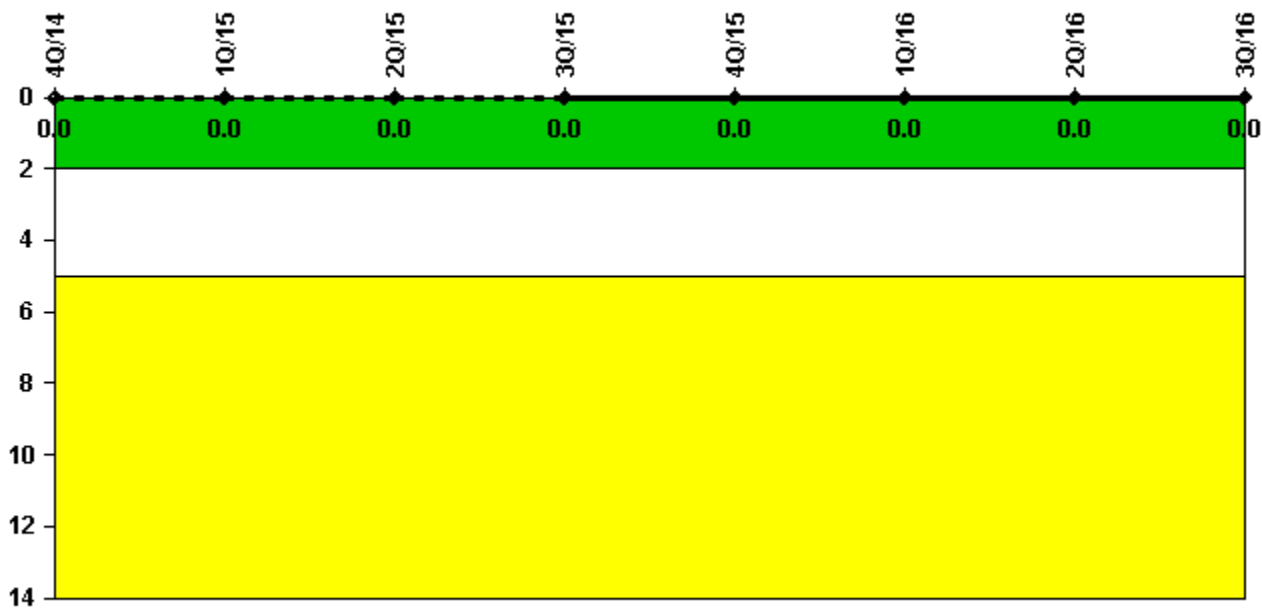
Thresholds: White < 94.0% Yellow < 90.0%

Notes

Alert & Notification System	4Q/14	1Q/15	2Q/15	3Q/15	4Q/15	1Q/16	2Q/16	3Q/16
Successful siren-tests	3070	3024	3059	3112	3070	3070	3071	3064
Total sirens-tests	3072	3024	3072	3120	3072	3072	3072	3072
Indicator value	99.9%	99.9%	99.8%	99.8%	99.8%	99.8%	99.9%	99.9%

Licensee Comments: none

Occupational Exposure Control Effectiveness



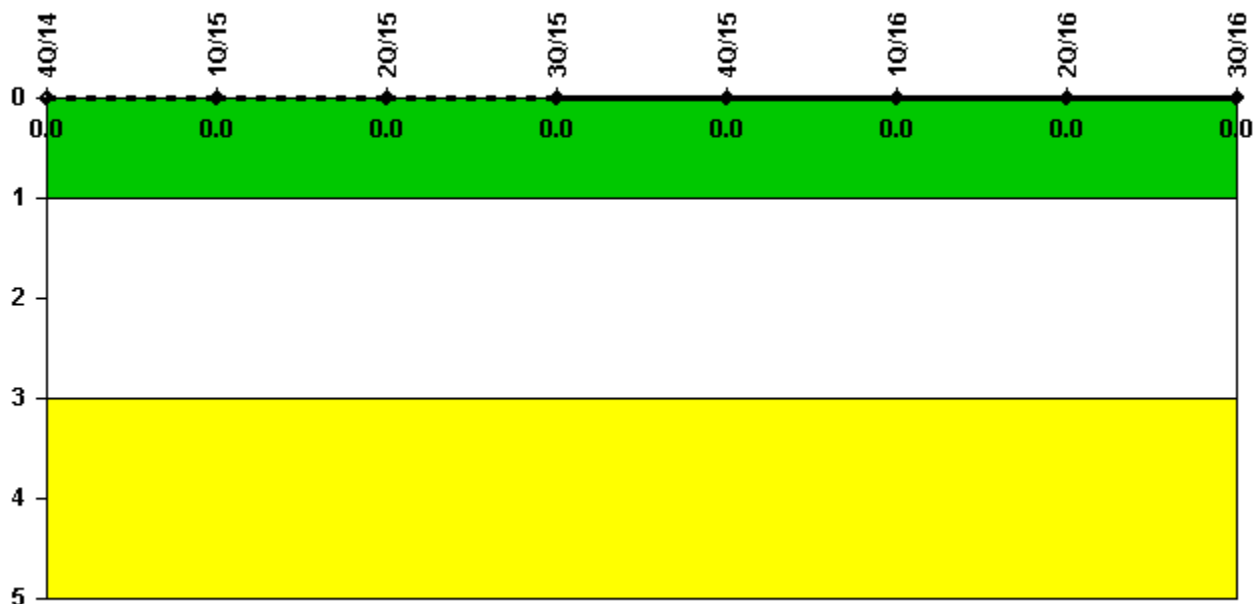
Thresholds: White > 2.0 Yellow > 5.0

Notes

Occupational Exposure Control Effectiveness	4Q/14	1Q/15	2Q/15	3Q/15	4Q/15	1Q/16	2Q/16	3Q/16
High radiation area occurrences	0	0	0	0	0	0	0	0
Very high radiation area occurrences	0	0	0	0	0	0	0	0
Unintended exposure occurrences	0	0	0	0	0	0	0	0
Indicator value	0	0	0	0	0	0	0	0

Licensee Comments: none

RETS/ODCM Radiological Effluent



Thresholds: White > 1.0 Yellow > 3.0

Notes

RETS/ODCM Radiological Effluent	4Q/14	1Q/15	2Q/15	3Q/15	4Q/15	1Q/16	2Q/16	3Q/16
RETS/ODCM occurrences	0	0	0	0	0	0	0	0
Indicator value	0	0	0	0	0	0	0	0

Licensee Comments: none

Although the Security Cornerstone is included in the Reactor Oversight Process assessment program, the Commission has decided that specific information related to findings and performance indicators pertaining to the Security Cornerstone will not be publicly available to ensure that security information is not provided to a possible adversary. Other than the fact that a finding or performance indicator is Green or Greater-Than-Green, security related information will not be displayed on the public web page.

▲ [Action Matrix Summary](#) | [Inspection Findings Summary](#) | [PI Summary](#) | [Reactor Oversight Process](#)

Last Modified: October 23, 2016