

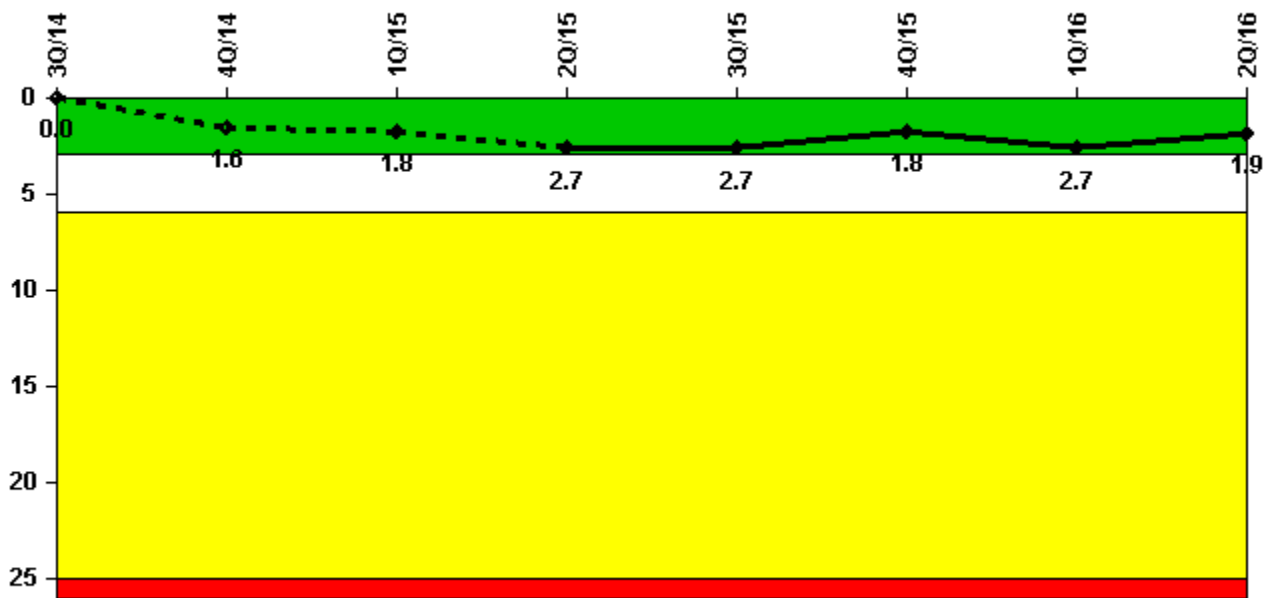
River Bend 1

2Q/2016 Performance Indicators

The solid trend line represents the current reporting period.

Licensee's General Comments: MS05, 2Q2016, Licensee Event Report 2016-005. A potential loss of safety function of onsite AC sources due to a Part 21 notification from the vendor for Masterpact breakers.

Unplanned Scrams per 7000 Critical Hrs



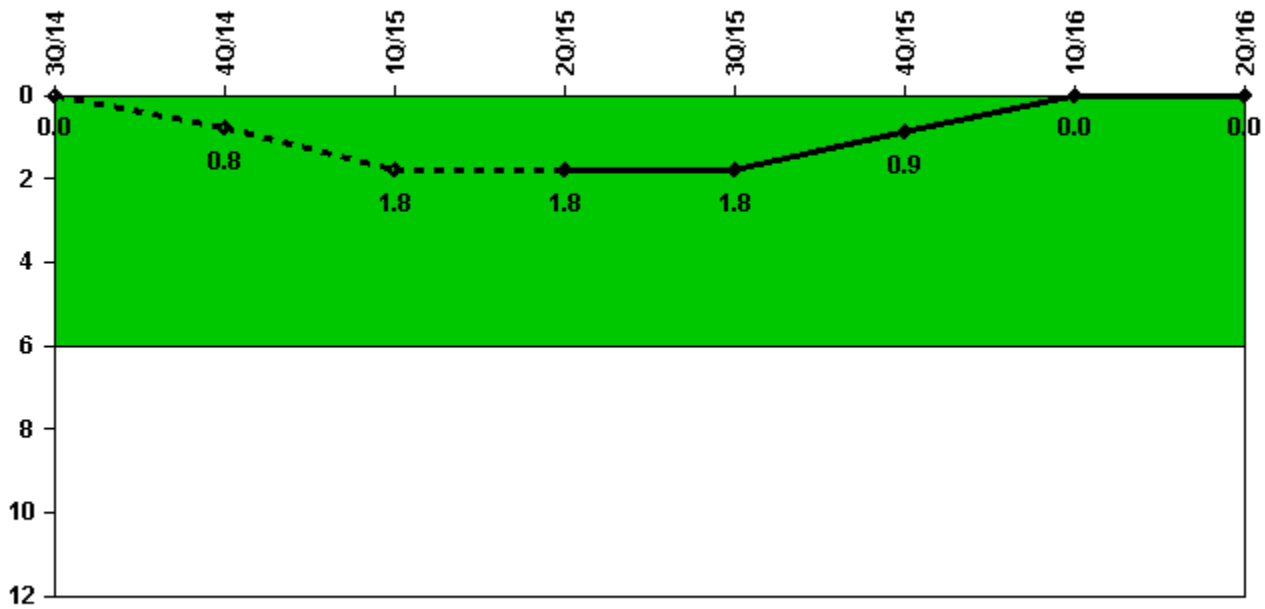
Thresholds: White > 3.0 Yellow > 6.0 Red > 25.0

Notes

Unplanned Scrams per 7000 Critical Hrs	3Q/14	4Q/14	1Q/15	2Q/15	3Q/15	4Q/15	1Q/16	2Q/16
Unplanned scrams	0	2.0	0	1.0	0	1.0	1.0	0
Critical hours	2208.0	2044.6	1360.7	2045.7	2208.0	2086.0	1320.4	1867.5
Indicator value	0	1.6	1.8	2.7	2.7	1.8	2.7	1.9

Licensee Comments: none

Unplanned Power Changes per 7000 Critical Hrs



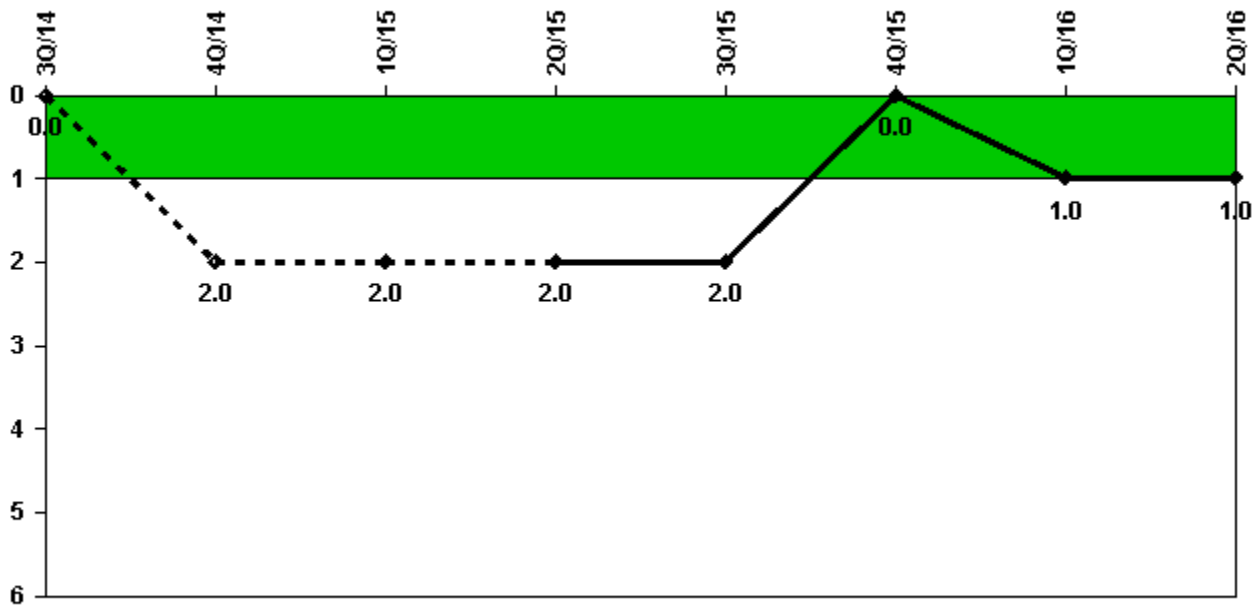
Thresholds: White > 6.0

Notes

Unplanned Power Changes per 7000 Critical Hrs	3Q/14	4Q/14	1Q/15	2Q/15	3Q/15	4Q/15	1Q/16	2Q/16
Unplanned power changes	0	1.0	1.0	0	0	0	0	0
Critical hours	2208.0	2044.6	1360.7	2045.7	2208.0	2086.0	1320.4	1867.5
Indicator value	0	0.8	1.8	1.8	1.8	0.9	0	0

Licensee Comments: none

Unplanned Scrams with Complications



Thresholds: White > 1.0

Notes

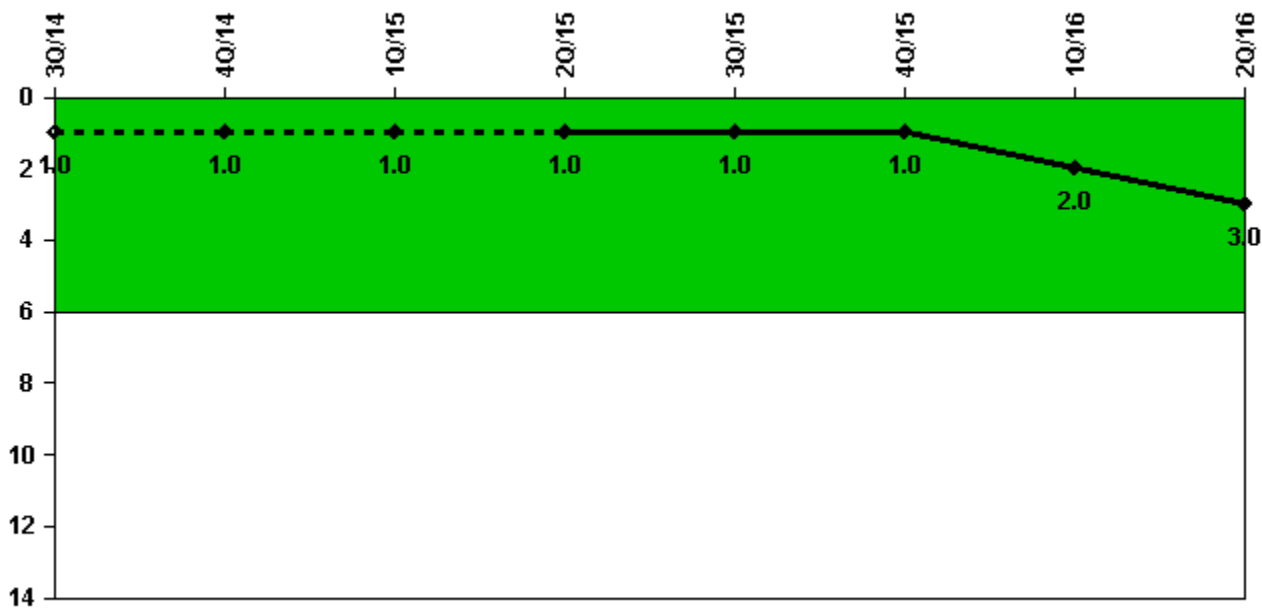
Unplanned Scrams with Complications	3Q/14	4Q/14	1Q/15	2Q/15	3Q/15	4Q/15	1Q/16	2Q/16
Scrams with complications	0	2.0	0	0	0	0	1.0	0
Indicator value	0.0	2.0	2.0	2.0	2.0	0.0	1.0	1.0

Licensee Comments:

3Q/15: 4Q2014 As the result of the October and December 2014 unplanned scrams with complications, the NRC Unplanned Scrams with Complications Indicator is now in the white band at two. The green band is one scram per year.

4Q/14: As the result of the October and December 2014 unplanned scrams with complications, the NRC Unplanned Scrams with Complications Indicator is now in the white band at two. The green band is one scram per year. The indicator is now white and will return to green at the end of the 4th quarter of 2015.

Safety System Functional Failures (BWR)



Thresholds: White > 6.0

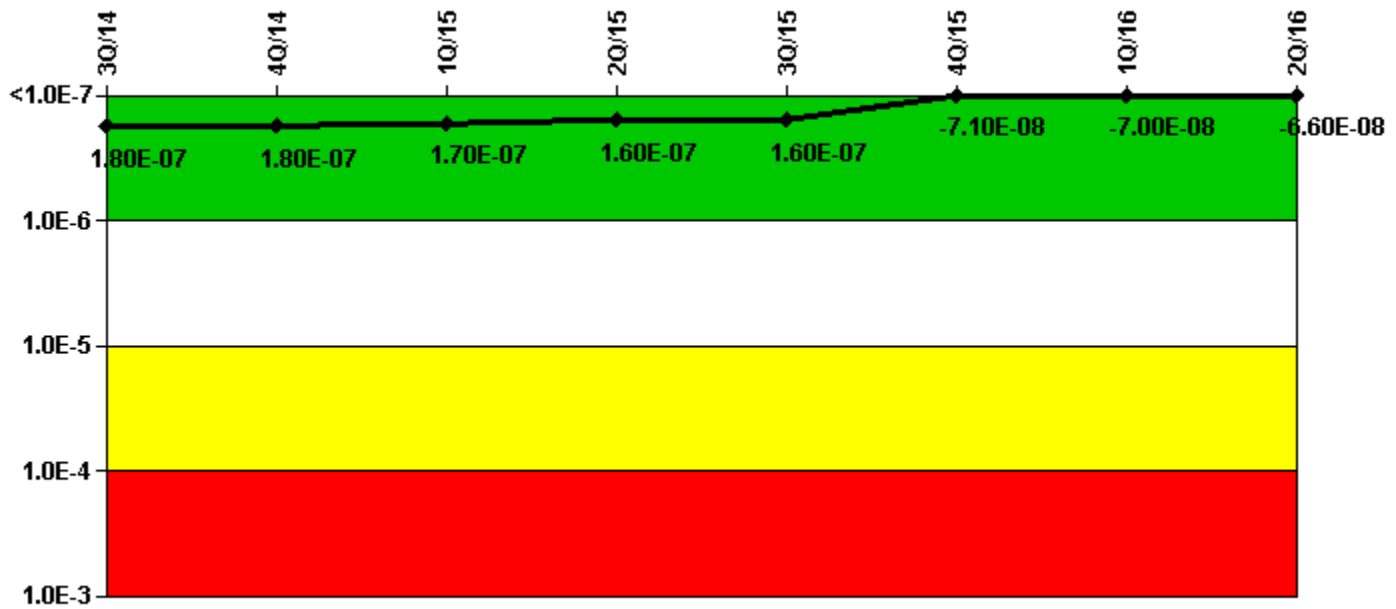
Notes

Safety System Functional Failures (BWR)	3Q/14	4Q/14	1Q/15	2Q/15	3Q/15	4Q/15	1Q/16	2Q/16
Safety System Functional Failures	1	0	0	0	1	0	1	1
Indicator value	1	1	1	1	1	1	2	3

Licensee Comments:

3Q/14: 3Q/14: September 2014 - Licensee Event Report 2014-005-00 Loss of High Pressure Core Spray / Suppression Pool Safety Functions and Operations Prohibited by Technical Specifications due to Leakage Through Pump Test Return Line.

Mitigating Systems Performance Index, Emergency AC Power System




Thresholds: White > 1.00E-6 Yellow > 1.00E-5 Red > 1.00E-4

Notes

Mitigating Systems Performance Index, Emergency AC Power System	3Q/14	4Q/14	1Q/15	2Q/15	3Q/15	4Q/15	1Q/16	2Q/16
UAI (Δ CDF)	2.53E-09	2.50E-09	4.42E-09	5.81E-09	5.66E-09	2.48E-09	1.47E-09	2.90E-09
URI (Δ CDF)	1.79E-07	1.82E-07	1.67E-07	1.58E-07	1.58E-07	-7.30E-08	-7.14E-08	-6.90E-08
PLE	NO	NO	NO	NO	NO	NO	NO	NO
Indicator value	1.80E-07	1.80E-07	1.70E-07	1.60E-07	1.60E-07	-7.10E-08	-7.00E-08	-6.60E-08

Licensee Comments: none

Mitigating Systems Performance Index, High Pressure Injection System



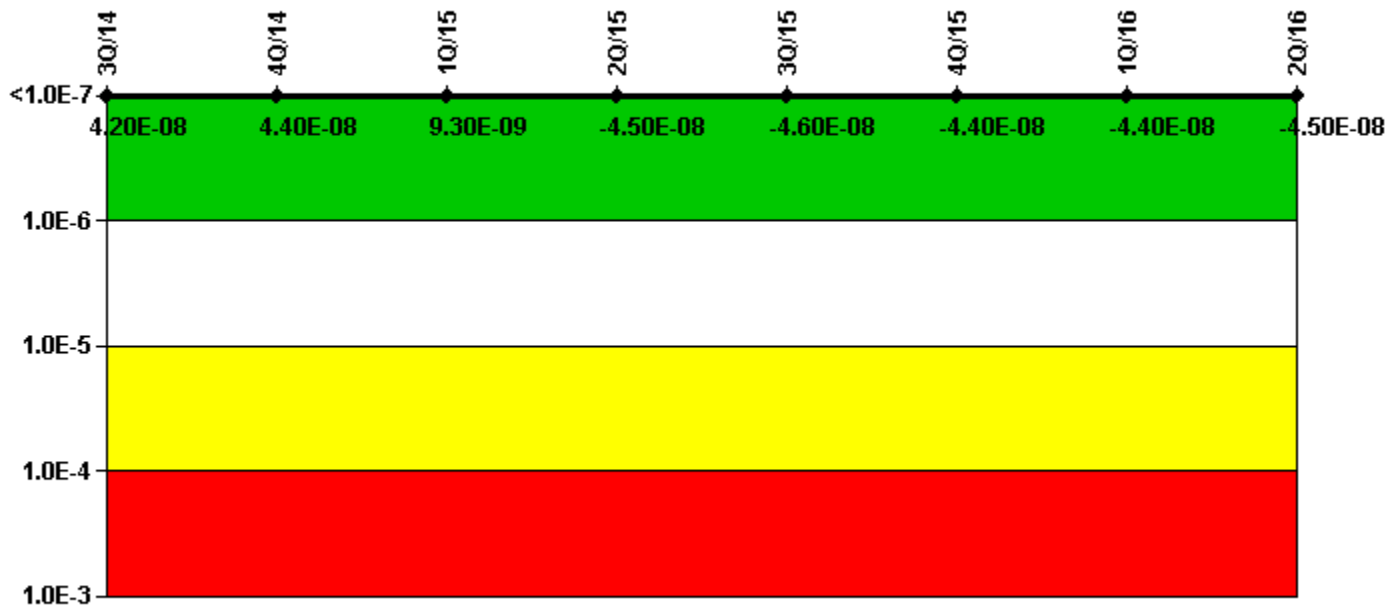
Thresholds: White > 1.00E-6 Yellow > 1.00E-5 Red > 1.00E-4

Notes

Mitigating Systems Performance Index, High Pressure Injection System	3Q/14	4Q/14	1Q/15	2Q/15	3Q/15	4Q/15	1Q/16	2Q/16
UAI (Δ CDF)	2.36E-08	2.13E-08	2.43E-08	1.75E-08	1.72E-08	1.33E-08	1.34E-08	1.11E-08
URI (Δ CDF)	6.14E-08	6.66E-08	6.68E-08	6.43E-08	6.41E-08	5.99E-08	1.25E-07	1.33E-07
PLE	NO	NO	NO	NO	NO	NO	NO	NO
Indicator value	8.50E-08	8.80E-08	9.10E-08	8.20E-08	8.10E-08	7.30E-08	1.40E-07	1.40E-07

Licensee Comments: none

Mitigating Systems Performance Index, Heat Removal System



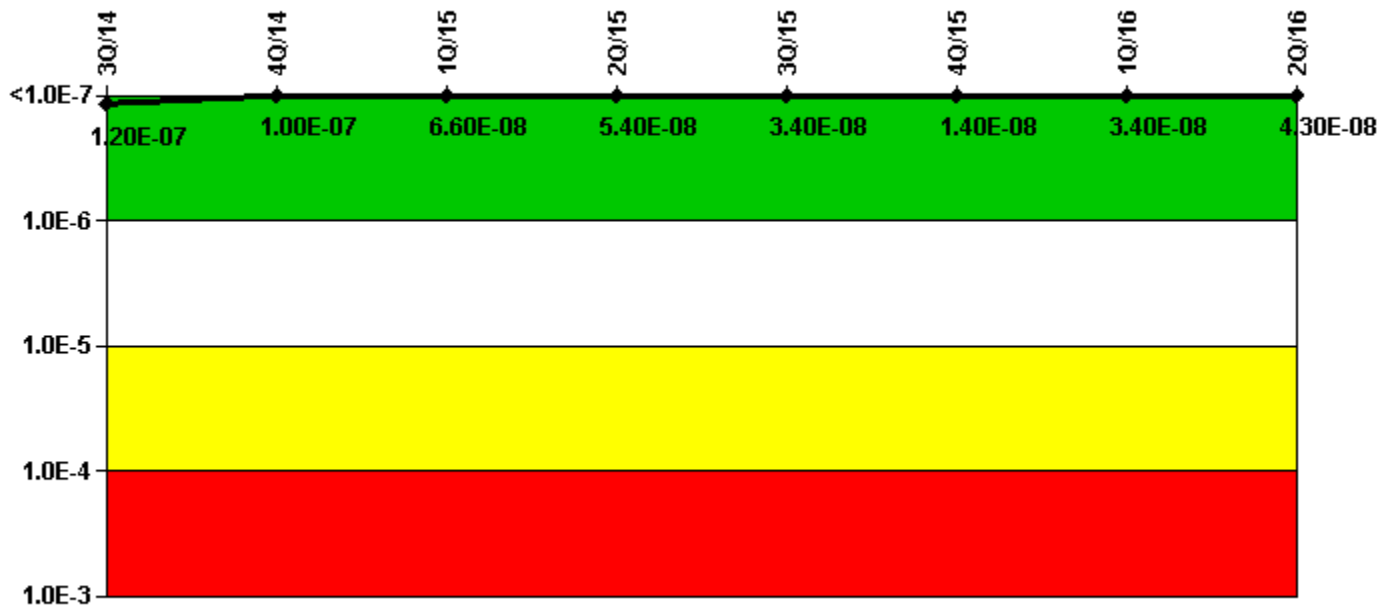
Thresholds: White > 1.00E-6 Yellow > 1.00E-5 Red > 1.00E-4

Notes

Mitigating Systems Performance Index, Heat Removal System	3Q/14	4Q/14	1Q/15	2Q/15	3Q/15	4Q/15	1Q/16	2Q/16
UAI (Δ CDF)	-1.96E-09	-1.93E-09	-8.77E-09	-8.75E-09	-8.75E-09	-8.74E-09	-1.05E-08	-1.05E-08
URI (Δ CDF)	4.37E-08	4.61E-08	1.80E-08	-3.58E-08	-3.71E-08	-3.57E-08	-3.34E-08	-3.50E-08
PLE	NO	NO	NO	NO	NO	NO	NO	NO
Indicator value	4.20E-08	4.40E-08	9.30E-09	4.50E-08	4.60E-08	4.40E-08	4.40E-08	4.50E-08

Licensee Comments: none

Mitigating Systems Performance Index, Residual Heat Removal System



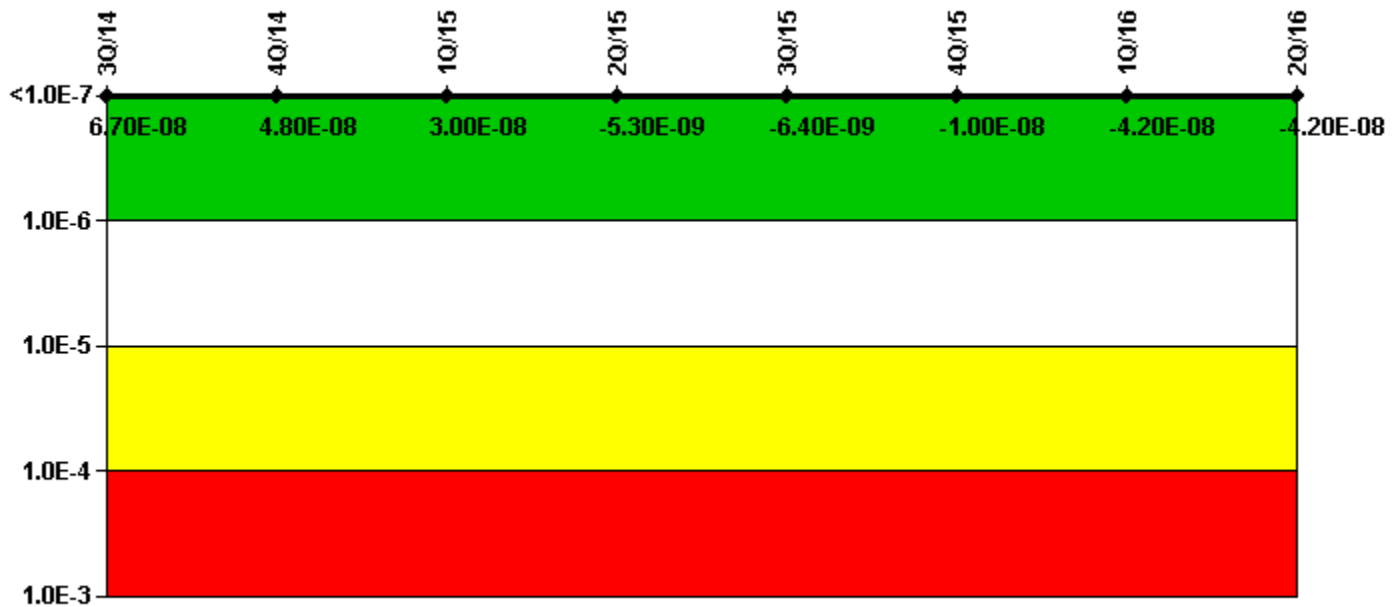
Thresholds: White > 1.00E-6 Yellow > 1.00E-5 Red > 1.00E-4

Notes

Mitigating Systems Performance Index, Residual Heat Removal System	3Q/14	4Q/14	1Q/15	2Q/15	3Q/15	4Q/15	1Q/16	2Q/16
UAI (Δ CDF)	1.11E-08	-3.89E-09	-4.25E-09	-5.48E-09	-8.37E-09	-1.72E-08	-1.20E-08	-1.61E-09
URI (Δ CDF)	1.11E-07	1.03E-07	7.04E-08	5.99E-08	4.24E-08	3.14E-08	4.56E-08	4.41E-08
PLE	NO	NO	NO	NO	NO	NO	NO	NO
Indicator value	1.20E-07	1.00E-07	6.60E-08	5.40E-08	3.40E-08	1.40E-08	3.40E-08	4.30E-08

Licensee Comments: none

Mitigating Systems Performance Index, Cooling Water Systems



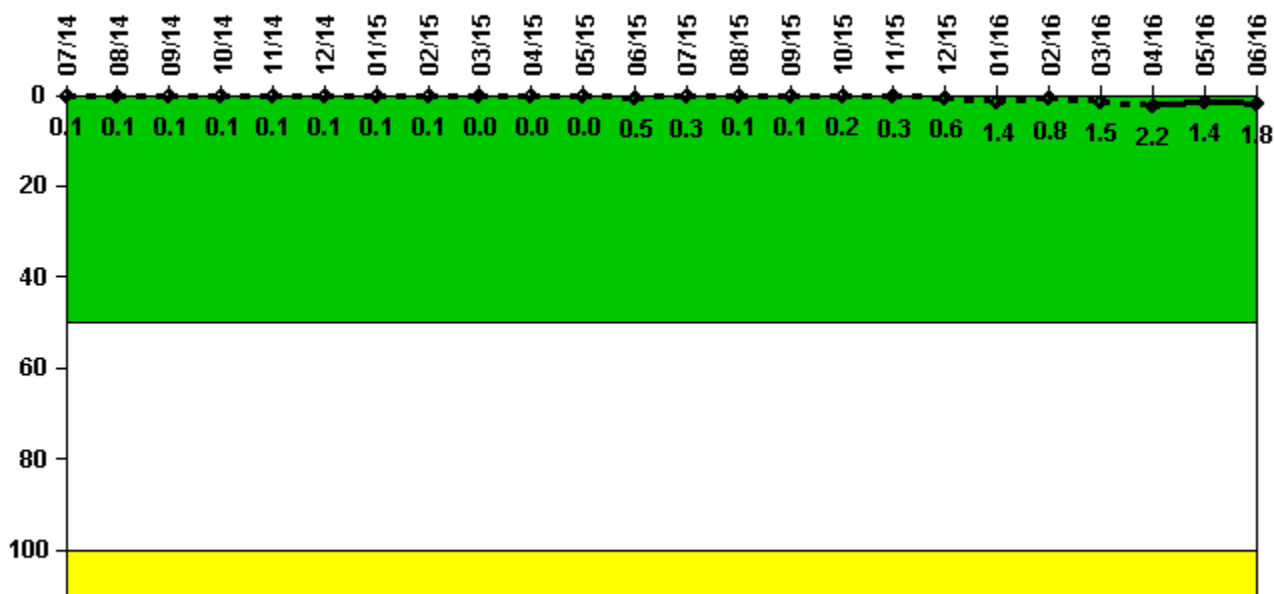
Thresholds: White > 1.00E-6 Yellow > 1.00E-5 Red > 1.00E-4

Notes

Mitigating Systems Performance Index, Cooling Water Systems	3Q/14	4Q/14	1Q/15	2Q/15	3Q/15	4Q/15	1Q/16	2Q/16
UAI (Δ CDF)	1.04E-07	8.46E-08	6.72E-08	2.92E-08	2.92E-08	2.94E-08	-2.31E-09	-2.31E-09
URI (Δ CDF)	-3.69E-08	-3.69E-08	-3.69E-08	-3.46E-08	-3.56E-08	-3.96E-08	-3.96E-08	-3.96E-08
PLE	NO	NO	NO	NO	NO	NO	NO	NO
Indicator value	6.70E-08	4.80E-08	3.00E-08	-5.30E-09	-6.40E-09	-1.00E-08	-4.20E-08	-4.20E-08

Licensee Comments: none

Reactor Coolant System Activity



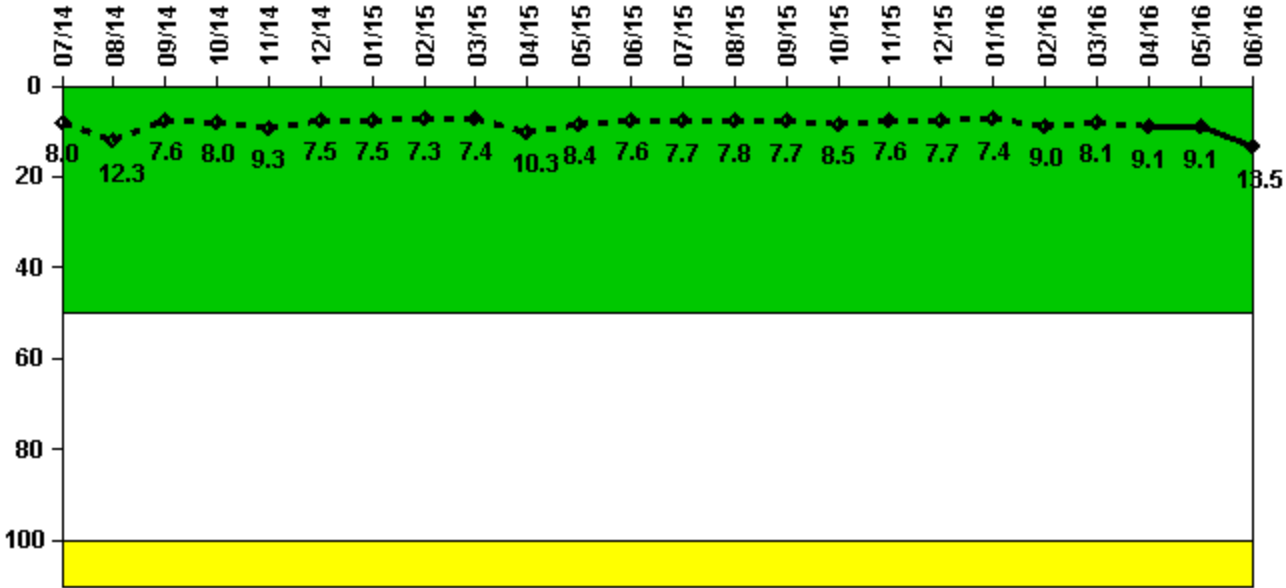
Thresholds: White > 50.0 Yellow > 100.0

Notes

Reactor Coolant System Activity	7/14	8/14	9/14	10/14	11/14	12/14	1/15	2/15	3/15	4/15	5/15	6/15
Maximum activity	0.000137	0.000133	0.000131	0.000136	0.000176	0.000263	0.000186	0.000186	0.000047	0.000068	0.000075	0.001076
Technical specification limit	0.2	0.2	0.2	0.2	0.2	0.2	0.2	0.2	0.2	0.2	0.2	0.2
Indicator value	0.1	0.1	0.1	0.1	0.1	0.1	0.1	0.1	0	0	0	0.5
Reactor Coolant System Activity	7/15	8/15	9/15	10/15	11/15	12/15	1/16	2/16	3/16	4/16	5/16	6/16
Maximum activity	0.000651	0.000248	0.000135	0.000496	0.000628	0.001242	0.002747	0.001582	0.002948	0.004346	0.002886	0.003587
Technical specification limit	0.2	0.2	0.2	0.2	0.2	0.2	0.2	0.2	0.2	0.2	0.2	0.2
Indicator value	0.3	0.1	0.1	0.2	0.3	0.6	1.4	0.8	1.5	2.2	1.4	1.8

Licensee Comments: none

Reactor Coolant System Leakage



Thresholds: White > 50.0 Yellow > 100.0

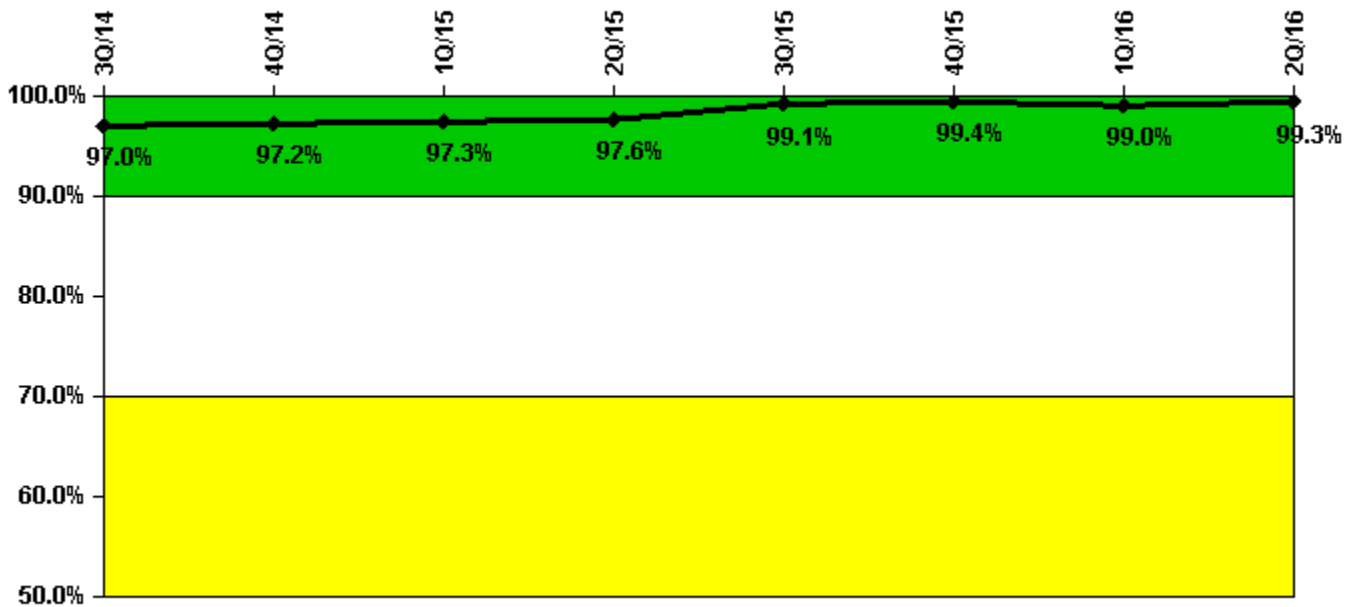
Notes

Reactor Coolant System Leakage	7/14	8/14	9/14	10/14	11/14	12/14	1/15	2/15	3/15	4/15	5/15	6/15
Maximum leakage	2.410	3.680	2.270	2.400	2.780	2.250	2.240	2.200	2.220	3.090	2.510	2.270
Technical specification limit	30.0	30.0	30.0	30.0	30.0	30.0	30.0	30.0	30.0	30.0	30.0	30.0
Indicator value	8.0	12.3	7.6	8.0	9.3	7.5	7.5	7.3	7.4	10.3	8.4	7.6

Reactor Coolant System Leakage	7/15	8/15	9/15	10/15	11/15	12/15	1/16	2/16	3/16	4/16	5/16	6/16
Maximum leakage	2.310	2.330	2.320	2.550	2.280	2.300	2.230	2.700	2.420	2.740	2.720	4.040
Technical specification limit	30.0	30.0	30.0	30.0	30.0	30.0	30.0	30.0	30.0	30.0	30.0	30.0
Indicator value	7.7	7.8	7.7	8.5	7.6	7.7	7.4	9.0	8.1	9.1	9.1	13.5

Licensee Comments: none

Drill/Exercise Performance



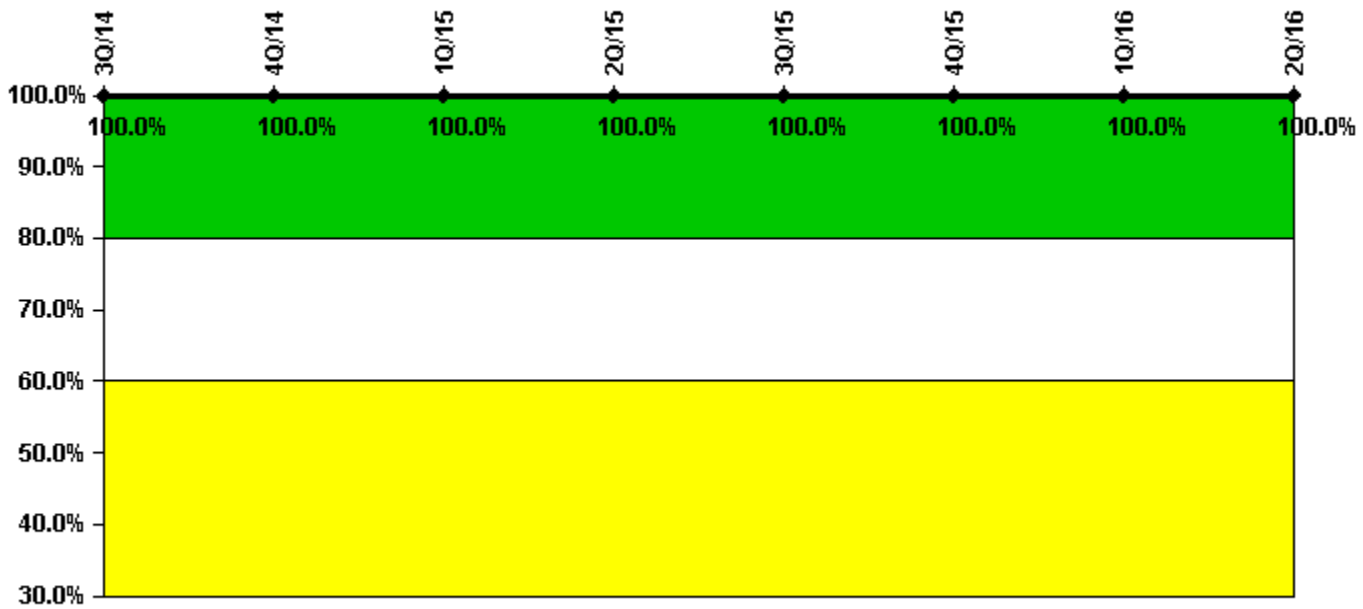
Thresholds: White < 90.0% Yellow < 70.0%

Notes

Drill/Exercise Performance	3Q/14	4Q/14	1Q/15	2Q/15	3Q/15	4Q/15	1Q/16	2Q/16
Successful opportunities	52.0	36.0	22.0	40.0	40.0	58.0	12.0	34.0
Total opportunities	52.0	37.0	22.0	40.0	40.0	58.0	13.0	34.0
Indicator value	97.0%	97.2%	97.3%	97.6%	99.1%	99.4%	99.0%	99.3%

Licensee Comments: none

ERO Drill Participation



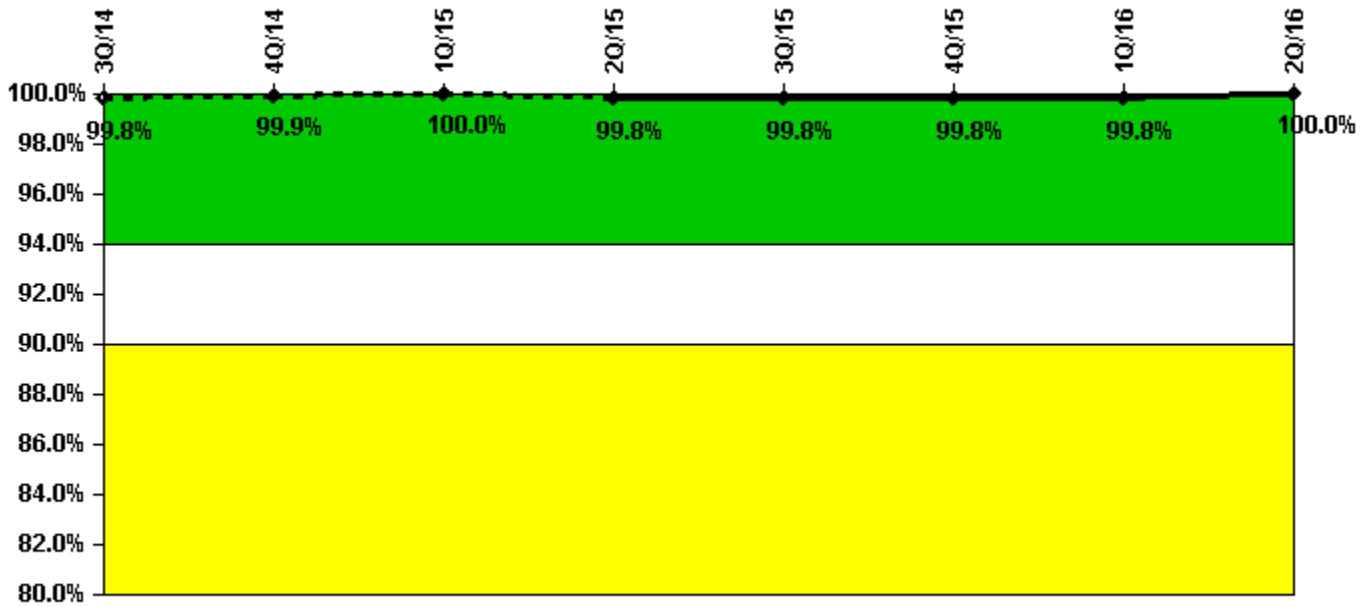
Thresholds: White < 80.0% Yellow < 60.0%

Notes

ERO Drill Participation	3Q/14	4Q/14	1Q/15	2Q/15	3Q/15	4Q/15	1Q/16	2Q/16
Participating Key personnel	85.0	82.0	81.0	89.0	84.0	83.0	79.0	81.0
Total Key personnel	85.0	82.0	81.0	89.0	84.0	83.0	79.0	81.0
Indicator value	100.0%	100.0%	100.0%	100.0%	100.0%	100.0%	100.0%	100.0%

Licensee Comments: none

Alert & Notification System



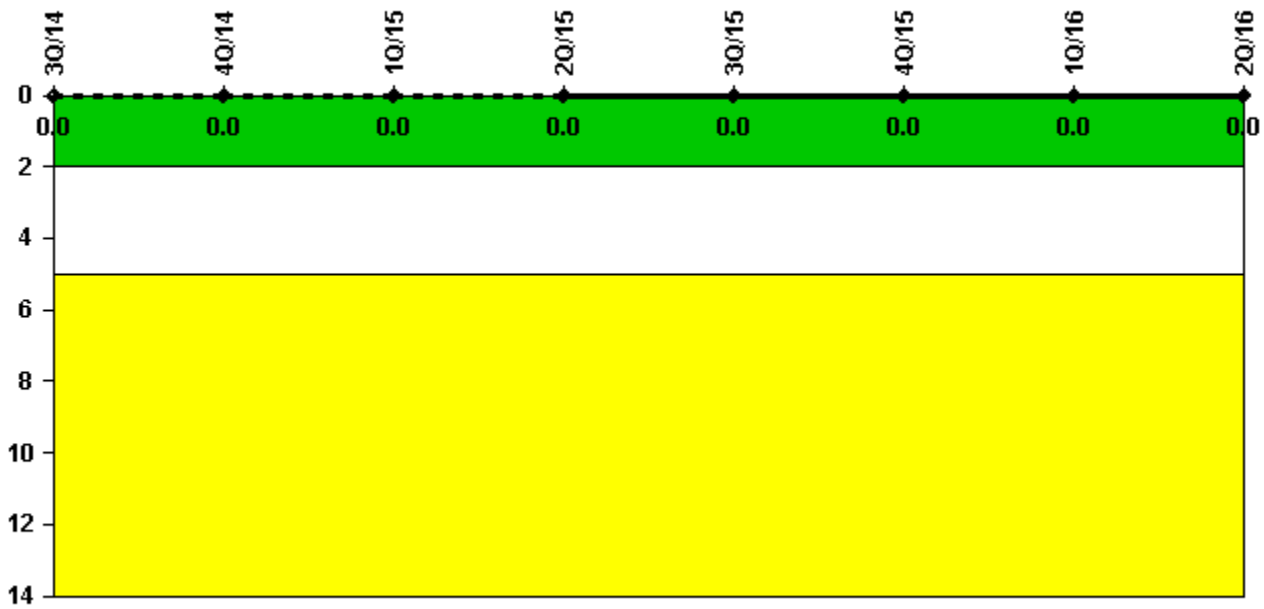
Thresholds: White < 94.0% Yellow < 90.0%

Notes

Alert & Notification System	3Q/14	4Q/14	1Q/15	2Q/15	3Q/15	4Q/15	1Q/16	2Q/16
Successful siren-tests	923	922	852	918	922	923	911	910
Total sirens-tests	923	923	852	923	923	923	911	910
Indicator value	99.8%	99.9%	100.0%	99.8%	99.8%	99.8%	99.8%	100.0%

Licensee Comments: none

Occupational Exposure Control Effectiveness



Thresholds: White > 2.0 Yellow > 5.0

Notes

Occupational Exposure Control Effectiveness	3Q/14	4Q/14	1Q/15	2Q/15	3Q/15	4Q/15	1Q/16	2Q/16
High radiation area occurrences	0	0	0	0	0	0	0	0
Very high radiation area occurrences	0	0	0	0	0	0	0	0
Unintended exposure occurrences	0	0	0	0	0	0	0	0
Indicator value	0	0	0	0	0	0	0	0

Licensee Comments: none

RETS/ODCM Radiological Effluent



Thresholds: White > 1.0 Yellow > 3.0

Notes

RETS/ODCM Radiological Effluent	3Q/14	4Q/14	1Q/15	2Q/15	3Q/15	4Q/15	1Q/16	2Q/16
RETS/ODCM occurrences	0	0	0	0	0	0	0	0
Indicator value	0	0	0	0	0	0	0	0

Licensee Comments: none

Although the Security Cornerstone is included in the Reactor Oversight Process assessment program, the Commission has decided that specific information related to findings and performance indicators pertaining to the Security Cornerstone will not be publicly available to ensure that security information is not provided to a possible adversary. Other than the fact that a finding or performance indicator is Green or Greater-Than-Green, security related information will not be displayed on the public web page.

▲ [Action Matrix Summary](#) | [Inspection Findings Summary](#) | [PI Summary](#) | [Reactor Oversight Process](#)

Last Modified: July 25, 2016