

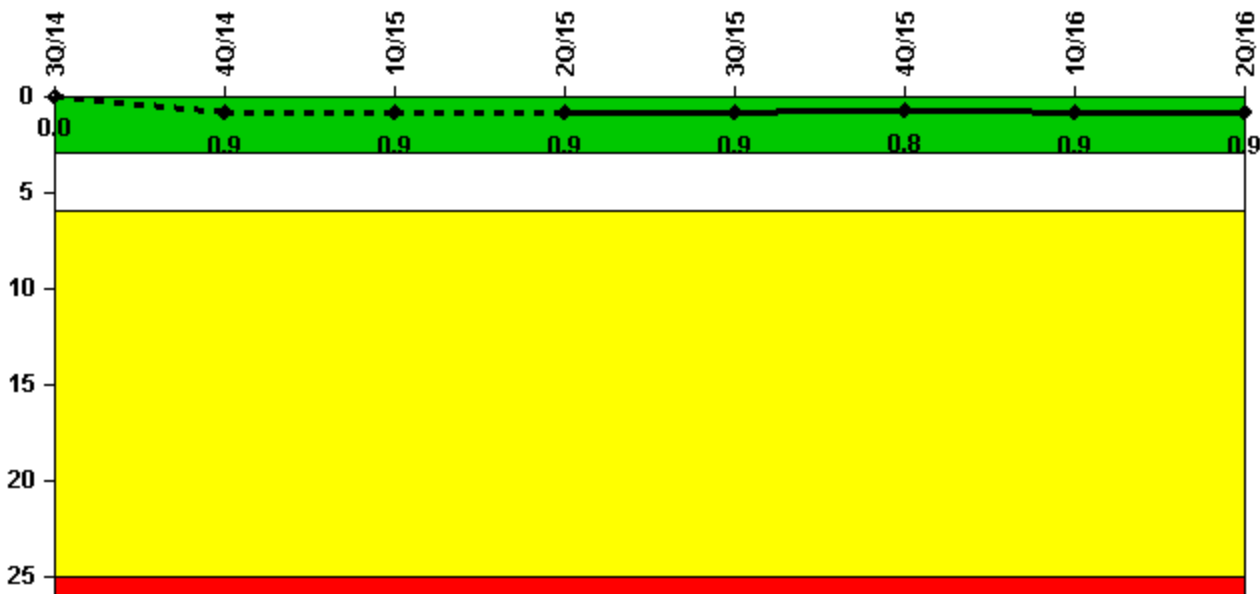
Point Beach 1

2Q/2016 Performance Indicators

The solid trend line represents the current reporting period.

Licensee's General Comments: none

Unplanned Scrams per 7000 Critical Hrs



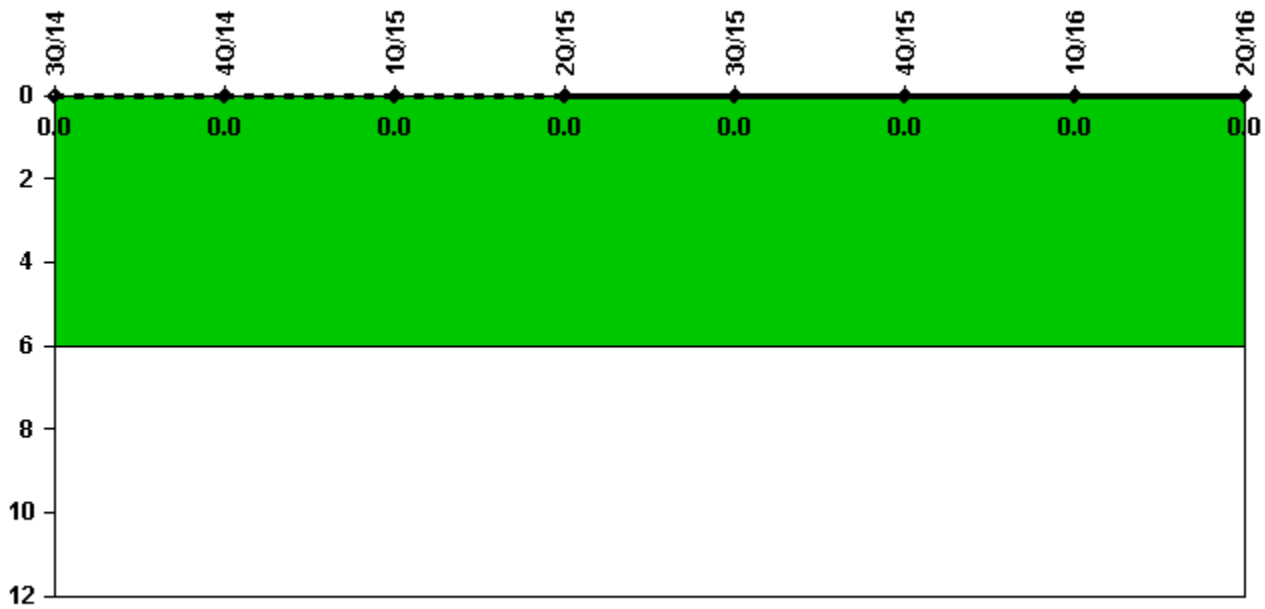
Thresholds: White > 3.0 Yellow > 6.0 Red > 25.0

Notes

Unplanned Scrams per 7000 Critical Hrs	3Q/14	4Q/14	1Q/15	2Q/15	3Q/15	4Q/15	1Q/16	2Q/16
Unplanned scrams	0	1.0	0	0	0	1.0	0	0
Critical hours	2208.0	1550.8	2159.0	2184.0	2208.0	2128.1	1705.1	2098.4
Indicator value	0	0.9	0.9	0.9	0.9	0.8	0.9	0.9

Licensee Comments: none

Unplanned Power Changes per 7000 Critical Hrs



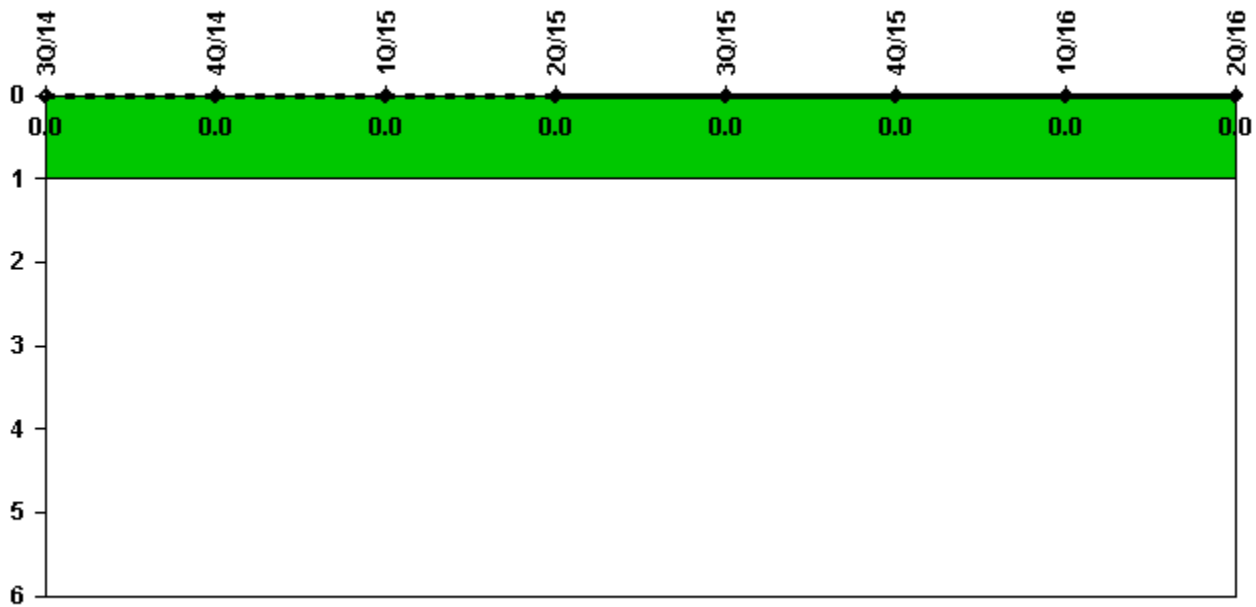
Thresholds: White > 6.0

Notes

Unplanned Power Changes per 7000 Critical Hrs	3Q/14	4Q/14	1Q/15	2Q/15	3Q/15	4Q/15	1Q/16	2Q/16
Unplanned power changes	0	0	0	0	0	0	0	0
Critical hours	2208.0	1550.8	2159.0	2184.0	2208.0	2128.1	1705.1	2098.4
Indicator value	0	0	0	0	0	0	0	0

Licensee Comments: none

Unplanned Scrams with Complications



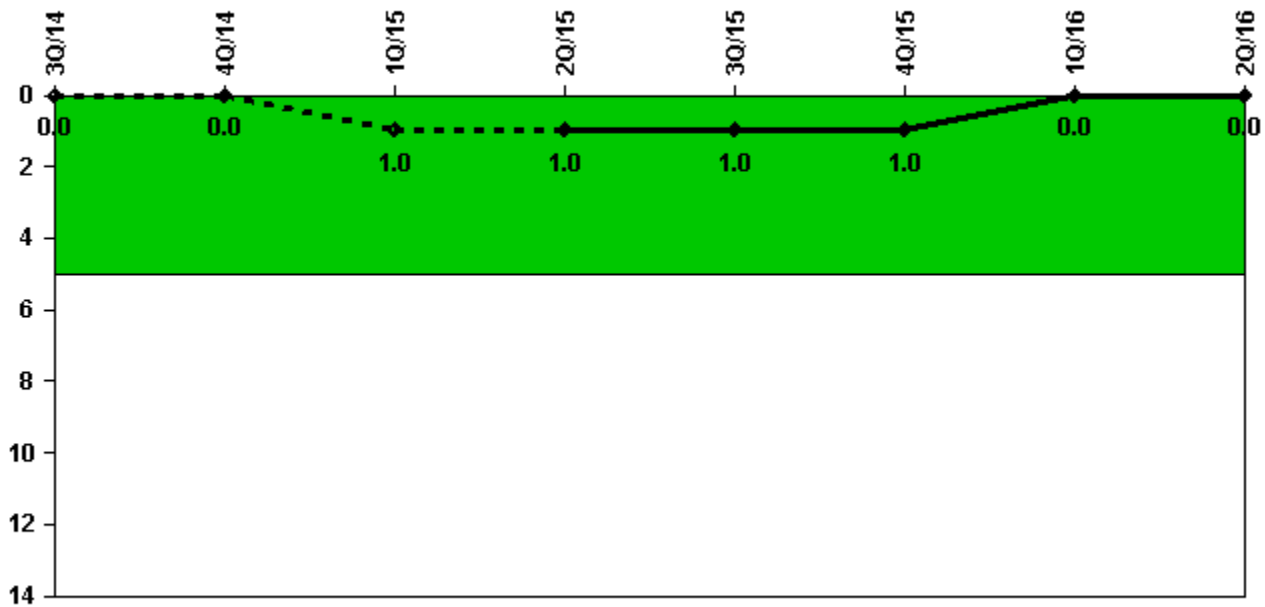
Thresholds: White > 1.0

Notes

Unplanned Scrams with Complications	3Q/14	4Q/14	1Q/15	2Q/15	3Q/15	4Q/15	1Q/16	2Q/16
Scrams with complications	0	0	0	0	0	0	0	0
Indicator value	0.0	0.0	0.0	0.0	0.0	0.0	0.0	0.0

Licensee Comments: none

Safety System Functional Failures (PWR)



Thresholds: White > 5.0

Notes

Safety System Functional Failures (PWR)	3Q/14	4Q/14	1Q/15	2Q/15	3Q/15	4Q/15	1Q/16	2Q/16
Safety System Functional Failures	0	0	1	0	0	0	0	0
Indicator value	0	0	1	1	1	1	0	0

Licensee Comments:

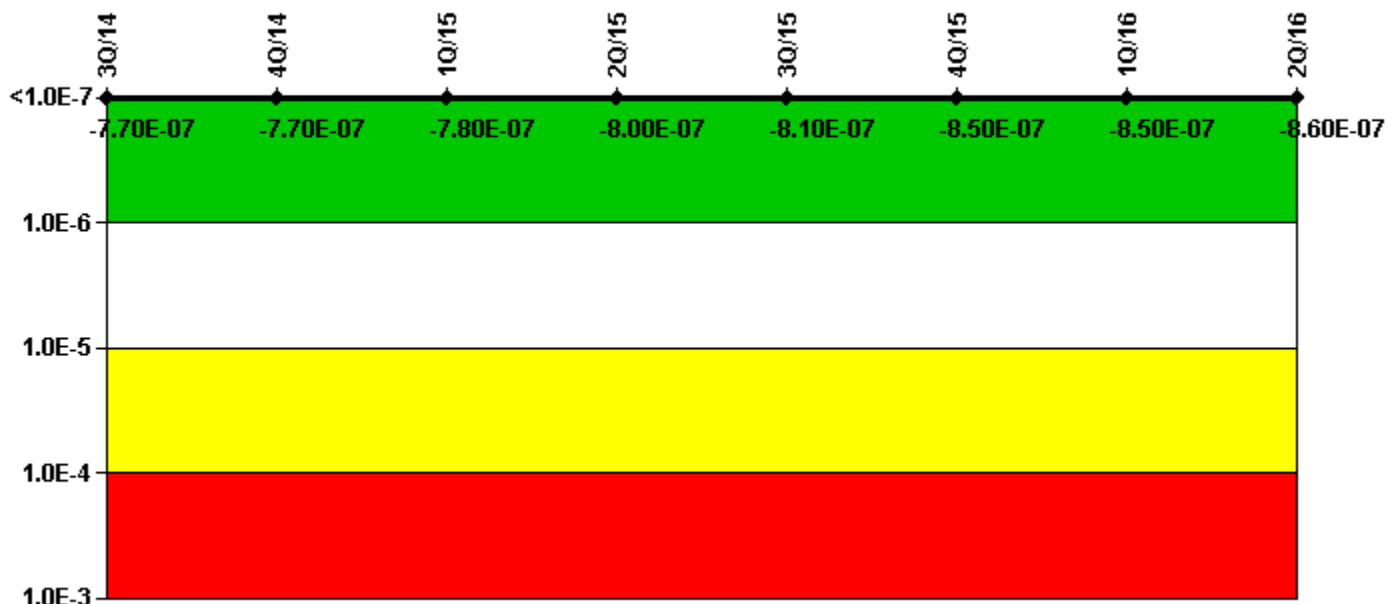
4Q/15: No SSFF LERs submitted in 4Q15.

3Q/15: LER 266/2015-004-00 (Units 1 and 2) was submitted in August 2015 but was not reported as a SSFF.

2Q/15: No SSFFs submitted in 2Q15.

1Q/15: LER 2015-001-00, RHR Flooding dated January 19, 2015

Mitigating Systems Performance Index, Emergency AC Power System



Thresholds: White > 1.00E-6 Yellow > 1.00E-5 Red > 1.00E-4

Notes

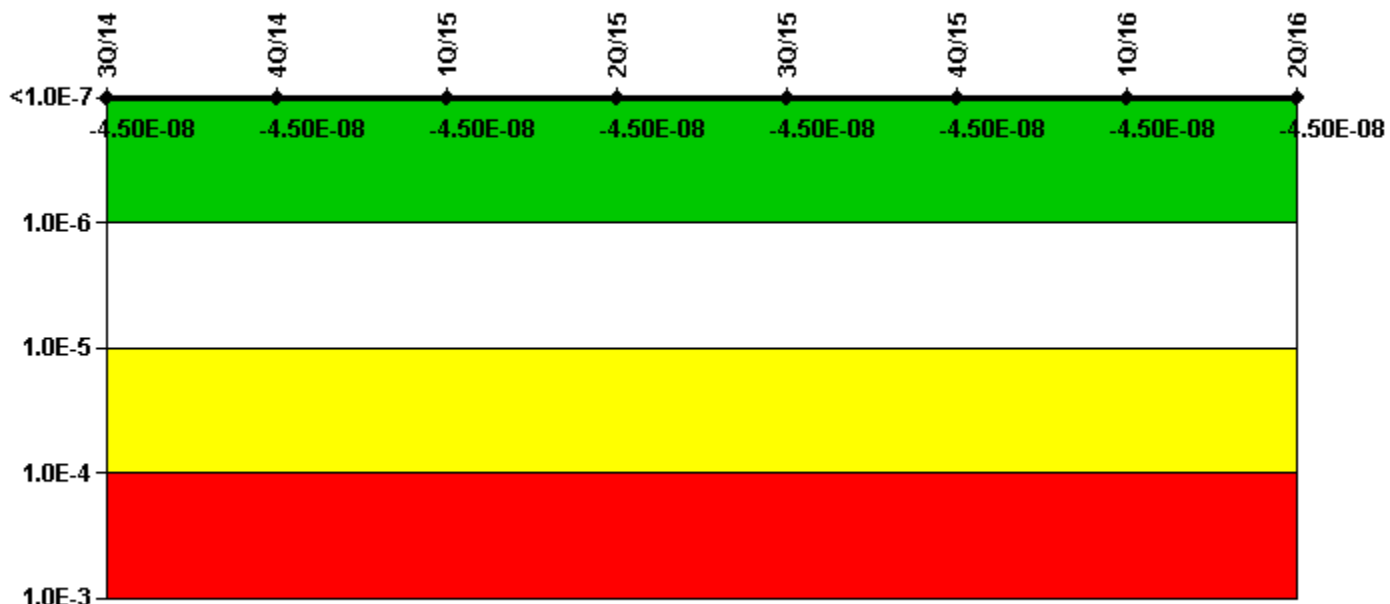
Mitigating Systems Performance Index, Emergency AC Power System	3Q/14	4Q/14	1Q/15	2Q/15	3Q/15	4Q/15	1Q/16	2Q/16
UAI (Δ CDF)	5.43E-08	4.55E-08	4.62E-08	2.90E-08	2.70E-08	-1.11E-08	-1.05E-08	-1.57E-08
URI (Δ CDF)	-8.20E-07	-8.20E-07	-8.26E-07	-8.32E-07	-8.37E-07	-8.43E-07	-8.44E-07	-8.48E-07
PLE	NO	NO	NO	NO	NO	NO	NO	NO
Indicator value	-7.70E-07	-7.70E-07	-7.80E-07	-8.00E-07	-8.10E-07	-8.50E-07	-8.50E-07	-8.60E-07

Licensee Comments:

1Q/16: EDG test hours were revised for change in ORT-3 Safety Injection Actuation with Loss of Engineered Safeguards AC testing periodicity.

3Q/14: EAC numbers for May 2014 were updated due to data error. Reference AR 01994937 and AR01995233.

Mitigating Systems Performance Index, High Pressure Injection System



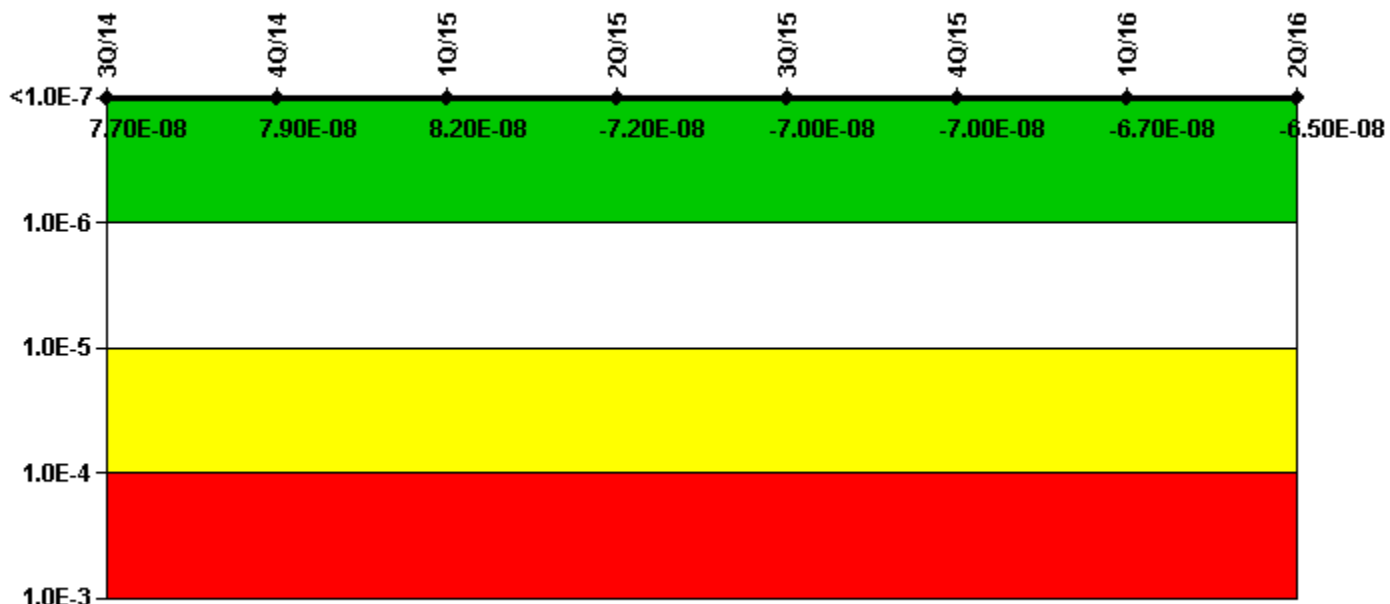
Thresholds: White > 1.00E-6 Yellow > 1.00E-5 Red > 1.00E-4

Notes

Mitigating Systems Performance Index, High Pressure Injection System	3Q/14	4Q/14	1Q/15	2Q/15	3Q/15	4Q/15	1Q/16	2Q/16
UAI (Δ CDF)	-1.71E-08	-1.71E-08	-1.71E-08	-1.71E-08	-1.71E-08	-1.71E-08	-1.71E-08	-1.71E-08
URI (Δ CDF)	-2.82E-08	-2.82E-08	-2.82E-08	-2.82E-08	-2.82E-08	-2.82E-08	-2.82E-08	-2.82E-08
PLE	NO	NO	NO	NO	NO	NO	NO	NO
Indicator value	-4.50E-08	-4.50E-08	-4.50E-08	-4.50E-08	-4.50E-08	-4.50E-08	-4.50E-08	-4.50E-08

Licensee Comments: none

Mitigating Systems Performance Index, Heat Removal System



Thresholds: White > 1.00E-6 Yellow > 1.00E-5 Red > 1.00E-4

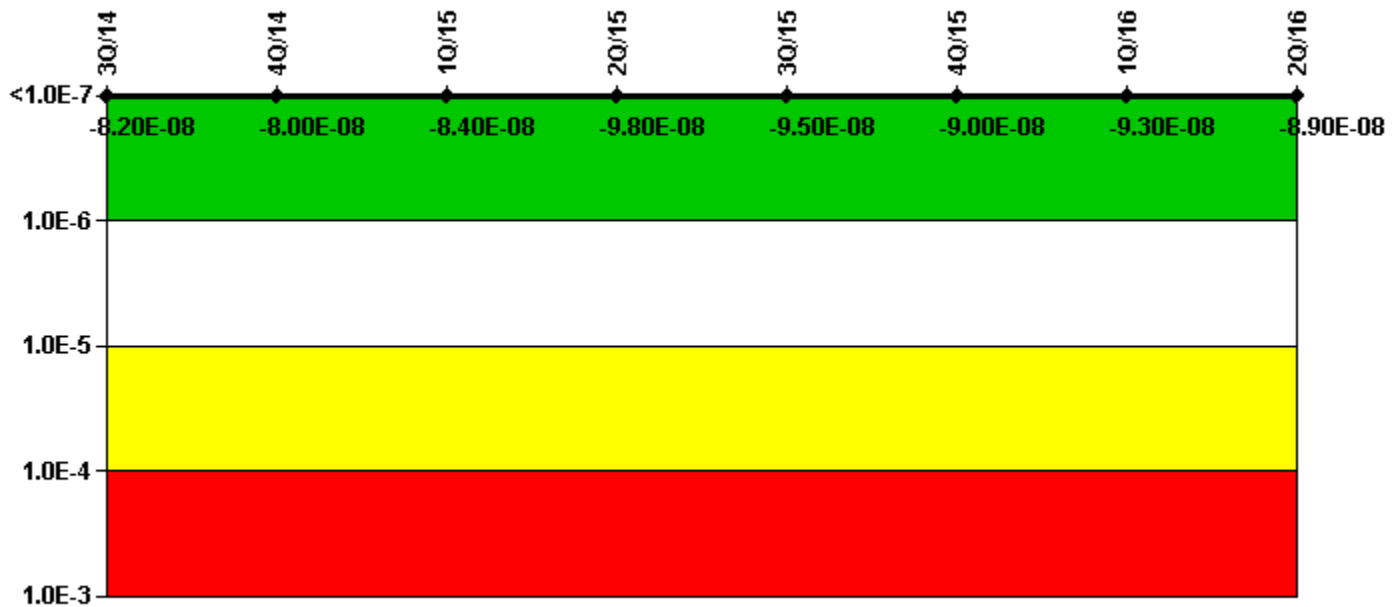
Notes

Mitigating Systems Performance Index, Heat Removal System	3Q/14	4Q/14	1Q/15	2Q/15	3Q/15	4Q/15	1Q/16	2Q/16
UAI (Δ CDF)	-6.10E-09	-4.46E-09	-6.76E-09	-2.65E-08	-2.65E-08	-2.65E-08	-2.65E-08	-2.65E-08
URI (Δ CDF)	8.29E-08	8.37E-08	8.84E-08	-4.56E-08	-4.36E-08	-4.33E-08	-4.08E-08	-3.85E-08
PLE	NO	NO	NO	NO	NO	NO	NO	NO
Indicator value	7.70E-08	7.90E-08	8.20E-08	-7.20E-08	-7.00E-08	-7.00E-08	-6.70E-08	-6.50E-08

Licensee Comments:

1Q/15: Bearing cooling removed from Auxiliary Feedwater pumps by modification EC2372527 (U1). Associated valves were removed from MSPI Basis Document and CDE.

Mitigating Systems Performance Index, Residual Heat Removal System



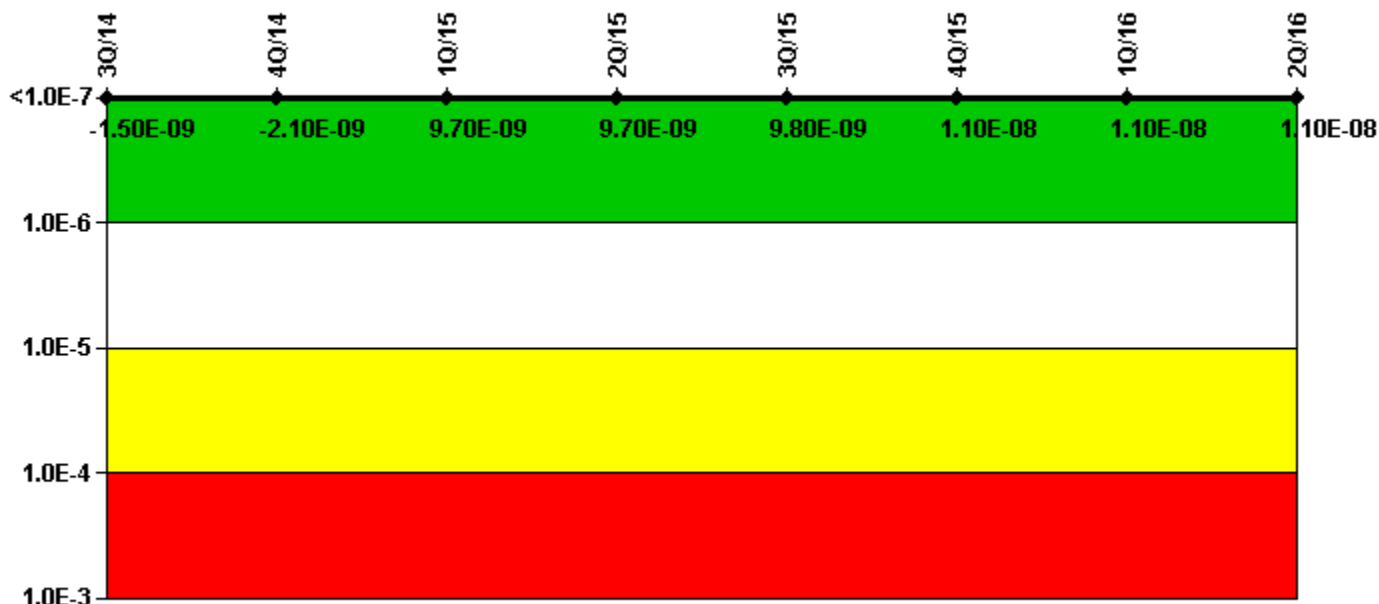
Thresholds: White > 1.00E-6 Yellow > 1.00E-5 Red > 1.00E-4

Notes

Mitigating Systems Performance Index, Residual Heat Removal System	3Q/14	4Q/14	1Q/15	2Q/15	3Q/15	4Q/15	1Q/16	2Q/16
UAI (Δ CDF)	3.76E-08	4.03E-08	3.64E-08	2.33E-08	2.71E-08	3.26E-08	3.01E-08	3.44E-08
URI (Δ CDF)	-1.20E-07	-1.20E-07	-1.21E-07	-1.21E-07	-1.22E-07	-1.22E-07	-1.23E-07	-1.23E-07
PLE	NO	NO	NO	NO	NO	NO	NO	NO
Indicator value	-8.20E-08	-8.00E-08	-8.40E-08	-9.80E-08	-9.50E-08	-9.00E-08	-9.30E-08	-8.90E-08

Licensee Comments: none

Mitigating Systems Performance Index, Cooling Water Systems



Thresholds: White > $1.00E-6$ Yellow > $1.00E-5$ Red > $1.00E-4$

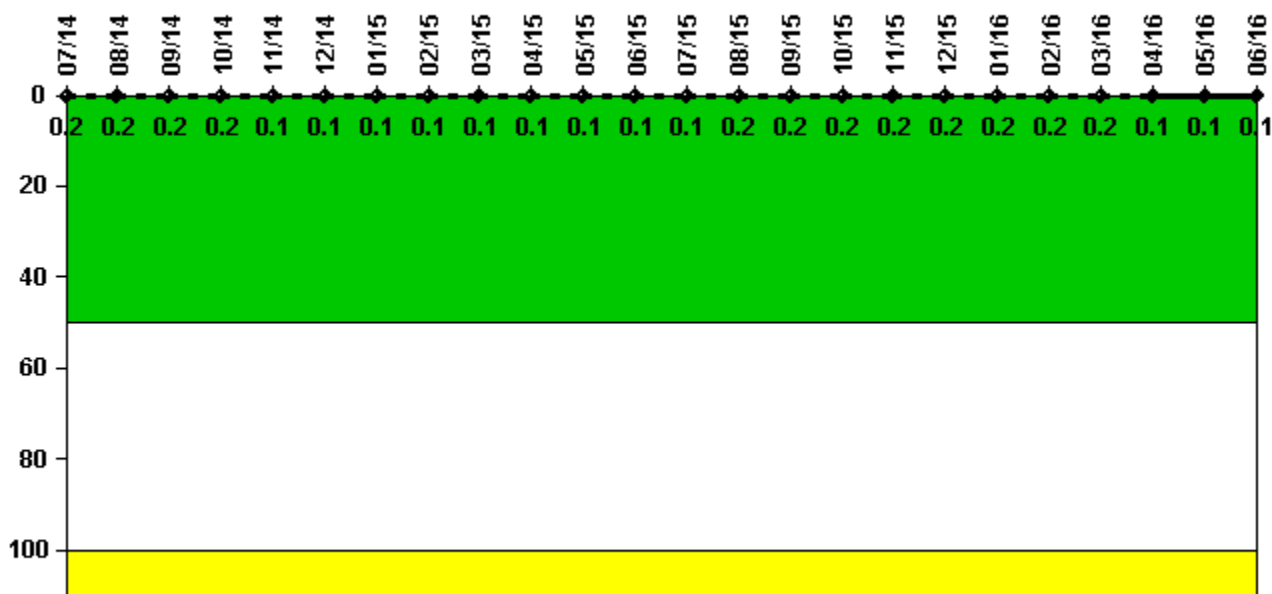
Notes

Mitigating Systems Performance Index, Cooling Water Systems	3Q/14	4Q/14	1Q/15	2Q/15	3Q/15	4Q/15	1Q/16	2Q/16
UAI (Δ CDF)	$5.77E-10$	$-5.20E-11$	$1.24E-08$	$1.25E-08$	$1.26E-08$	$1.42E-08$	$1.43E-08$	$1.35E-08$
URI (Δ CDF)	$-2.12E-09$	$-2.01E-09$	$-2.72E-09$	$-2.77E-09$	$-2.82E-09$	$-2.87E-09$	$-2.92E-09$	$-2.97E-09$
PLE	NO	NO	NO	NO	NO	NO	NO	NO
Indicator value	$-1.50E-09$	$-2.10E-09$	$9.70E-09$	$9.70E-09$	$9.80E-09$	$1.10E-08$	$1.10E-08$	$1.10E-08$

Licensee Comments:

4Q/14: Failure of Service Water pump motor P-032D-M failed to run 10/7/2014, AR1996936.

Reactor Coolant System Activity



Thresholds: White > 50.0 Yellow > 100.0

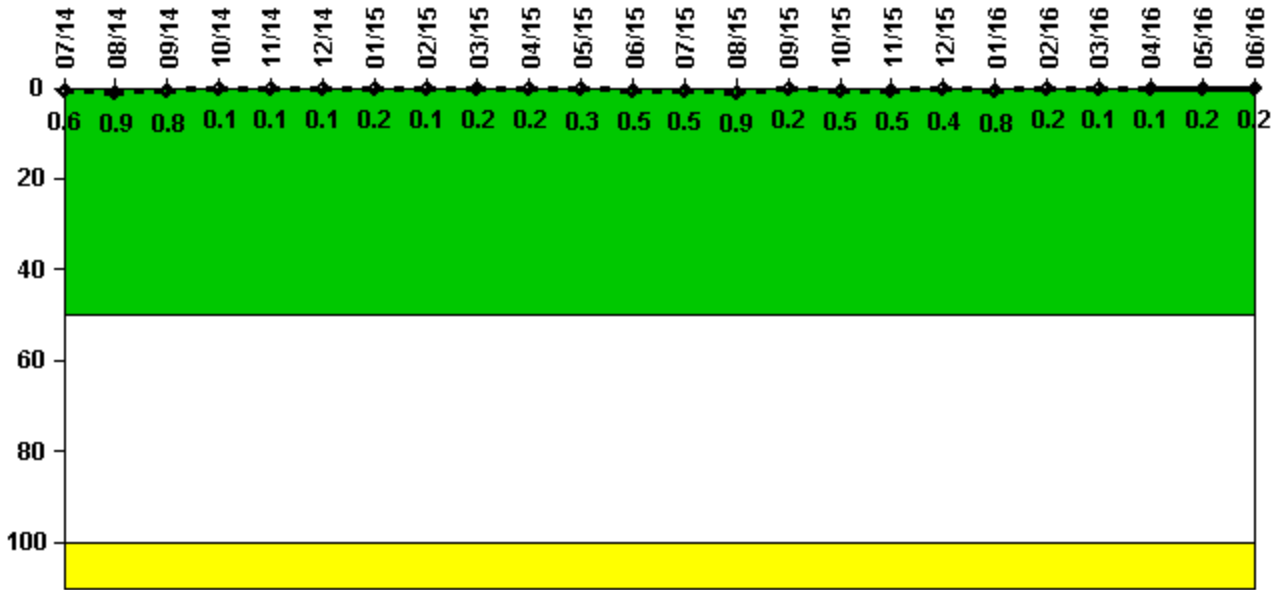
Notes

Reactor Coolant System Activity	7/14	8/14	9/14	10/14	11/14	12/14	1/15	2/15	3/15	4/15	5/15	6/15
Maximum activity	0.000931	0.000990	0.000990	0.001030	0.000458	0.000505	0.000592	0.000585	0.000613	0.000666	0.000685	0.000702
Technical specification limit	0.5	0.5	0.5	0.5	0.5	0.5	0.5	0.5	0.5	0.5	0.5	0.5
Indicator value	0.2	0.2	0.2	0.2	0.1	0.1	0.1	0.1	0.1	0.1	0.1	0.1

Reactor Coolant System Activity	7/15	8/15	9/15	10/15	11/15	12/15	1/16	2/16	3/16	4/16	5/16	6/16
Maximum activity	0.000733	0.000763	0.000781	0.000800	0.000865	0.000876	0.000895	0.000957	0.000914	0.000437	0.000475	0.000494
Technical specification limit	0.5	0.5	0.5	0.5	0.5	0.5	0.5	0.5	0.5	0.5	0.5	0.5
Indicator value	0.1	0.2	0.2	0.2	0.2	0.2	0.2	0.2	0.2	0.1	0.1	0.1

Licensee Comments: none

Reactor Coolant System Leakage



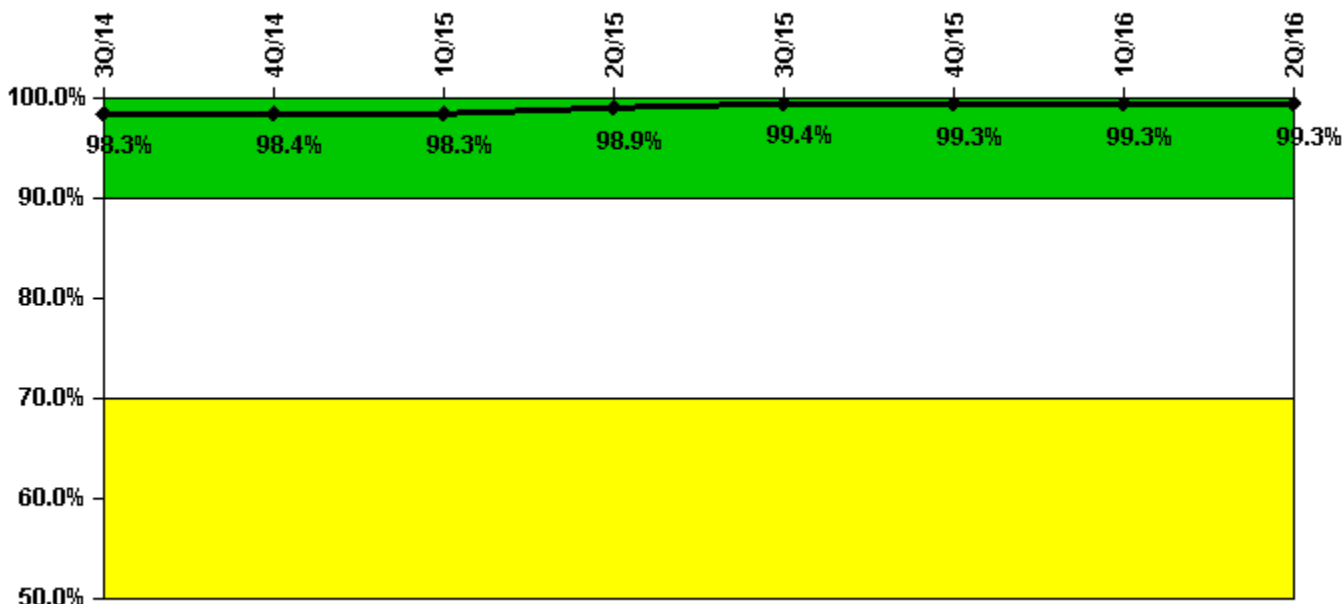
Thresholds: White > 50.0 Yellow > 100.0

Notes

Reactor Coolant System Leakage	7/14	8/14	9/14	10/14	11/14	12/14	1/15	2/15	3/15	4/15	5/15	6/15
Maximum leakage	0.056	0.094	0.078	0.010	0.014	0.011	0.015	0.014	0.020	0.023	0.029	0.047
Technical specification limit	10.0	10.0	10.0	10.0	10.0	10.0	10.0	10.0	10.0	10.0	10.0	10.0
Indicator value	0.6	0.9	0.8	0.1	0.1	0.1	0.2	0.1	0.2	0.2	0.3	0.5
Reactor Coolant System Leakage	7/15	8/15	9/15	10/15	11/15	12/15	1/16	2/16	3/16	4/16	5/16	6/16
Maximum leakage	0.045	0.092	0.023	0.049	0.045	0.042	0.084	0.024	0.013	0.014	0.016	0.020
Technical specification limit	10.0	10.0	10.0	10.0	10.0	10.0	10.0	10.0	10.0	10.0	10.0	10.0
Indicator value	0.5	0.9	0.2	0.5	0.5	0.4	0.8	0.2	0.1	0.1	0.2	0.2

Licensee Comments: none

Drill/Exercise Performance



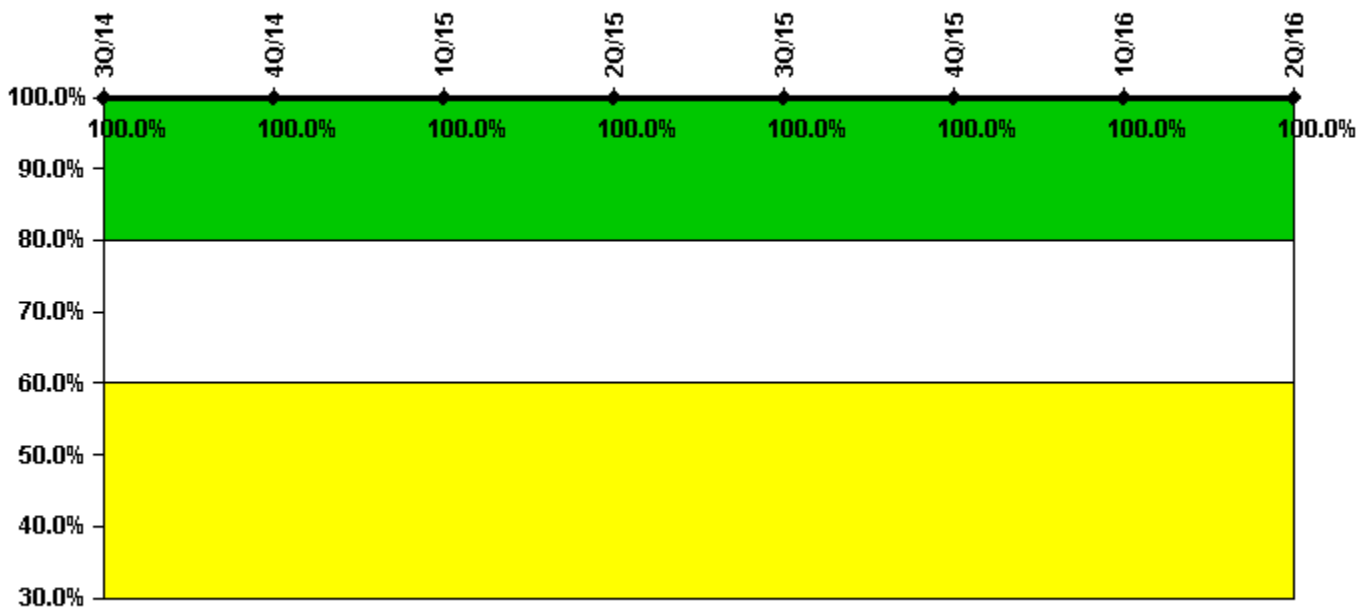
Thresholds: White < 90.0% Yellow < 70.0%

Notes

Drill/Exercise Performance	3Q/14	4Q/14	1Q/15	2Q/15	3Q/15	4Q/15	1Q/16	2Q/16
Successful opportunities	20.0	14.0	20.0	32.0	12.0	0	22.0	27.0
Total opportunities	20.0	14.0	20.0	32.0	12.0	0	22.0	28.0
Indicator value	98.3%	98.4%	98.3%	98.9%	99.4%	99.3%	99.3%	99.3%

Licensee Comments: none

ERO Drill Participation



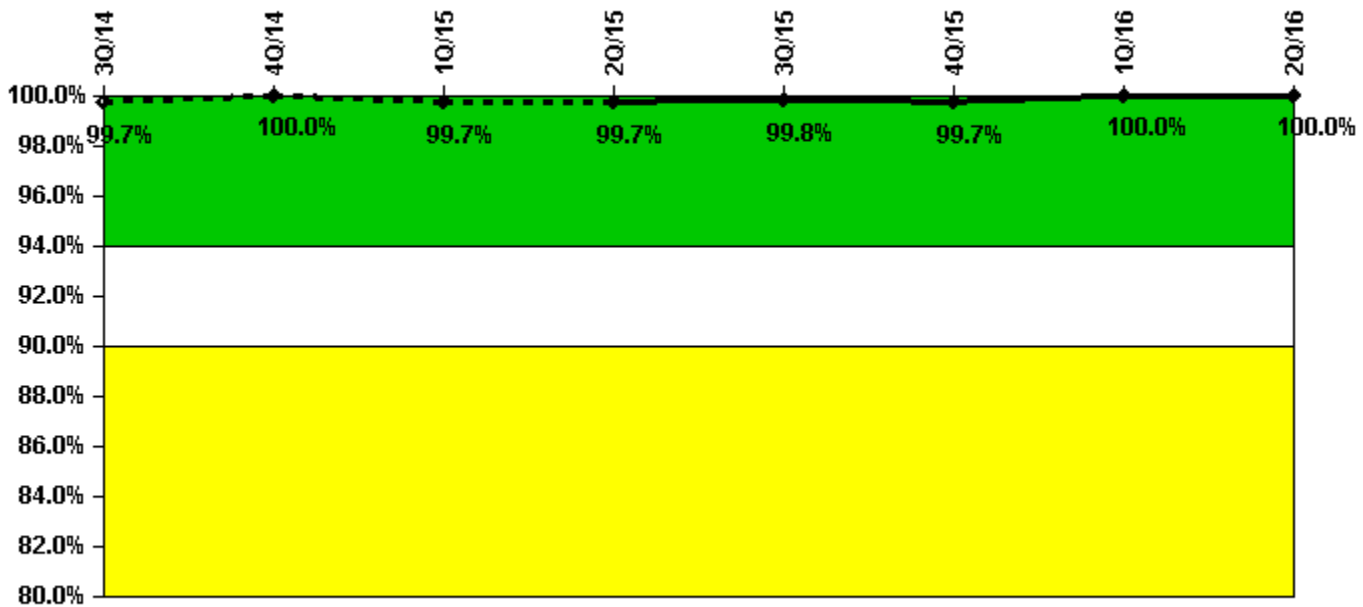
Thresholds: White < 80.0% Yellow < 60.0%

Notes

ERO Drill Participation	3Q/14	4Q/14	1Q/15	2Q/15	3Q/15	4Q/15	1Q/16	2Q/16
Participating Key personnel	58.0	55.0	56.0	63.0	62.0	63.0	62.0	59.0
Total Key personnel	58.0	55.0	56.0	63.0	62.0	63.0	62.0	59.0
Indicator value	100.0%	100.0%	100.0%	100.0%	100.0%	100.0%	100.0%	100.0%

Licensee Comments: none

Alert & Notification System



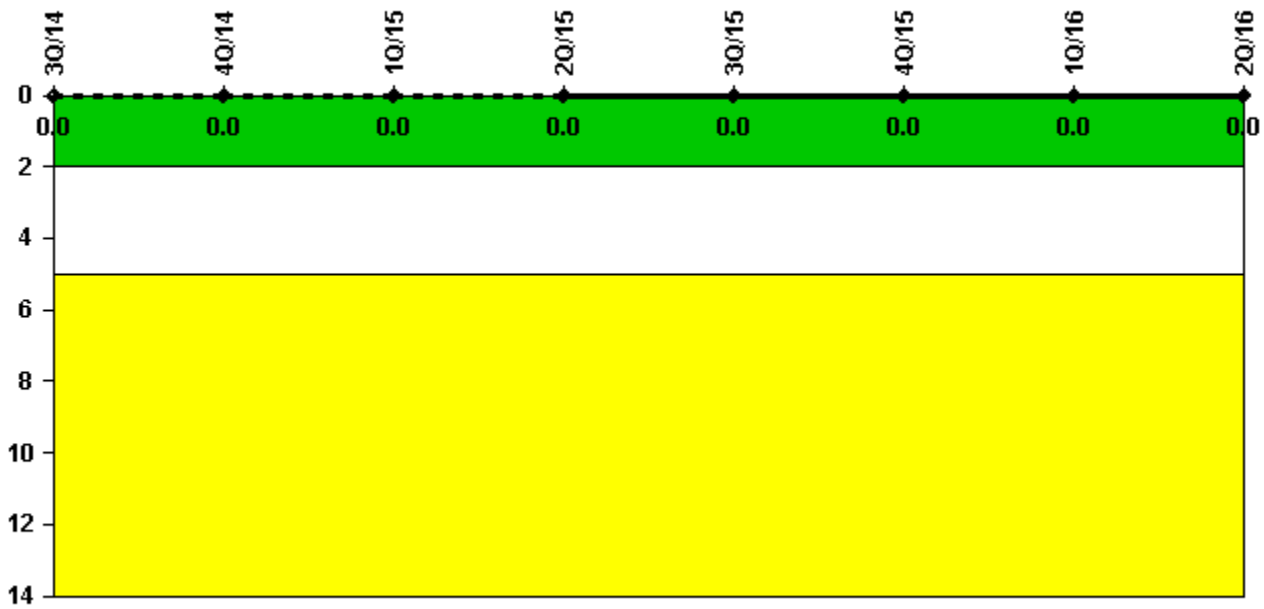
Thresholds: White < 94.0% Yellow < 90.0%

Notes

Alert & Notification System	3Q/14	4Q/14	1Q/15	2Q/15	3Q/15	4Q/15	1Q/16	2Q/16
Successful siren-tests	98	112	83	98	112	98	154	154
Total sirens-tests	98	112	84	98	112	98	154	154
Indicator value	99.7%	100.0%	99.7%	99.7%	99.8%	99.7%	100.0%	100.0%

Licensee Comments: none

Occupational Exposure Control Effectiveness



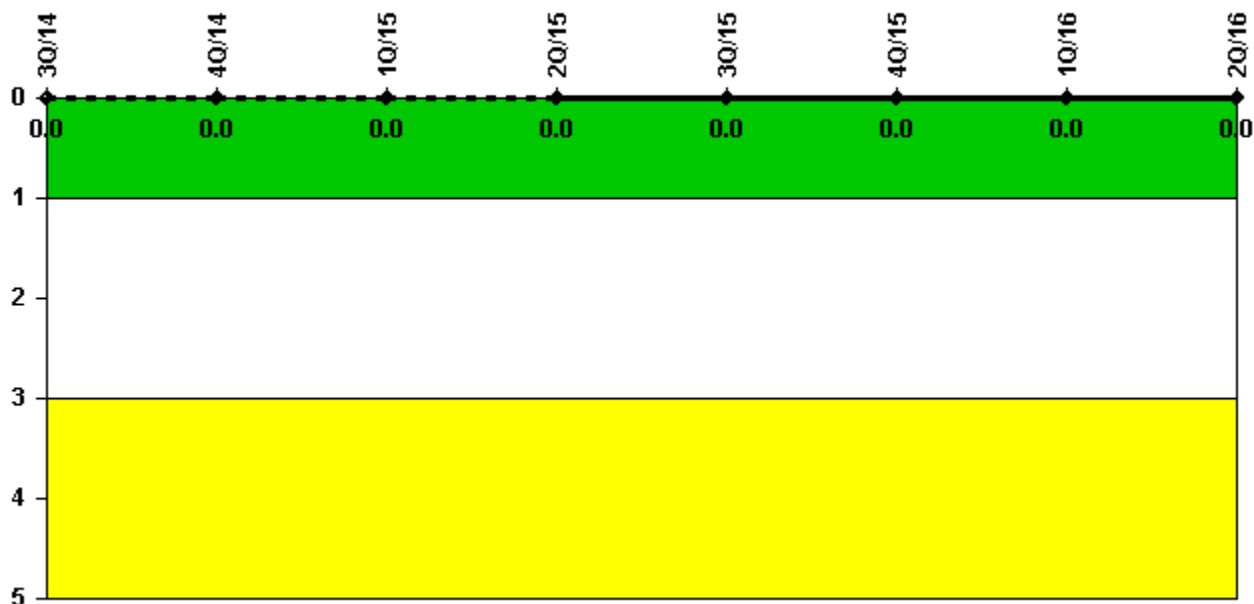
Thresholds: White > 2.0 Yellow > 5.0

Notes

Occupational Exposure Control Effectiveness	3Q/14	4Q/14	1Q/15	2Q/15	3Q/15	4Q/15	1Q/16	2Q/16
High radiation area occurrences	0	0	0	0	0	0	0	0
Very high radiation area occurrences	0	0	0	0	0	0	0	0
Unintended exposure occurrences	0	0	0	0	0	0	0	0
Indicator value	0	0	0	0	0	0	0	0

Licensee Comments: none

RETS/ODCM Radiological Effluent



Thresholds: White > 1.0 Yellow > 3.0

Notes

RETS/ODCM Radiological Effluent	3Q/14	4Q/14	1Q/15	2Q/15	3Q/15	4Q/15	1Q/16	2Q/16
RETS/ODCM occurrences	0	0	0	0	0	0	0	0
Indicator value	0	0	0	0	0	0	0	0

Licensee Comments: none

Although the Security Cornerstone is included in the Reactor Oversight Process assessment program, the Commission has decided that specific information related to findings and performance indicators pertaining to the Security Cornerstone will not be publicly available to ensure that security information is not provided to a possible adversary. Other than the fact that a finding or performance indicator is Green or Greater-Than-Green, security related information will not be displayed on the public web page.

▲ [Action Matrix Summary](#) | [Inspection Findings Summary](#) | [PI Summary](#) | [Reactor Oversight Process](#)

Last Modified: July 25, 2016