

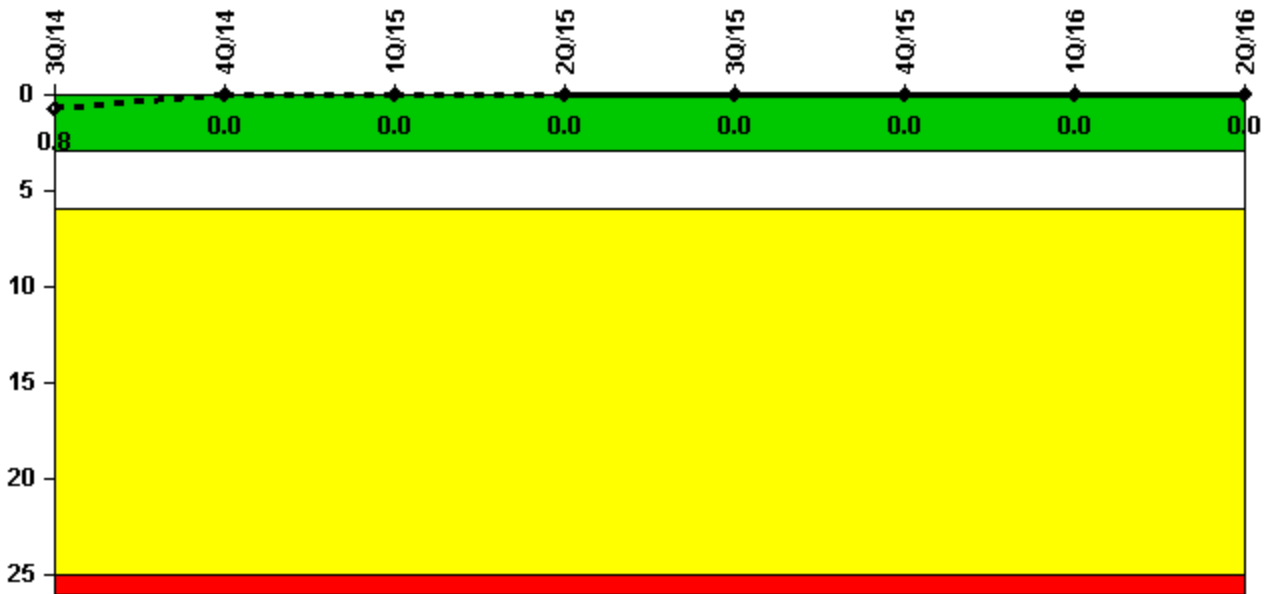
McGuire 1

2Q/2016 Performance Indicators

The solid trend line represents the current reporting period.

Licensee's General Comments: McGuire Unit 1 2016Q2 PI Data

Unplanned Scrams per 7000 Critical Hrs



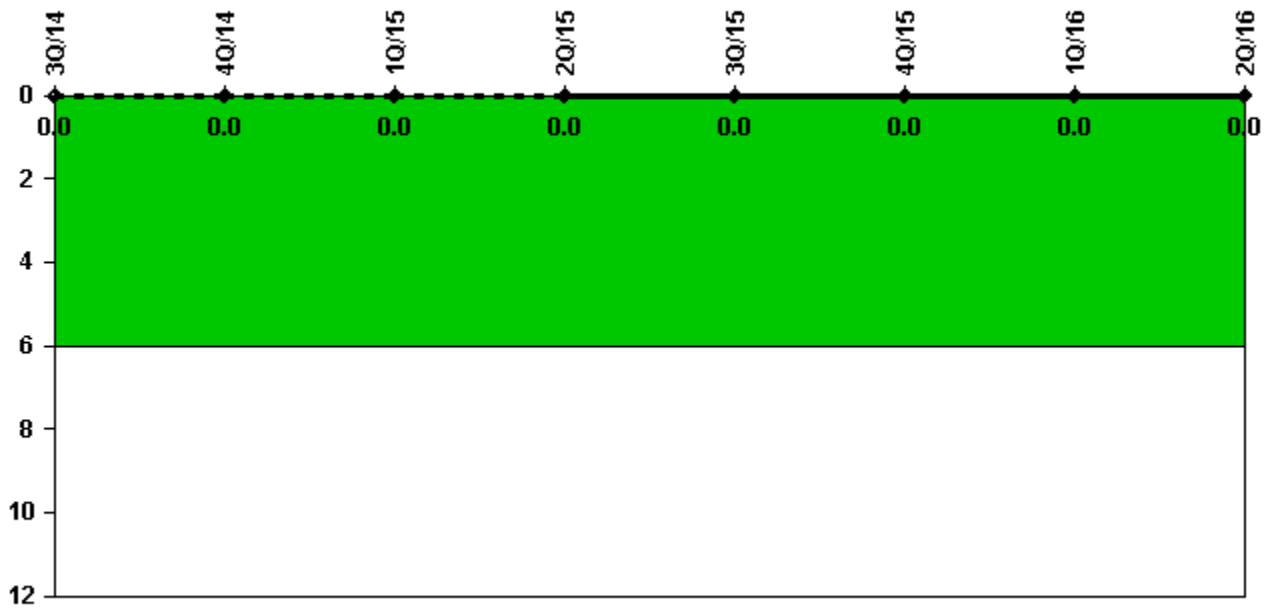
Thresholds: White > 3.0 Yellow > 6.0 Red > 25.0

Notes

Unplanned Scrams per 7000 Critical Hrs	3Q/14	4Q/14	1Q/15	2Q/15	3Q/15	4Q/15	1Q/16	2Q/16
Unplanned scrams	0	0	0	0	0	0	0	0
Critical hours	1780.2	1136.3	2014.7	2184.0	2208.0	2209.0	1875.2	1810.6
Indicator value	0.8	0	0	0	0	0	0	0

Licensee Comments: none

Unplanned Power Changes per 7000 Critical Hrs



Thresholds: White > 6.0

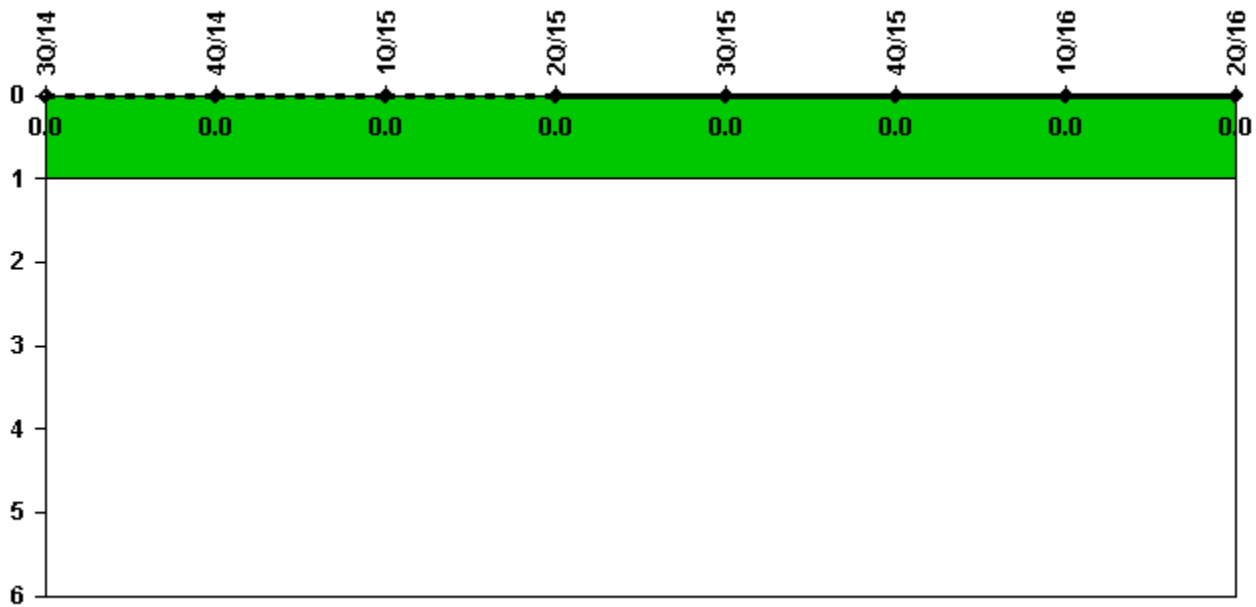
Notes

Unplanned Power Changes per 7000 Critical Hrs	3Q/14	4Q/14	1Q/15	2Q/15	3Q/15	4Q/15	1Q/16	2Q/16
Unplanned power changes	0	0	0	0	0	0	0	0
Critical hours	1780.2	1136.3	2014.7	2184.0	2208.0	2209.0	1875.2	1810.6
Indicator value	0	0	0	0	0	0	0	0

Licensee Comments:

3Q/14: A NOED was granted for MNS U1 on 8/21/2014, which if NOT granted would have resulted in an unplanned power change of greater than 20%.

Unplanned Scrams with Complications



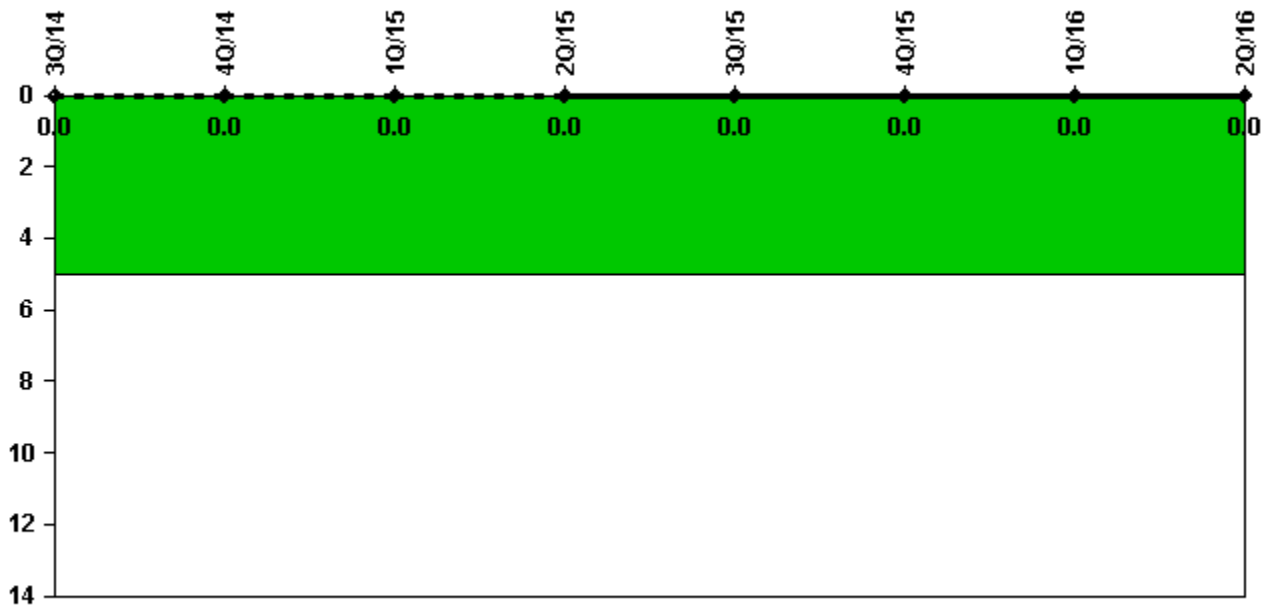
Thresholds: White > 1.0

Notes

Unplanned Scrams with Complications	3Q/14	4Q/14	1Q/15	2Q/15	3Q/15	4Q/15	1Q/16	2Q/16
Scrams with complications	0	0	0	0	0	0	0	0
Indicator value	0.0	0.0	0.0	0.0	0.0	0.0	0.0	0.0

Licensee Comments: none

Safety System Functional Failures (PWR)



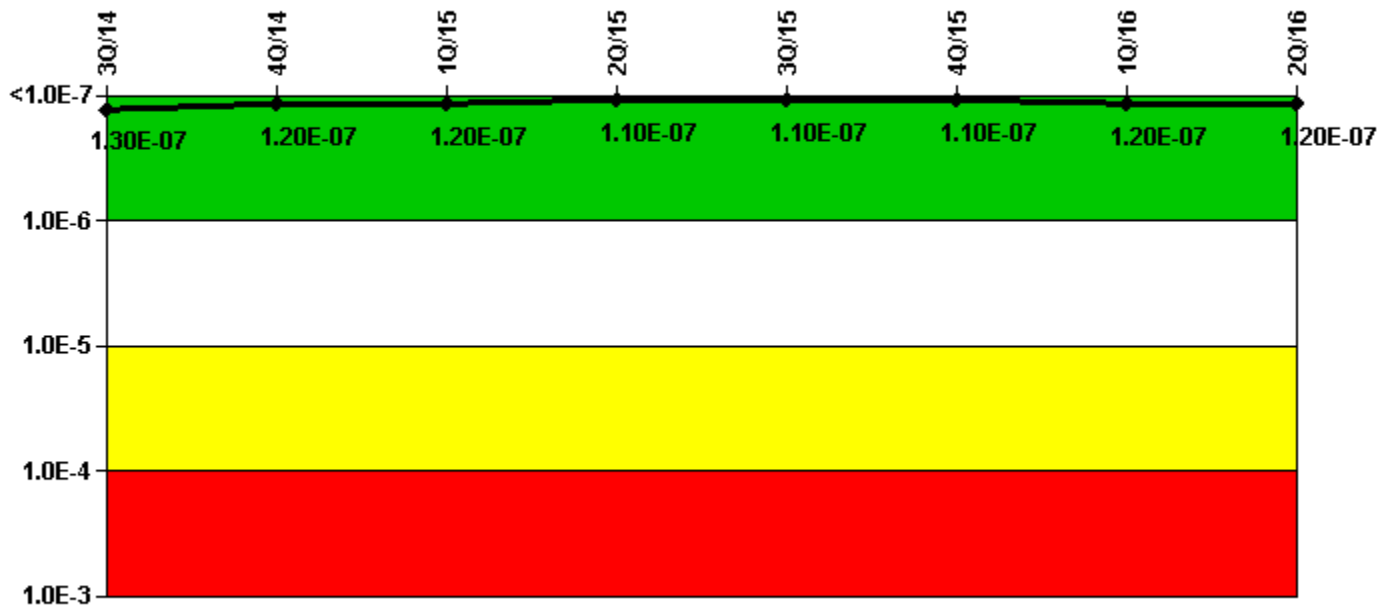
Thresholds: White > 5.0

Notes

Safety System Functional Failures (PWR)	3Q/14	4Q/14	1Q/15	2Q/15	3Q/15	4Q/15	1Q/16	2Q/16
Safety System Functional Failures	0	0	0	0	0	0	0	0
Indicator value	0	0	0	0	0	0	0	0

Licensee Comments: none

Mitigating Systems Performance Index, Emergency AC Power System



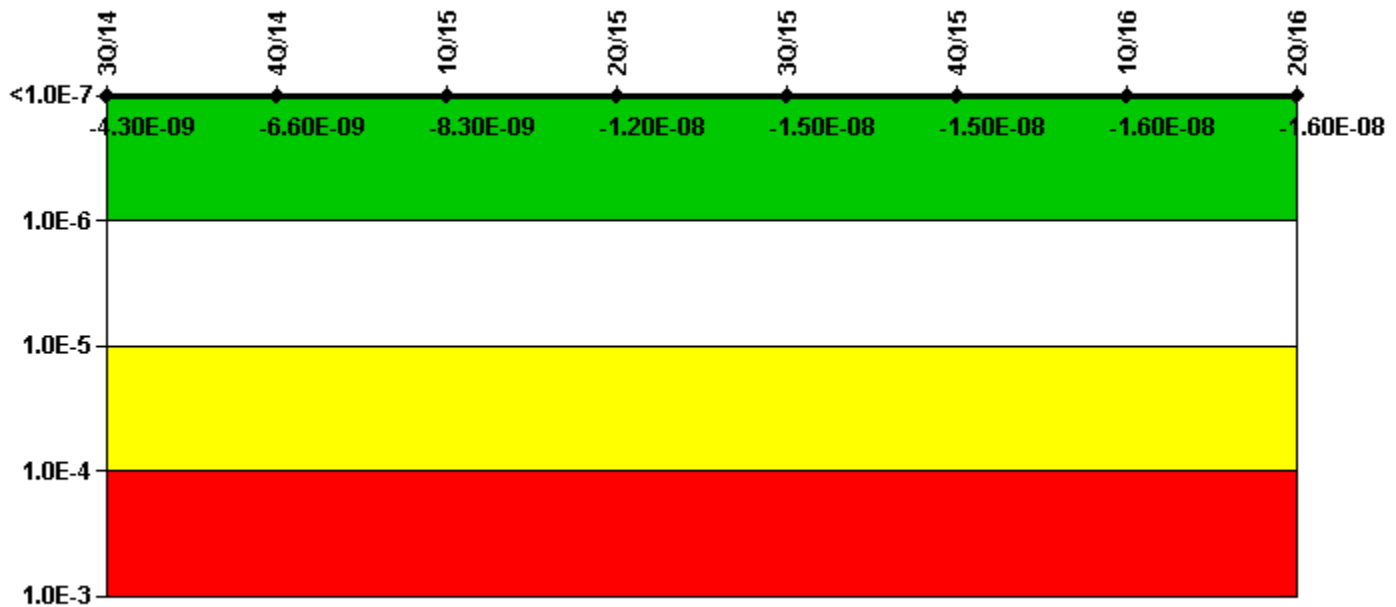
Thresholds: White > 1.00E-6 Yellow > 1.00E-5 Red > 1.00E-4

Notes

Mitigating Systems Performance Index, Emergency AC Power System	3Q/14	4Q/14	1Q/15	2Q/15	3Q/15	4Q/15	1Q/16	2Q/16
UAI (Δ CDF)	3.88E-08	3.03E-08	2.19E-08	1.43E-08	1.54E-08	1.54E-08	2.13E-08	2.54E-08
URI (Δ CDF)	9.47E-08	9.47E-08	9.47E-08	9.47E-08	9.47E-08	9.47E-08	9.47E-08	9.47E-08
PLE	NO	NO	NO	NO	NO	NO	NO	NO
Indicator value	1.30E-07	1.20E-07	1.20E-07	1.10E-07	1.10E-07	1.10E-07	1.20E-07	1.20E-07

Licensee Comments: none

Mitigating Systems Performance Index, High Pressure Injection System



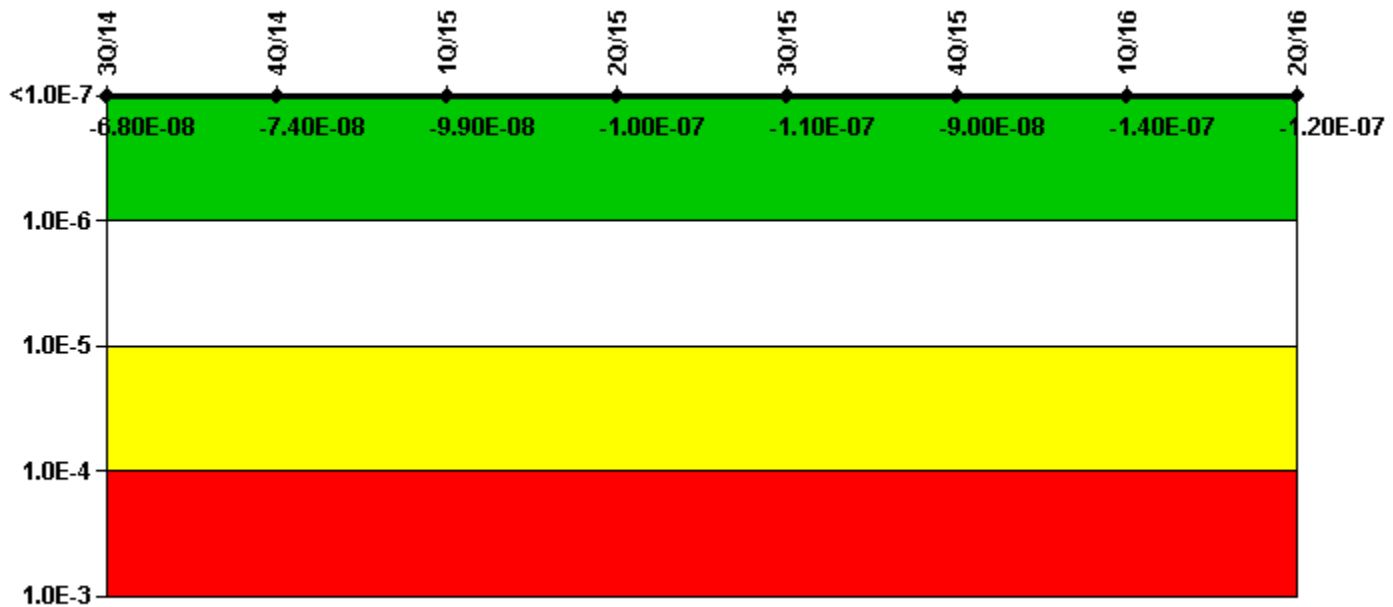
Thresholds: White > 1.00E-6 Yellow > 1.00E-5 Red > 1.00E-4

Notes

Mitigating Systems Performance Index, High Pressure Injection System	3Q/14	4Q/14	1Q/15	2Q/15	3Q/15	4Q/15	1Q/16	2Q/16
UAI (Δ CDF)	7.30E-09	4.98E-09	3.22E-09	-6.86E-10	-3.56E-09	-3.16E-09	-4.38E-09	-4.05E-09
URI (Δ CDF)	-1.16E-08	-1.16E-08	-1.16E-08	-1.16E-08	-1.16E-08	-1.16E-08	-1.16E-08	-1.16E-08
PLE	NO	NO	NO	NO	NO	NO	NO	NO
Indicator value	-4.30E-09	-6.60E-09	-8.30E-09	-1.20E-08	-1.50E-08	-1.50E-08	-1.60E-08	-1.60E-08

Licensee Comments: none

Mitigating Systems Performance Index, Heat Removal System



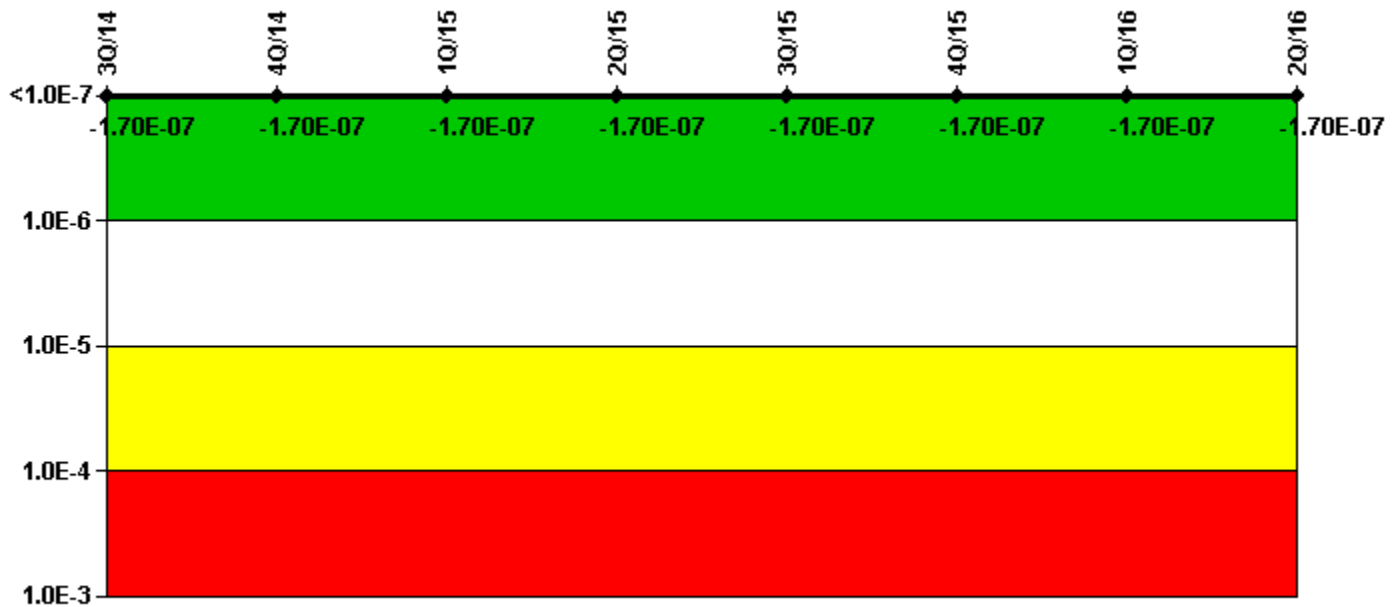
Thresholds: White > 1.00E-6 Yellow > 1.00E-5 Red > 1.00E-4

Notes

Mitigating Systems Performance Index, Heat Removal System	3Q/14	4Q/14	1Q/15	2Q/15	3Q/15	4Q/15	1Q/16	2Q/16
UAI (Δ CDF)	7.14E-08	6.51E-08	4.04E-08	3.61E-08	2.89E-08	4.94E-08	2.03E-09	1.63E-08
URI (Δ CDF)	-1.39E-07	-1.39E-07	-1.39E-07	-1.39E-07	-1.39E-07	-1.39E-07	-1.39E-07	-1.39E-07
PLE	NO	NO	NO	NO	NO	NO	NO	NO
Indicator value	-6.80E-08	-7.40E-08	-9.90E-08	-1.00E-07	-1.10E-07	-9.00E-08	-1.40E-07	-1.20E-07

Licensee Comments: none

Mitigating Systems Performance Index, Residual Heat Removal System



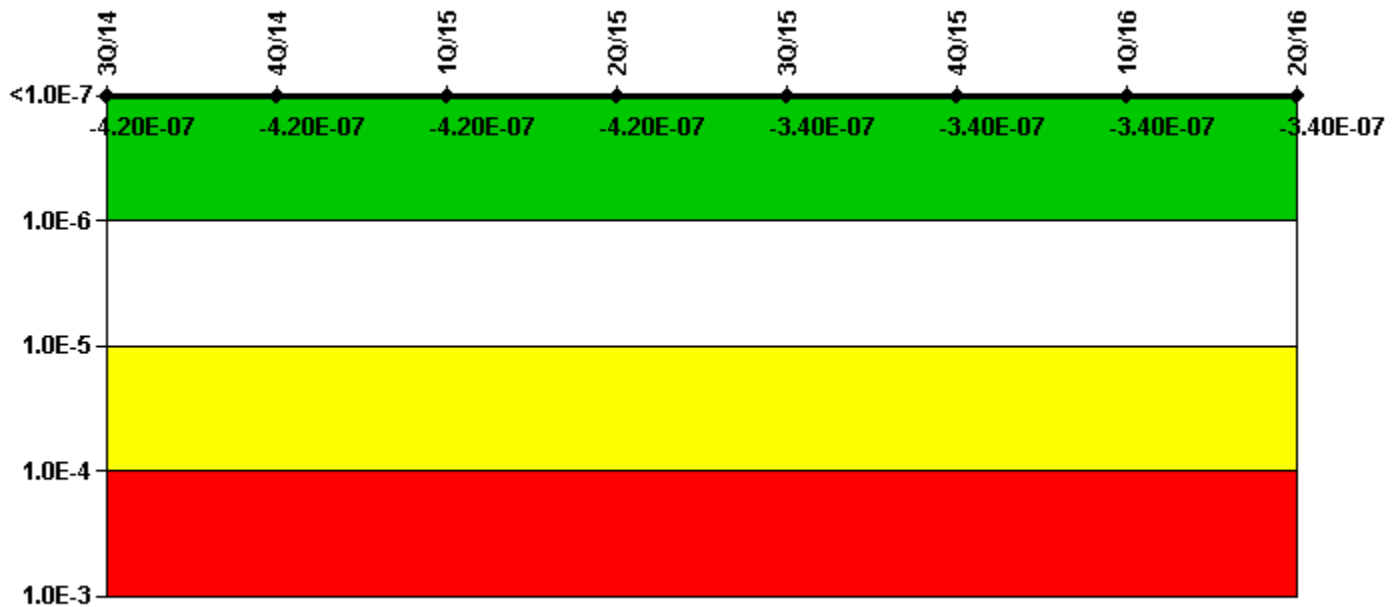
Thresholds: White > 1.00E-6 Yellow > 1.00E-5 Red > 1.00E-4

Notes

Mitigating Systems Performance Index, Residual Heat Removal System	3Q/14	4Q/14	1Q/15	2Q/15	3Q/15	4Q/15	1Q/16	2Q/16
UAI (Δ CDF)	-3.28E-08	-3.28E-08	-3.28E-08	-3.28E-08	-3.28E-08	-3.28E-08	-3.28E-08	-3.28E-08
URI (Δ CDF)	-1.35E-07	-1.35E-07	-1.35E-07	-1.35E-07	-1.35E-07	-1.35E-07	-1.35E-07	-1.35E-07
PLE	NO	NO	NO	NO	NO	NO	NO	NO
Indicator value	-1.70E-07	-1.70E-07	-1.70E-07	-1.70E-07	-1.70E-07	-1.70E-07	-1.70E-07	-1.70E-07

Licensee Comments: none

Mitigating Systems Performance Index, Cooling Water Systems



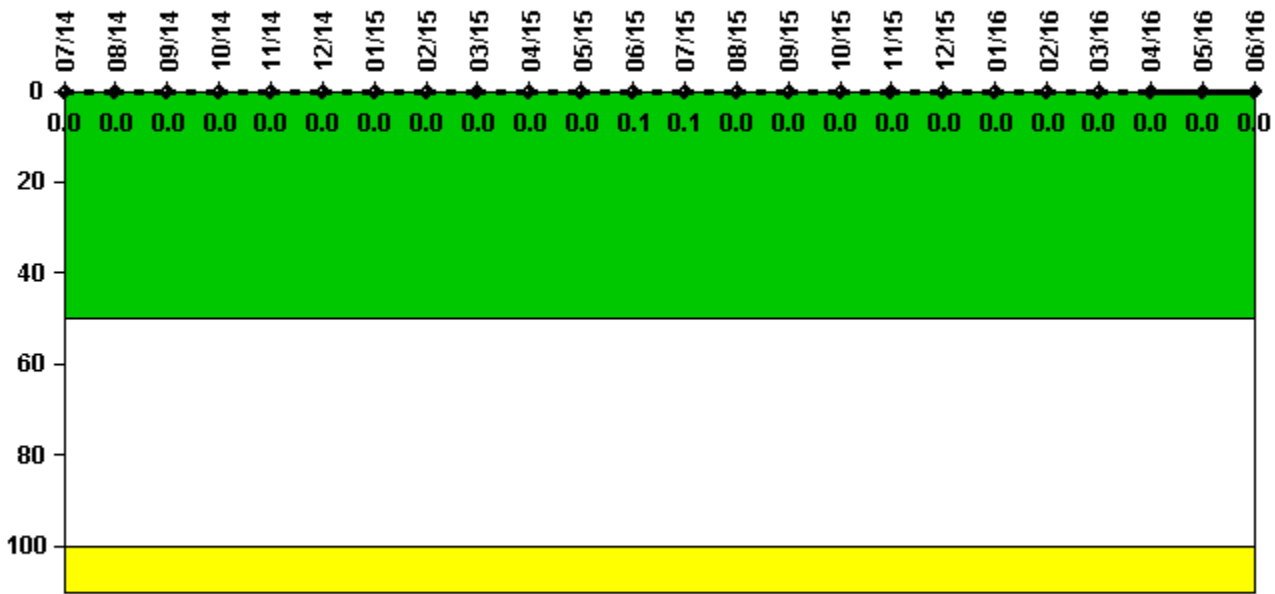
Thresholds: White > 1.00E-6 Yellow > 1.00E-5 Red > 1.00E-4

Notes

Mitigating Systems Performance Index, Cooling Water Systems	3Q/14	4Q/14	1Q/15	2Q/15	3Q/15	4Q/15	1Q/16	2Q/16
UAI (Δ CDF)	3.69E-10	2.89E-10	5.11E-10	6.37E-11	7.85E-08	7.82E-08	7.77E-08	7.71E-08
URI (Δ CDF)	-4.18E-07	-4.18E-07	-4.18E-07	-4.18E-07	-4.18E-07	-4.18E-07	-4.18E-07	-4.18E-07
PLE	NO	NO	NO	NO	NO	NO	NO	NO
Indicator value	-4.20E-07	-4.20E-07	-4.20E-07	-4.20E-07	-3.40E-07	-3.40E-07	-3.40E-07	-3.40E-07

Licensee Comments: none

Reactor Coolant System Activity



Thresholds: White > 50.0 Yellow > 100.0

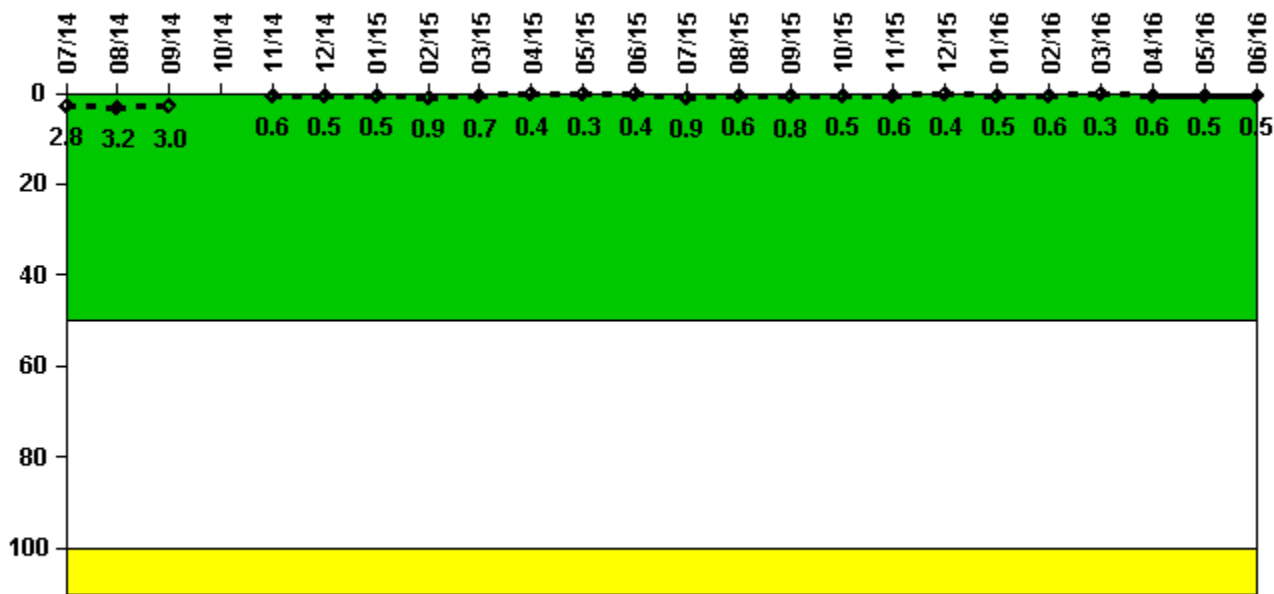
Notes

Reactor Coolant System Activity	7/14	8/14	9/14	10/14	11/14	12/14	1/15	2/15	3/15	4/15	5/15	6/15
Maximum activity	0.000196	0.000193	0.000194	0	0.000098	0.000100	0.000116	0.000103	0.000174	0.000331	0.000127	0.000944
Technical specification limit	1.0	1.0	1.0	1.0	1.0	1.0	1.0	1.0	1.0	1.0	1.0	1.0
Indicator value	0	0	0	0	0	0	0	0	0	0	0	0.1

Reactor Coolant System Activity	7/15	8/15	9/15	10/15	11/15	12/15	1/16	2/16	3/16	4/16	5/16	6/16
Maximum activity	0.000824	0.000143	0.000146	0.000132	0.000162	0.000163	0.000167	0.000172	0.000158	0.000074	0.000108	0.000100
Technical specification limit	1.0	1.0	1.0	1.0	1.0	1.0	1.0	1.0	1.0	1.0	1.0	1.0
Indicator value	0.1	0	0	0	0	0	0	0	0	0	0	0

Licensee Comments: none

Reactor Coolant System Leakage



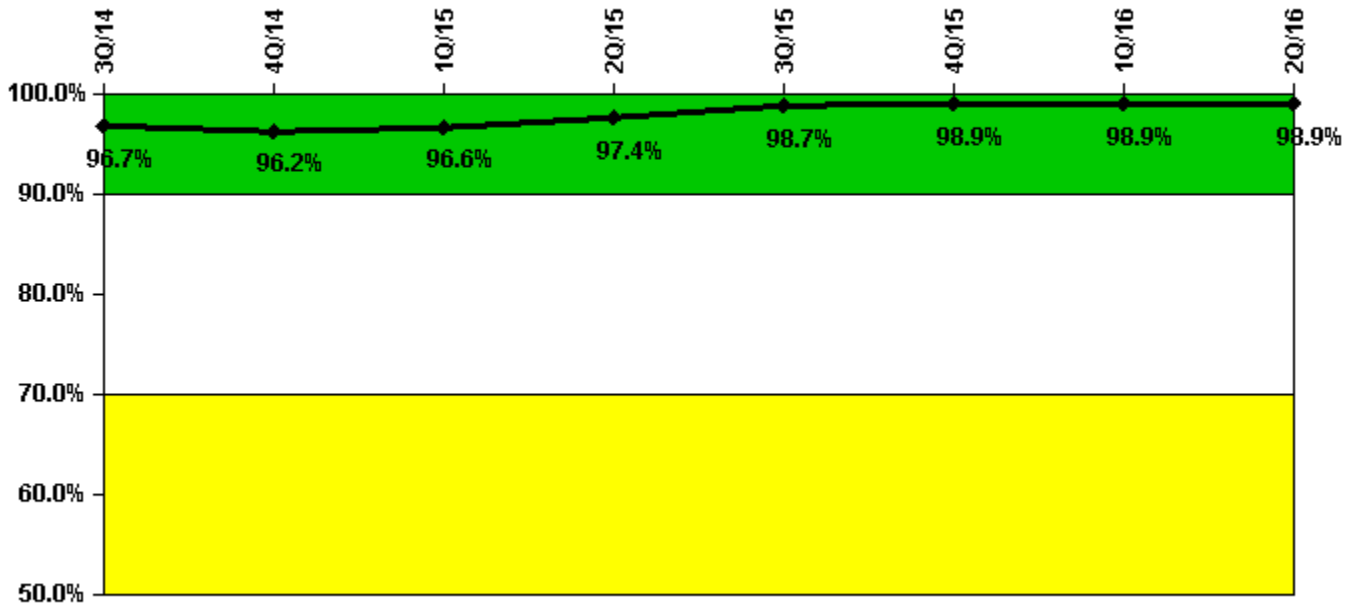
Thresholds: White > 50.0 Yellow > 100.0

Notes

Reactor Coolant System Leakage	7/14	8/14	9/14	10/14	11/14	12/14	1/15	2/15	3/15	4/15	5/15	6/15
Maximum leakage	0.278	0.317	0.304	N/A	0.058	0.049	0.048	0.093	0.071	0.044	0.034	0.040
Technical specification limit	10.0	10.0	10.0	10.0	10.0	10.0	10.0	10.0	10.0	10.0	10.0	10.0
Indicator value	2.8	3.2	3.0	N/A	0.6	0.5	0.5	0.9	0.7	0.4	0.3	0.4
Reactor Coolant System Leakage	7/15	8/15	9/15	10/15	11/15	12/15	1/16	2/16	3/16	4/16	5/16	6/16
Maximum leakage	0.087	0.058	0.084	0.051	0.059	0.036	0.051	0.057	0.025	0.055	0.047	0.052
Technical specification limit	10.0	10.0	10.0	10.0	10.0	10.0	10.0	10.0	10.0	10.0	10.0	10.0
Indicator value	0.9	0.6	0.8	0.5	0.6	0.4	0.5	0.6	0.3	0.6	0.5	0.5

Licensee Comments: none

Drill/Exercise Performance



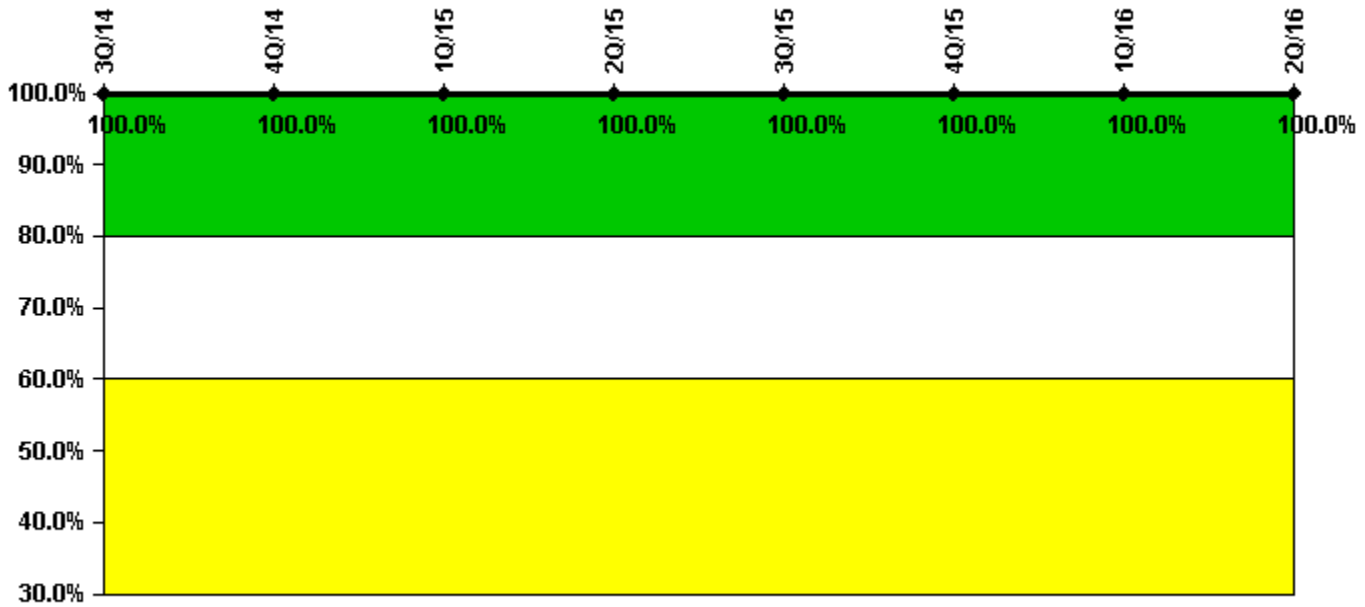
Thresholds: White < 90.0% Yellow < 70.0%

Notes

Drill/Exercise Performance	3Q/14	4Q/14	1Q/15	2Q/15	3Q/15	4Q/15	1Q/16	2Q/16
Successful opportunities	49.0	12.0	41.0	36.0	44.0	34.0	21.0	39.0
Total opportunities	50.0	12.0	41.0	36.0	44.0	34.0	23.0	39.0
Indicator value	96.7%	96.2%	96.6%	97.4%	98.7%	98.9%	98.9%	98.9%

Licensee Comments: none

ERO Drill Participation



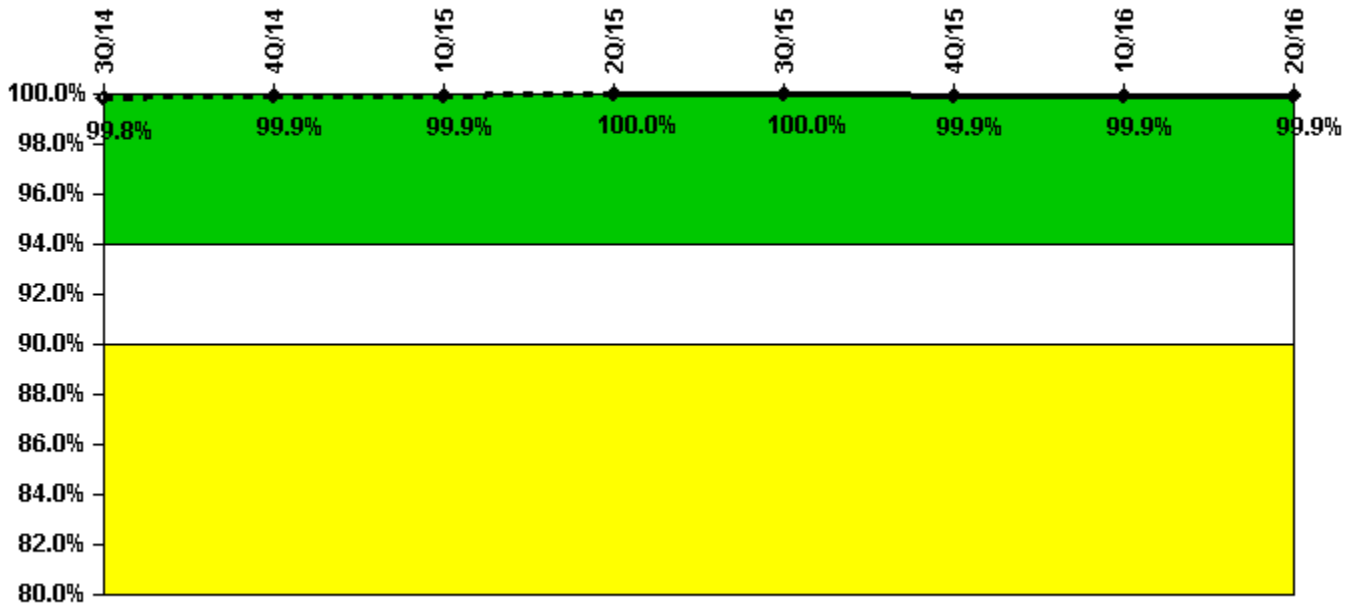
Thresholds: White < 80.0% Yellow < 60.0%

Notes

ERO Drill Participation	3Q/14	4Q/14	1Q/15	2Q/15	3Q/15	4Q/15	1Q/16	2Q/16
Participating Key personnel	179.0	175.0	174.0	173.0	170.0	162.0	164.0	167.0
Total Key personnel	179.0	175.0	174.0	173.0	170.0	162.0	164.0	167.0
Indicator value	100.0%	100.0%	100.0%	100.0%	100.0%	100.0%	100.0%	100.0%

Licensee Comments: none

Alert & Notification System



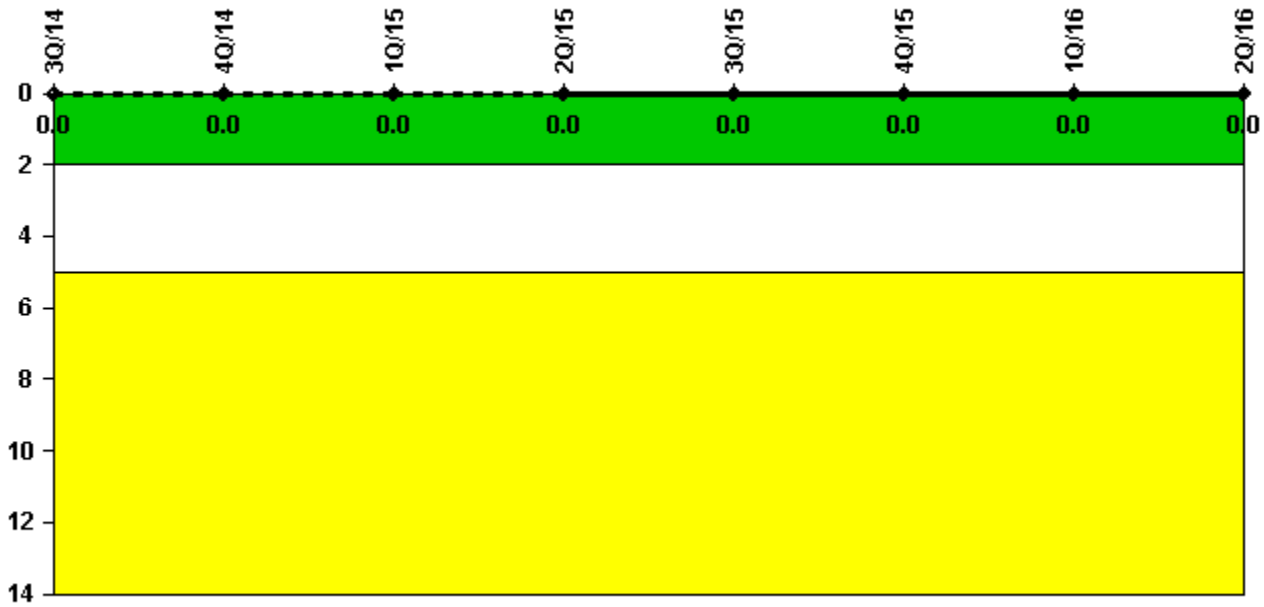
Thresholds: White < 94.0% Yellow < 90.0%

Notes

Alert & Notification System	3Q/14	4Q/14	1Q/15	2Q/15	3Q/15	4Q/15	1Q/16	2Q/16
Successful siren-tests	1876	1809	1807	1797	1804	1874	1807	1806
Total sirens-tests	1876	1809	1809	1797	1804	1876	1809	1809
Indicator value	99.8%	99.9%	99.9%	100.0%	100.0%	99.9%	99.9%	99.9%

Licensee Comments: none

Occupational Exposure Control Effectiveness



Thresholds: White > 2.0 Yellow > 5.0

Notes

Occupational Exposure Control Effectiveness	3Q/14	4Q/14	1Q/15	2Q/15	3Q/15	4Q/15	1Q/16	2Q/16
High radiation area occurrences	0	0	0	0	0	0	0	0
Very high radiation area occurrences	0	0	0	0	0	0	0	0
Unintended exposure occurrences	0	0	0	0	0	0	0	0
Indicator value	0	0	0	0	0	0	0	0

Licensee Comments: none

RETS/ODCM Radiological Effluent



Thresholds: White > 1.0 Yellow > 3.0

Notes

RETS/ODCM Radiological Effluent	3Q/14	4Q/14	1Q/15	2Q/15	3Q/15	4Q/15	1Q/16	2Q/16
RETS/ODCM occurrences	0	0	0	0	0	0	0	0
Indicator value	0	0	0	0	0	0	0	0

Licensee Comments: none

Although the Security Cornerstone is included in the Reactor Oversight Process assessment program, the Commission has decided that specific information related to findings and performance indicators pertaining to the Security Cornerstone will not be publicly available to ensure that security information is not provided to a possible adversary. Other than the fact that a finding or performance indicator is Green or Greater-Than-Green, security related information will not be displayed on the public web page.

▲ [Action Matrix Summary](#) | [Inspection Findings Summary](#) | [PI Summary](#) | [Reactor Oversight Process](#)

Last Modified: July 25, 2016