

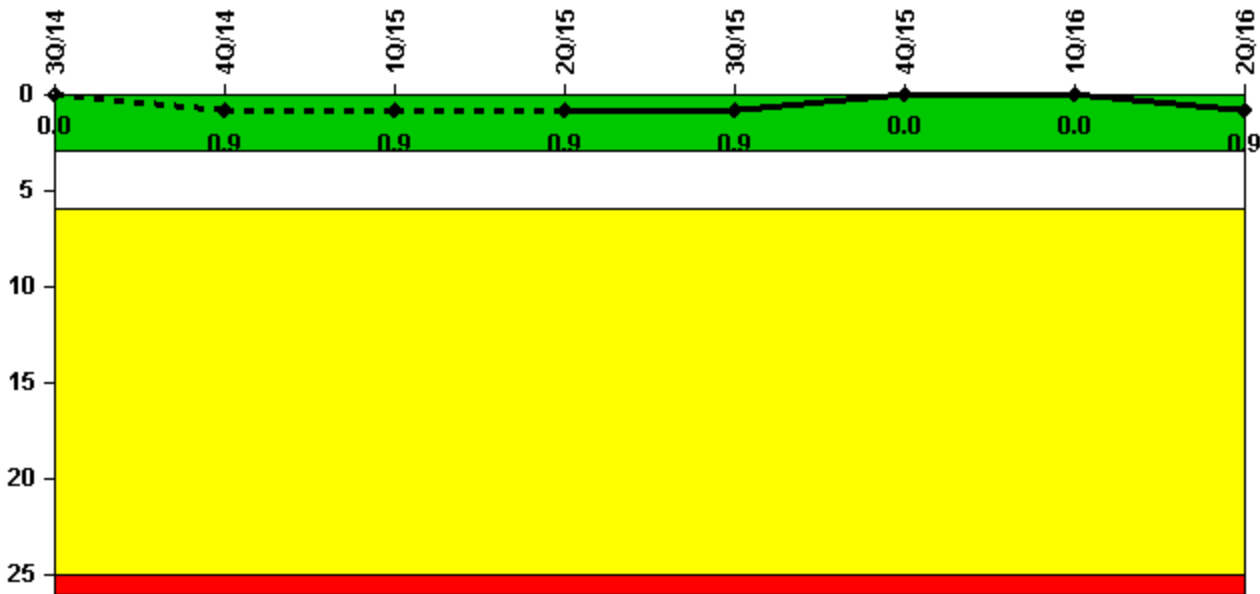
Farley 2

2Q/2016 Performance Indicators

The solid trend line represents the current reporting period.

Licensee's General Comments: none

Unplanned Scrams per 7000 Critical Hrs



Thresholds: White > 3.0 Yellow > 6.0 Red > 25.0

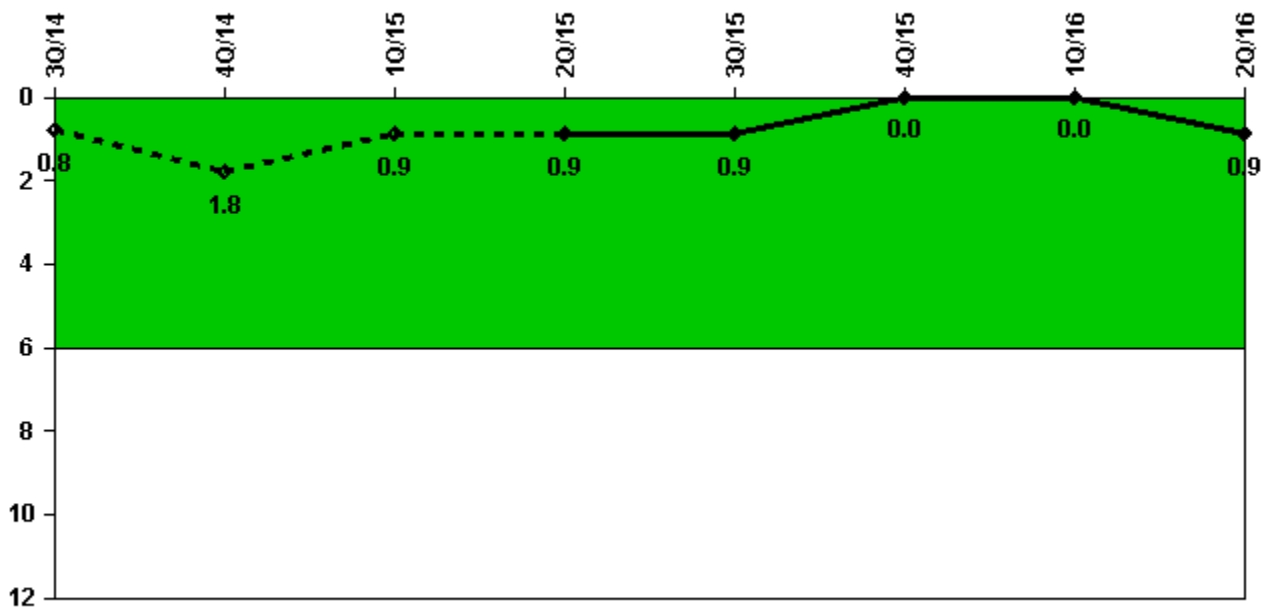
Notes

Unplanned Scrams per 7000 Critical Hrs	3Q/14	4Q/14	1Q/15	2Q/15	3Q/15	4Q/15	1Q/16	2Q/16
Unplanned scrams	0	1.0	0	0	0	0	0	1.0
Critical hours	2208.0	1322.0	2159.0	2184.0	2208.0	2080.2	2183.0	1453.8
Indicator value	0	0.9	0.9	0.9	0.9	0	0	0.9

Licensee Comments:

4Q/14: Reactor Trip (Manual) due to a loss of component cooling water (CCW) flow to the reactor coolant pumps.

Unplanned Power Changes per 7000 Critical Hrs



Thresholds: White > 6.0

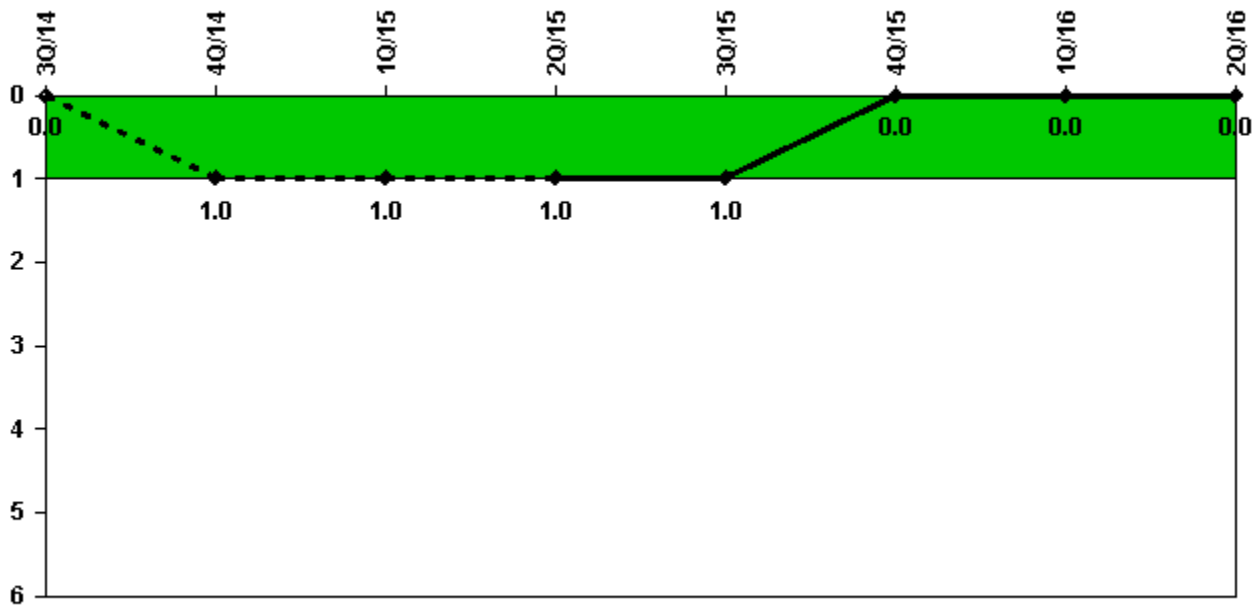
Notes

Unplanned Power Changes per 7000 Critical Hrs	3Q/14	4Q/14	1Q/15	2Q/15	3Q/15	4Q/15	1Q/16	2Q/16
Unplanned power changes	0	1.0	0	0	0	0	0	1.0
Critical hours	2208.0	1322.0	2159.0	2184.0	2208.0	2080.2	2183.0	1453.8
Indicator value	0.8	1.8	0.9	0.9	0.9	0	0	0.9

Licensee Comments:

4Q/14: Unplanned losses due to a steam leak in CTMT.

Unplanned Scrams with Complications



Thresholds: White > 1.0

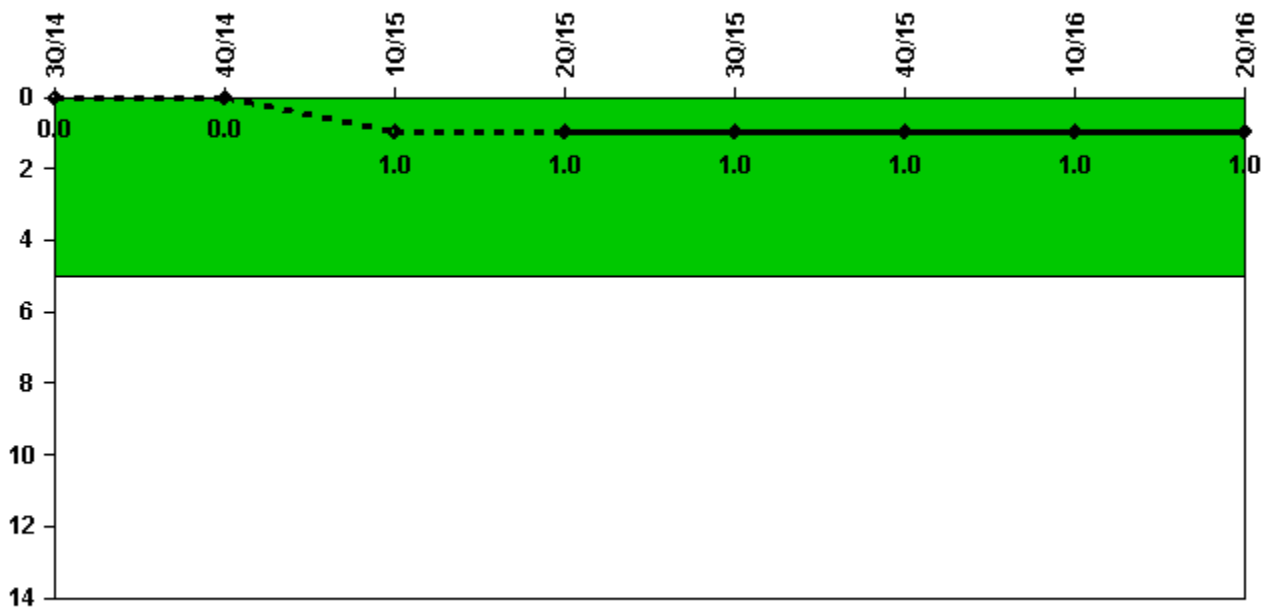
Notes

Unplanned Scrams with Complications	3Q/14	4Q/14	1Q/15	2Q/15	3Q/15	4Q/15	1Q/16	2Q/16
Scrams with complications	0	1.0	0	0	0	0	0	0
Indicator value	0.0	1.0	1.0	1.0	1.0	0.0	0.0	0.0

Licensee Comments:

4Q/14: Reactor Trip (Manual) due to a loss of component cooling water (CCW) flow to the reactor coolant pumps. This event was considered a scram with complications due to the loss of power to an ESF bus.

Safety System Functional Failures (PWR)



Thresholds: White > 5.0

Notes

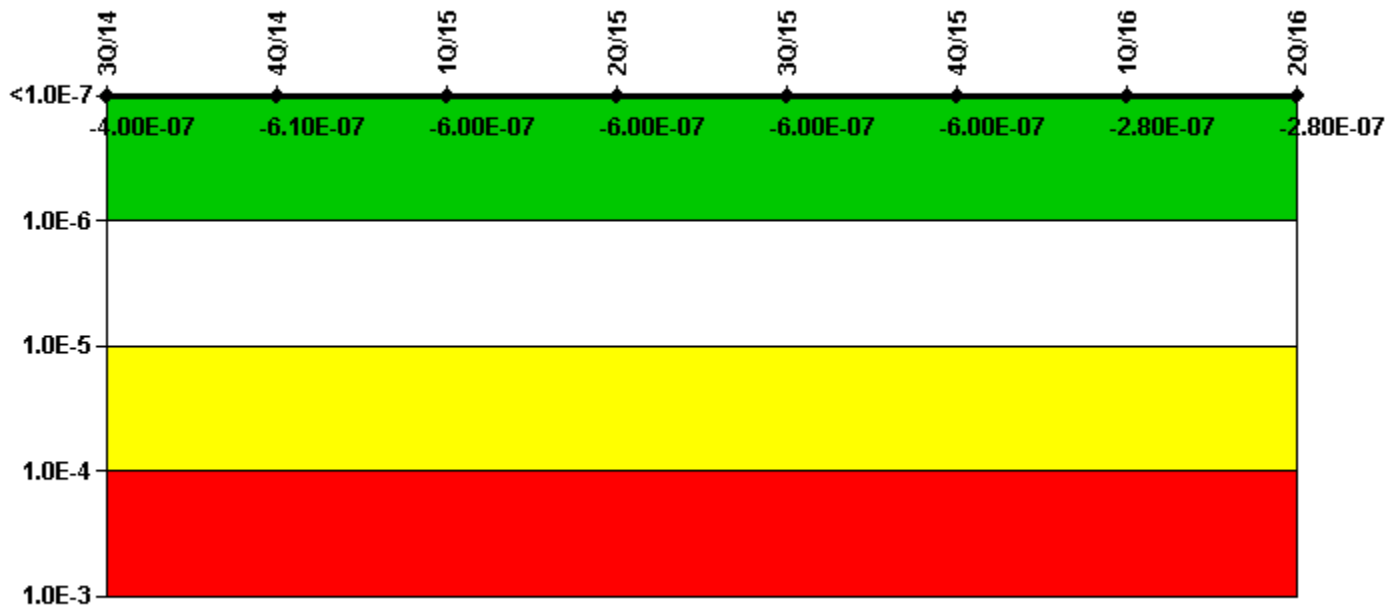
Safety System Functional Failures (PWR)	3Q/14	4Q/14	1Q/15	2Q/15	3Q/15	4Q/15	1Q/16	2Q/16
Safety System Functional Failures	0	0	1	0	0	0	1	0
Indicator value	0	0	1	1	1	1	1	1

Licensee Comments:

1Q/16: LER - 2015 005-00 Turbine Driven Auxiliary Feedwater in a Condition Prohibited by Technical Specifications due to a Design Issue per 10 CFR 50.73(a)(2)(v)(B)

1Q/15: LER 2015-001-00-Turbine Driven Auxiliary Feedwater Pump in a Condition Prohibited by Technical Specifications due to a Design Issue

Mitigating Systems Performance Index, Emergency AC Power System



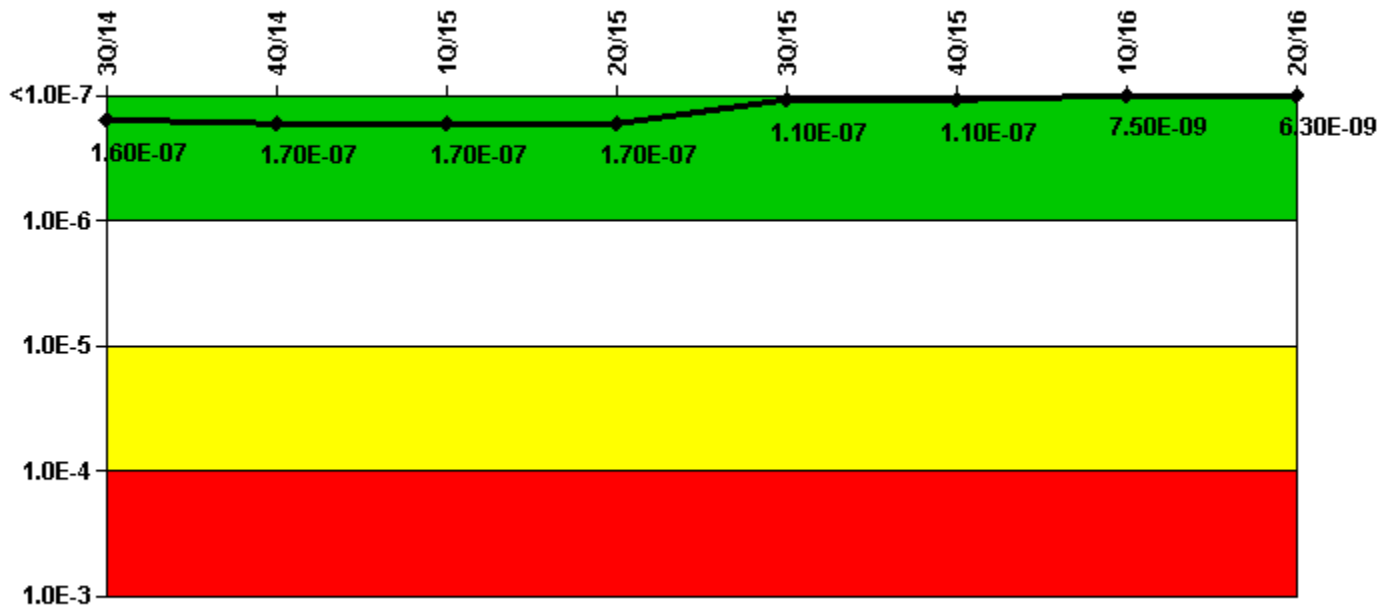
Thresholds: White > 1.00E-6 Yellow > 1.00E-5 Red > 1.00E-4

Notes

Mitigating Systems Performance Index, Emergency AC Power System	3Q/14	4Q/14	1Q/15	2Q/15	3Q/15	4Q/15	1Q/16	2Q/16
UAI (Δ CDF)	-3.59E-08	-5.36E-08	-4.46E-08	-3.76E-08	-3.76E-08	-3.75E-08	-3.03E-08	-3.01E-08
URI (Δ CDF)	-3.60E-07	-5.60E-07	-5.60E-07	-5.60E-07	-5.60E-07	-5.60E-07	-2.47E-07	-2.47E-07
PLE	NO	NO	NO	NO	NO	NO	NO	NO
Indicator value	-4.00E-07	-6.10E-07	-6.00E-07	-6.00E-07	-6.00E-07	-6.00E-07	-2.80E-07	-2.80E-07

Licensee Comments: none

Mitigating Systems Performance Index, High Pressure Injection System



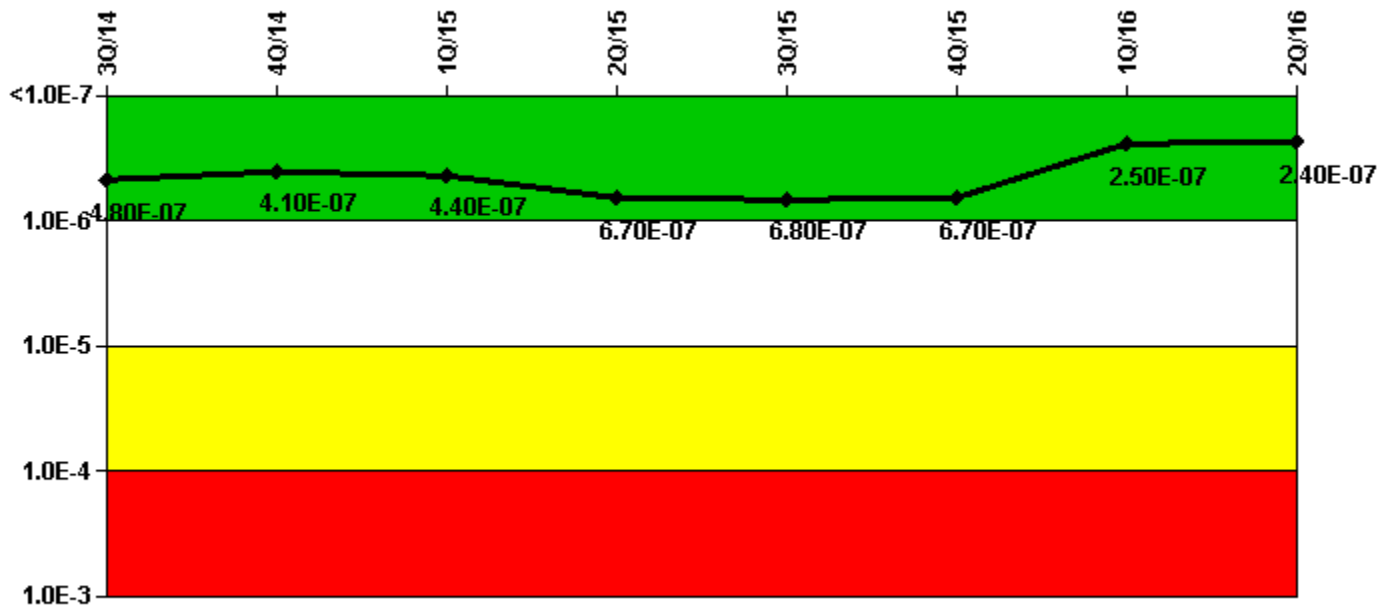
Thresholds: White > 1.00E-6 Yellow > 1.00E-5 Red > 1.00E-4

Notes

Mitigating Systems Performance Index, High Pressure Injection System	3Q/14	4Q/14	1Q/15	2Q/15	3Q/15	4Q/15	1Q/16	2Q/16
UAI (ΔCDF)	1.85E-07	1.95E-07	1.94E-07	1.96E-07	1.37E-07	1.40E-07	2.19E-08	2.07E-08
URI (ΔCDF)	-2.82E-08	-2.82E-08	-2.82E-08	-2.82E-08	-2.82E-08	-2.82E-08	-1.43E-08	-1.43E-08
PLE	NO	NO	NO	NO	NO	NO	NO	NO
Indicator value	1.60E-07	1.70E-07	1.70E-07	1.70E-07	1.10E-07	1.10E-07	7.50E-09	6.30E-09

Licensee Comments: none

Mitigating Systems Performance Index, Heat Removal System



Thresholds: White > 1.00E-6 Yellow > 1.00E-5 Red > 1.00E-4


Notes

Mitigating Systems Performance Index, Heat Removal System	3Q/14	4Q/14	1Q/15	2Q/15	3Q/15	4Q/15	1Q/16	2Q/16
UAI (ΔCDF)	2.51E-07	1.87E-07	2.18E-07	2.21E-07	2.35E-07	2.22E-07	1.09E-07	1.03E-07
URI (ΔCDF)	2.30E-07	2.25E-07	2.25E-07	4.44E-07	4.44E-07	4.44E-07	1.40E-07	1.40E-07
PLE	NO	NO	NO	NO	NO	NO	NO	NO
Indicator value	4.80E-07	4.10E-07	4.40E-07	6.70E-07	6.80E-07	6.70E-07	2.50E-07	2.40E-07

Licensee Comments:

4Q/15: An evaluation is pending for the Nov 2015 failure on Unit 2 Heat Removal.

Mitigating Systems Performance Index, Residual Heat Removal System



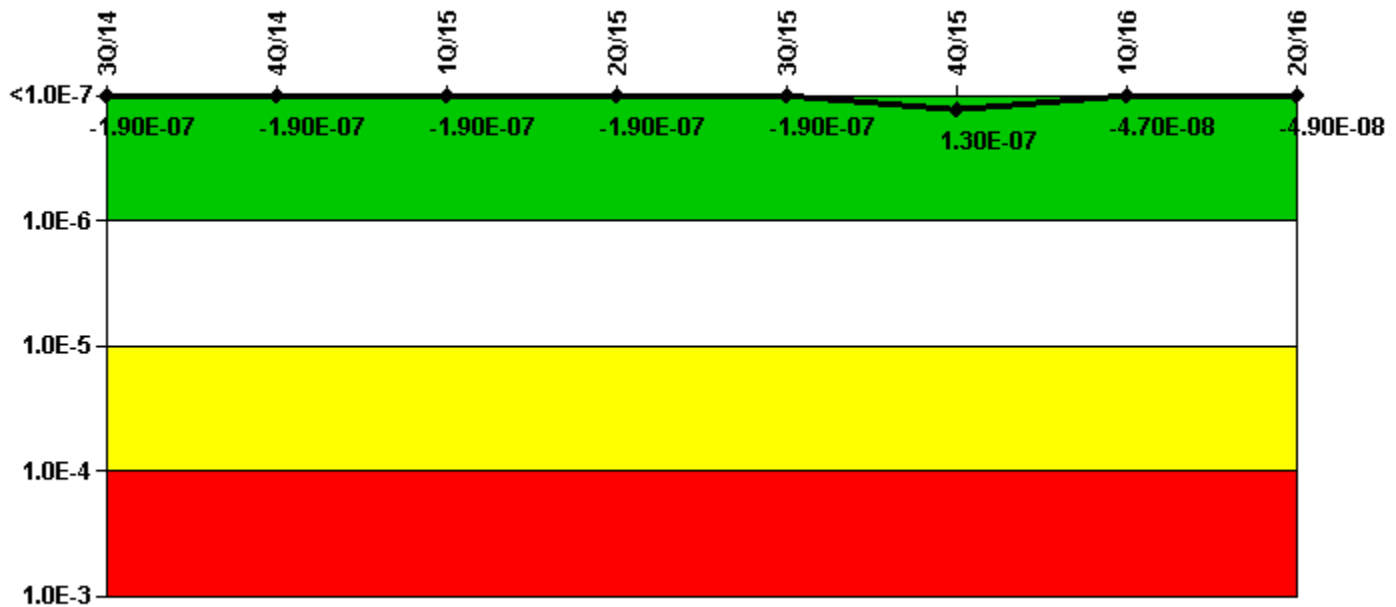
Thresholds: White > 1.00E-6 Yellow > 1.00E-5 Red > 1.00E-4

Notes

Mitigating Systems Performance Index, Residual Heat Removal System	3Q/14	4Q/14	1Q/15	2Q/15	3Q/15	4Q/15	1Q/16	2Q/16
UAI (Δ CDF)	-7.74E-08	-7.74E-08	-7.74E-08	-7.74E-08	-7.74E-08	-7.74E-08	-7.60E-08	-7.60E-08
URI (Δ CDF)	-2.25E-07	-2.25E-07	-2.25E-07	-2.25E-07	-2.25E-07	-2.25E-07	-2.05E-07	-2.05E-07
PLE	NO	NO	NO	NO	NO	NO	NO	NO
Indicator value	-3.00E-07	-3.00E-07	-3.00E-07	-3.00E-07	-3.00E-07	-3.00E-07	-2.80E-07	-2.80E-07

Licensee Comments: none

Mitigating Systems Performance Index, Cooling Water Systems



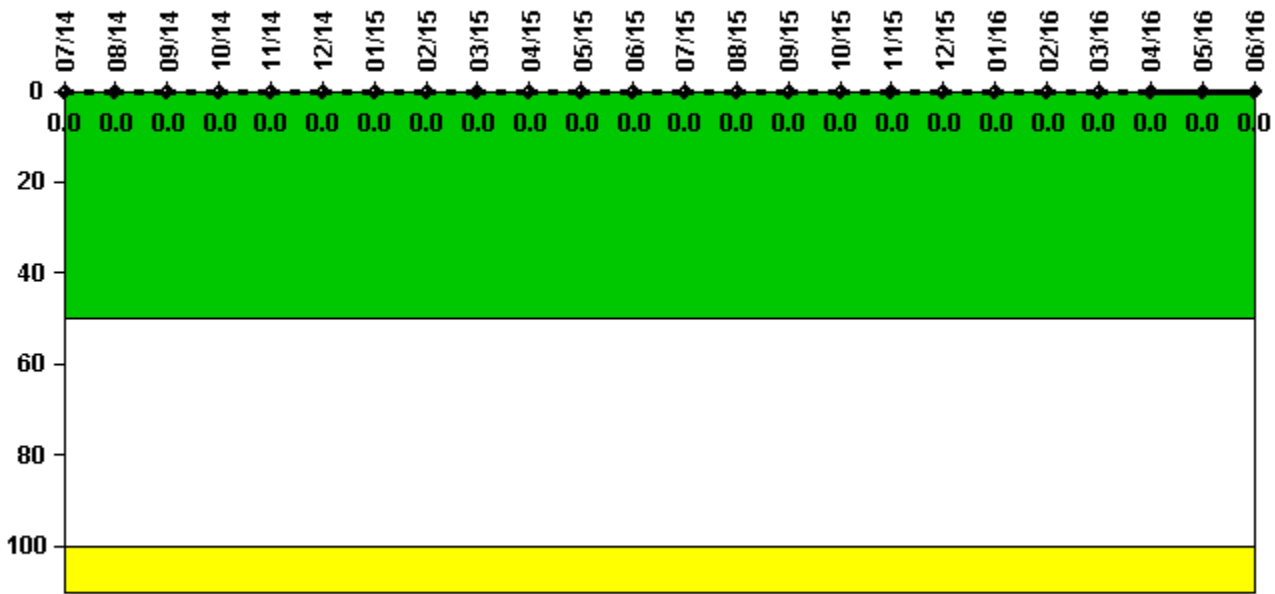
Thresholds: White > 1.00E-6 Yellow > 1.00E-5 Red > 1.00E-4

Notes

Mitigating Systems Performance Index, Cooling Water Systems	3Q/14	4Q/14	1Q/15	2Q/15	3Q/15	4Q/15	1Q/16	2Q/16
UAI (Δ CDF)	1.81E-08	1.84E-08	2.38E-08	2.30E-08	2.33E-08	2.71E-08	3.82E-08	3.63E-08
URI (Δ CDF)	-2.12E-07	-2.12E-07	-2.12E-07	-2.12E-07	-2.12E-07	9.84E-08	-8.50E-08	-8.50E-08
PLE	NO	NO	NO	NO	NO	NO	NO	NO
Indicator value	-1.90E-07	-1.90E-07	-1.90E-07	-1.90E-07	-1.90E-07	1.30E-07	-4.70E-08	-4.90E-08

Licensee Comments: none

Reactor Coolant System Activity



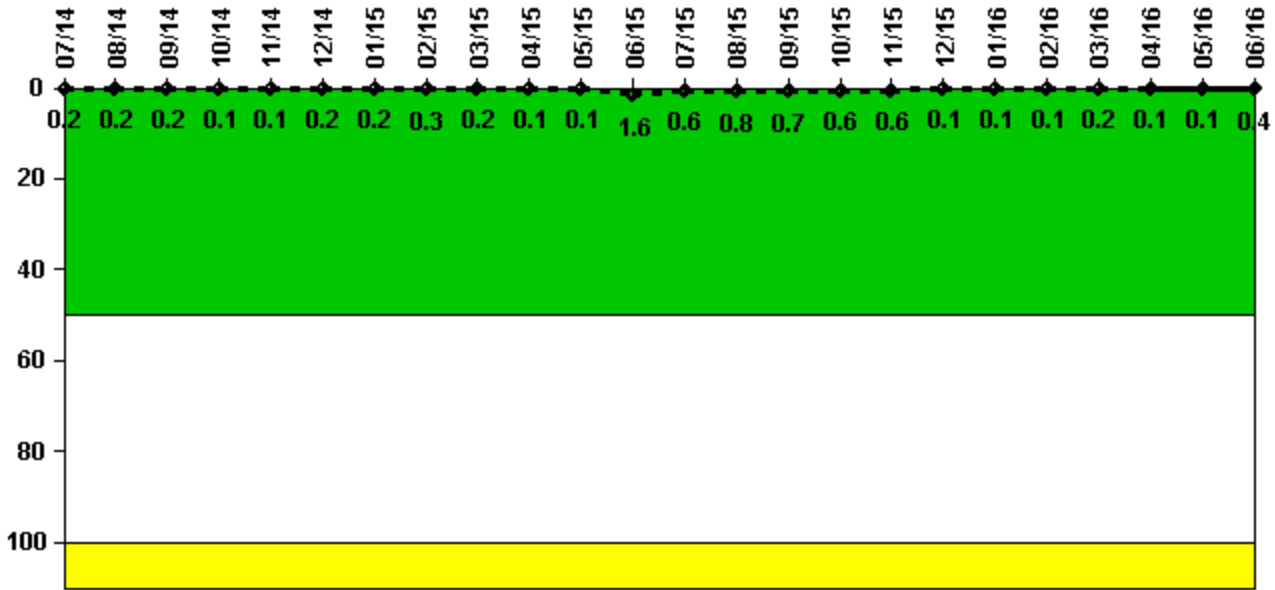
Thresholds: White > 50.0 Yellow > 100.0

Notes

Reactor Coolant System Activity	7/14	8/14	9/14	10/14	11/14	12/14	1/15	2/15	3/15	4/15	5/15	6/15
Maximum activity	0.000048	0.000047	0.000047	0.000169	0.000019	0.000027	0.000029	0.000034	0.000038	0.000032	0.000037	0.000038
Technical specification limit	0.5	0.5	0.5	0.5	0.5	0.5	0.5	0.5	0.5	0.5	0.5	0.5
Indicator value	0	0	0	0	0	0	0	0	0	0	0	0
Reactor Coolant System Activity	7/15	8/15	9/15	10/15	11/15	12/15	1/16	2/16	3/16	4/16	5/16	6/16
Maximum activity	0.000046	0.000042	0.000037	0.000043	0.000040	0.000045	0.000042	0.000046	0.000047	0.000042	0.000025	0.000023
Technical specification limit	0.5	0.5	0.5	0.5	0.5	0.5	0.5	0.5	0.5	0.5	0.5	0.5
Indicator value	0	0	0	0	0	0	0	0	0	0	0	0

Licensee Comments: none

Reactor Coolant System Leakage



Thresholds: White > 50.0 Yellow > 100.0

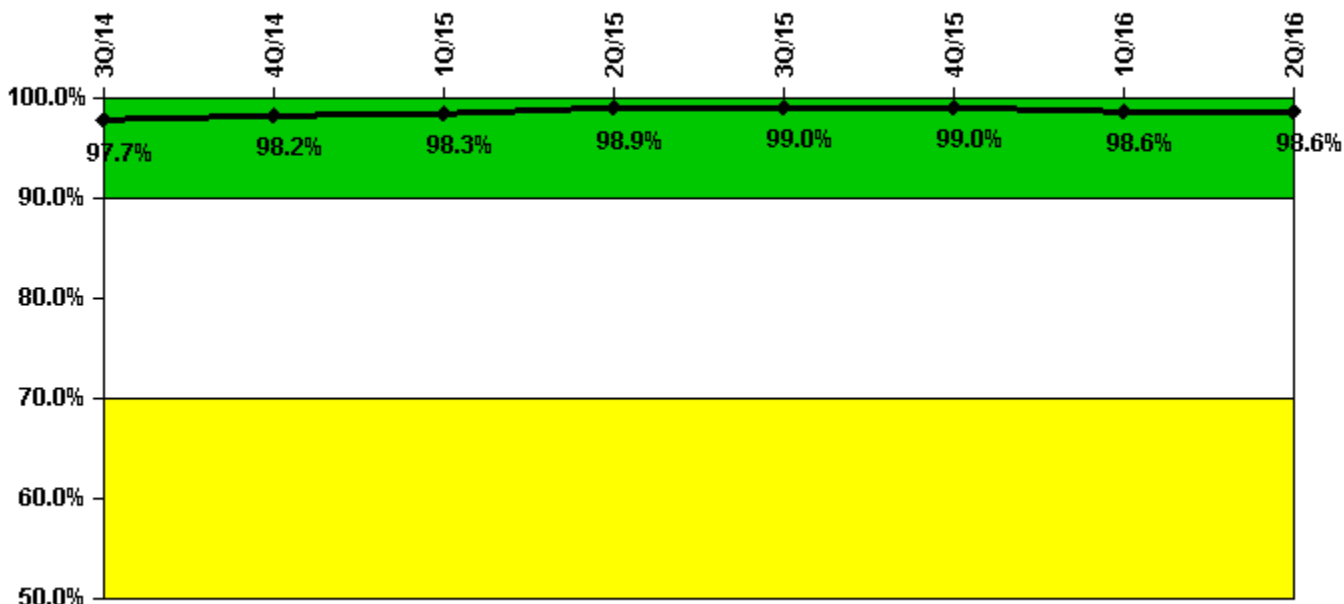
Notes

Reactor Coolant System Leakage	7/14	8/14	9/14	10/14	11/14	12/14	1/15	2/15	3/15	4/15	5/15	6/15
Maximum leakage	0.019	0.024	0.019	0.012	0.012	0.019	0.018	0.025	0.021	0.014	0.014	0.156
Technical specification limit	10.0	10.0	10.0	10.0	10.0	10.0	10.0	10.0	10.0	10.0	10.0	10.0
Indicator value	0.2	0.2	0.2	0.1	0.1	0.2	0.2	0.3	0.2	0.1	0.1	1.6

Reactor Coolant System Leakage	7/15	8/15	9/15	10/15	11/15	12/15	1/16	2/16	3/16	4/16	5/16	6/16
Maximum leakage	0.059	0.077	0.074	0.064	0.062	0.014	0.014	0.012	0.017	0.011	0.014	0.042
Technical specification limit	10.0	10.0	10.0	10.0	10.0	10.0	10.0	10.0	10.0	10.0	10.0	10.0
Indicator value	0.6	0.8	0.7	0.6	0.6	0.1	0.1	0.1	0.2	0.1	0.1	0.4

Licensee Comments: none

Drill/Exercise Performance



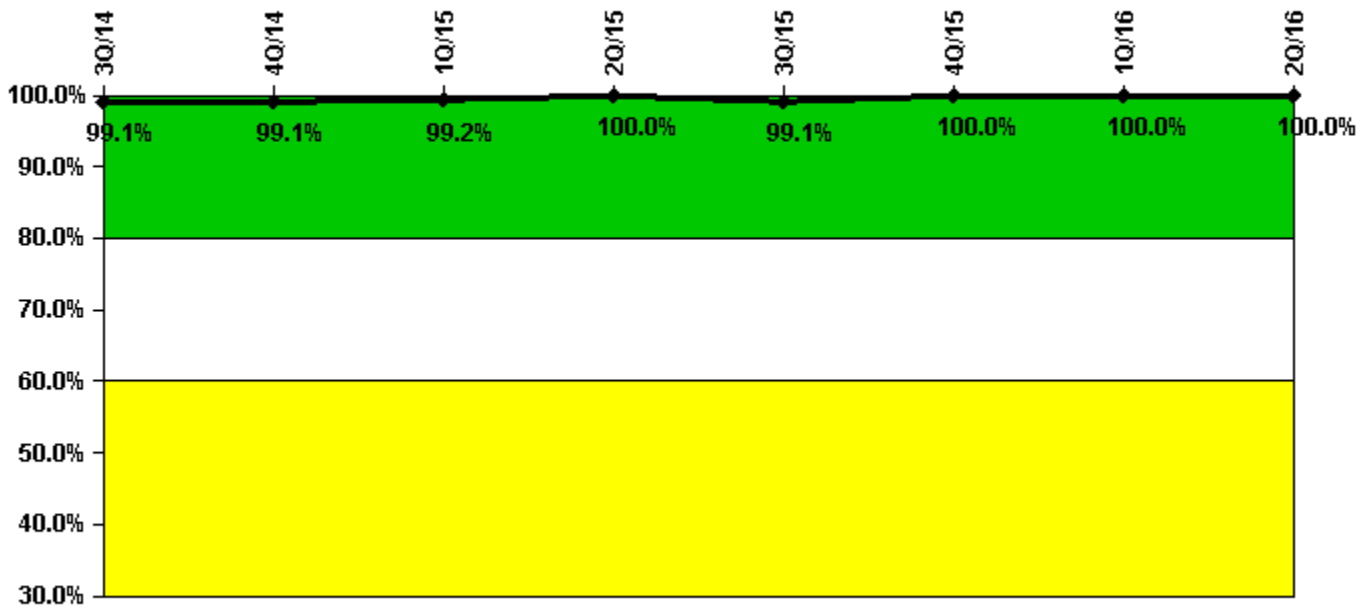
Thresholds: White < 90.0% Yellow < 70.0%

Notes

Drill/Exercise Performance	3Q/14	4Q/14	1Q/15	2Q/15	3Q/15	4Q/15	1Q/16	2Q/16
Successful opportunities	52.0	20.0	63.0	22.0	59.0	22.0	82.0	39.0
Total opportunities	52.0	20.0	63.0	23.0	59.0	22.0	85.0	40.0
Indicator value	97.7%	98.2%	98.3%	98.9%	99.0%	99.0%	98.6%	98.6%

Licensee Comments: none

ERO Drill Participation



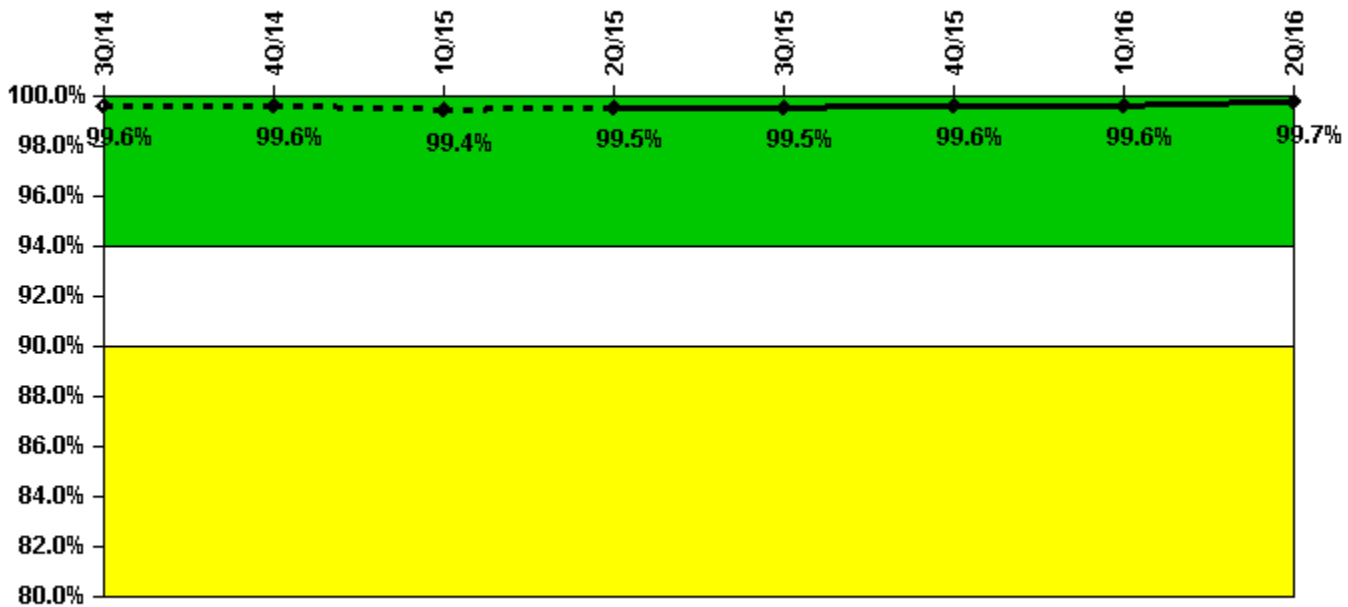
Thresholds: White < 80.0% Yellow < 60.0%

Notes

ERO Drill Participation	3Q/14	4Q/14	1Q/15	2Q/15	3Q/15	4Q/15	1Q/16	2Q/16
Participating Key personnel	110.0	114.0	118.0	115.0	114.0	120.0	120.0	116.0
Total Key personnel	111.0	115.0	119.0	115.0	115.0	120.0	120.0	116.0
Indicator value	99.1%	99.1%	99.2%	100.0%	99.1%	100.0%	100.0%	100.0%

Licensee Comments: none

Alert & Notification System



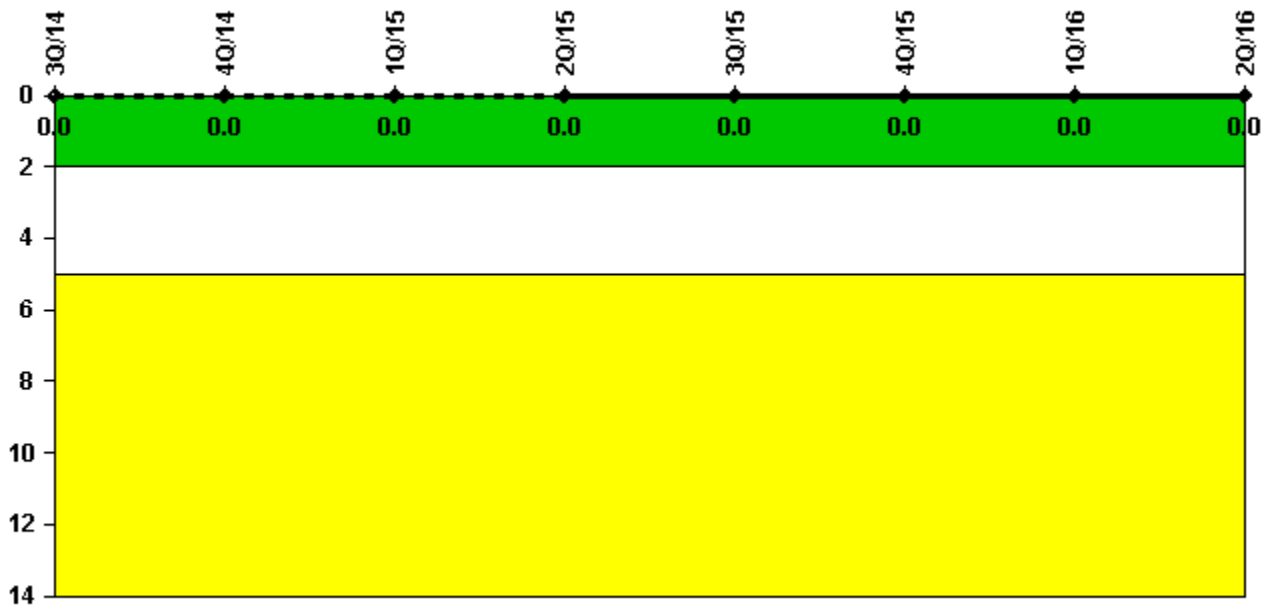
Thresholds: White < 94.0% Yellow < 90.0%

Notes

Alert & Notification System	3Q/14	4Q/14	1Q/15	2Q/15	3Q/15	4Q/15	1Q/16	2Q/16
Successful siren-tests	1151	1151	1148	1154	1150	1244	1152	1157
Total sirens-tests	1157	1157	1157	1157	1157	1246	1157	1157
Indicator value	99.6%	99.6%	99.4%	99.5%	99.5%	99.6%	99.6%	99.7%

Licensee Comments: none

Occupational Exposure Control Effectiveness



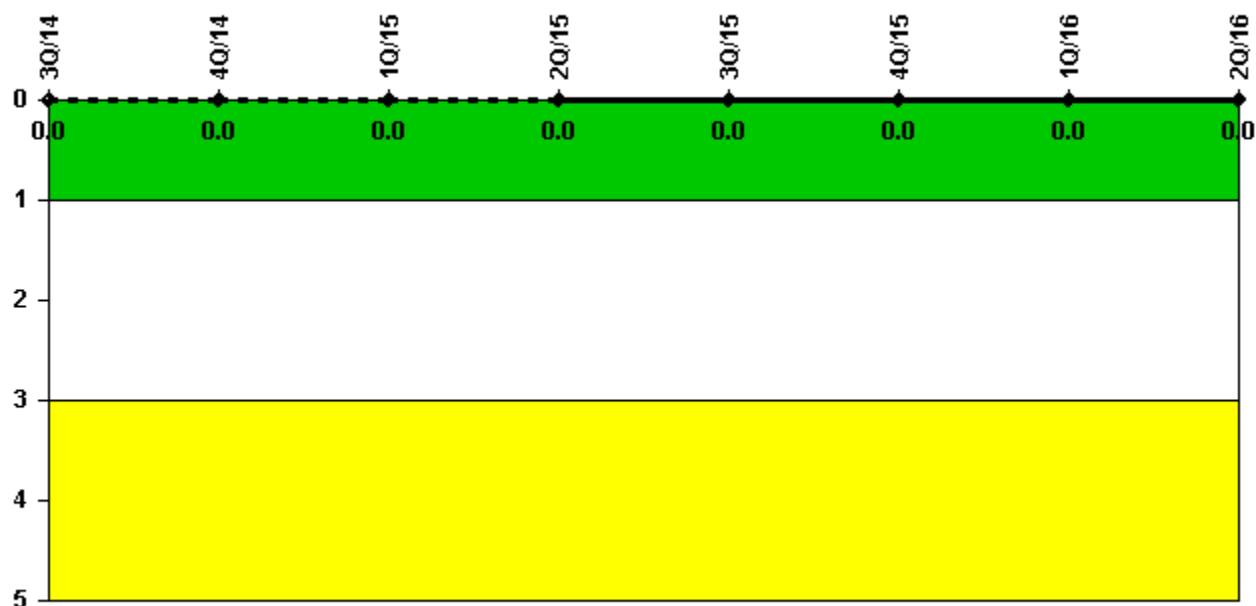
Thresholds: White > 2.0 Yellow > 5.0

Notes

Occupational Exposure Control Effectiveness	3Q/14	4Q/14	1Q/15	2Q/15	3Q/15	4Q/15	1Q/16	2Q/16
High radiation area occurrences	0	0	0	0	0	0	0	0
Very high radiation area occurrences	0	0	0	0	0	0	0	0
Unintended exposure occurrences	0	0	0	0	0	0	0	0
Indicator value	0	0	0	0	0	0	0	0

Licensee Comments: none

RETS/ODCM Radiological Effluent



Thresholds: White > 1.0 Yellow > 3.0

Notes

RETS/ODCM Radiological Effluent	3Q/14	4Q/14	1Q/15	2Q/15	3Q/15	4Q/15	1Q/16	2Q/16
RETS/ODCM occurrences	0	0	0	0	0	0	0	0
Indicator value	0	0	0	0	0	0	0	0

Licensee Comments: none

Although the Security Cornerstone is included in the Reactor Oversight Process assessment program, the Commission has decided that specific information related to findings and performance indicators pertaining to the Security Cornerstone will not be publicly available to ensure that security information is not provided to a possible adversary. Other than the fact that a finding or performance indicator is Green or Greater-Than-Green, security related information will not be displayed on the public web page.

▲ [Action Matrix Summary](#) | [Inspection Findings Summary](#) | [PI Summary](#) | [Reactor Oversight Process](#)

Last Modified: July 25, 2016