

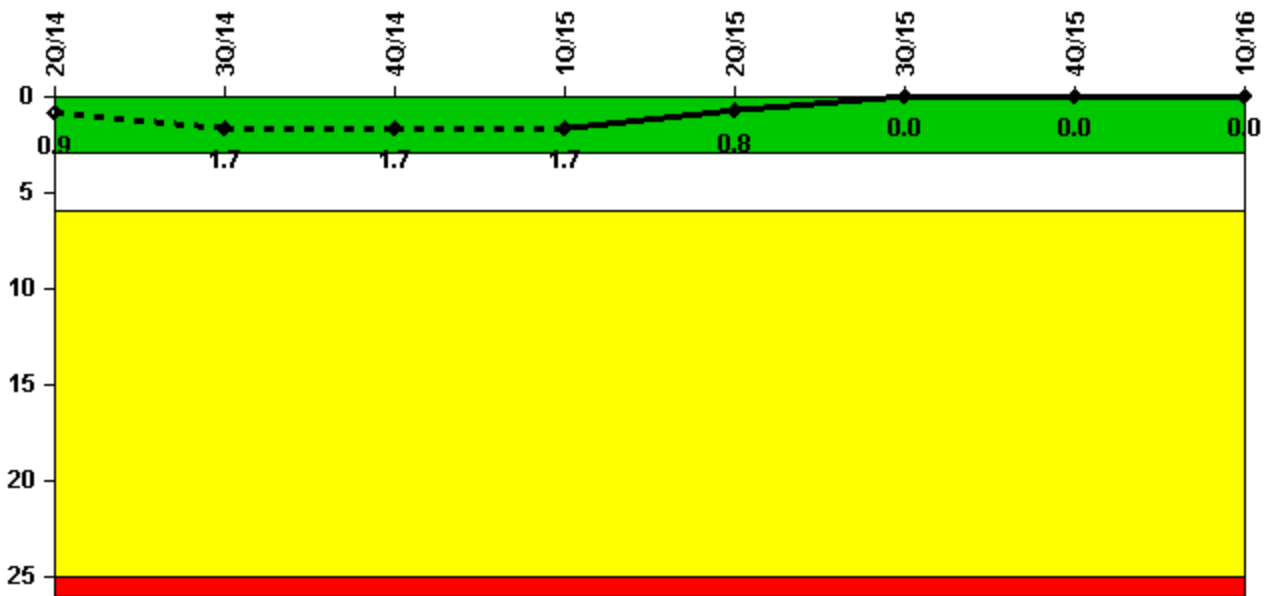
Vogtle 1

1Q/2016 Performance Indicators

The solid trend line represents the current reporting period.

Licensee's General Comments: none

Unplanned Scrams per 7000 Critical Hrs



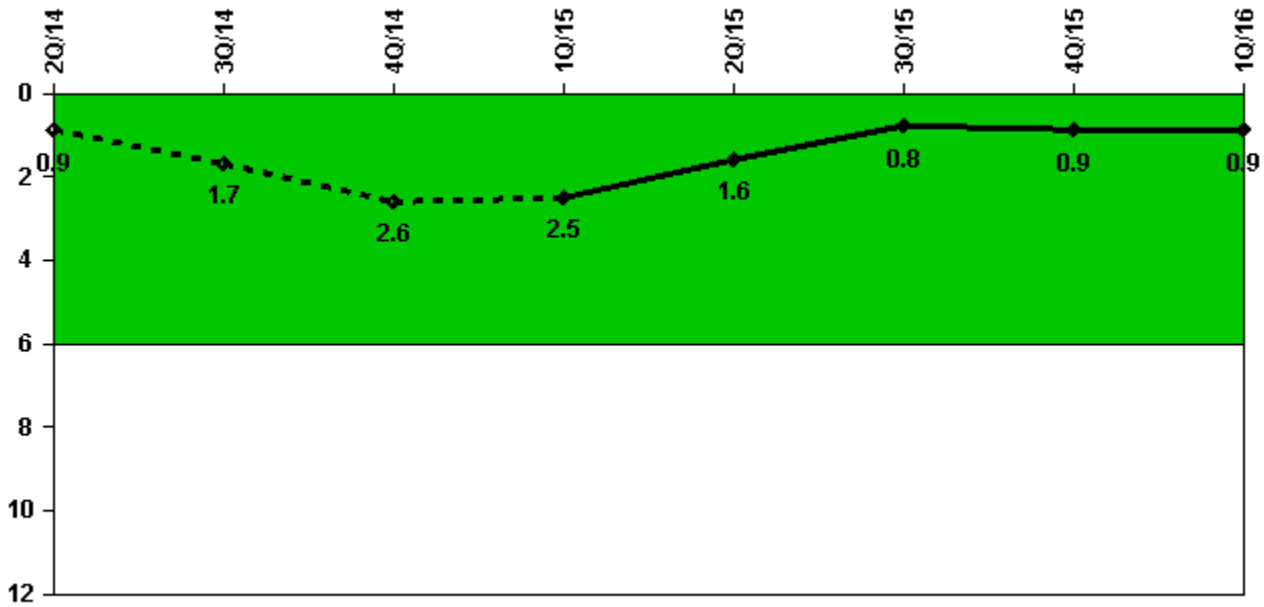
Thresholds: White > 3.0 Yellow > 6.0 Red > 25.0

Notes

Unplanned Scrams per 7000 Critical Hrs	2Q/14	3Q/14	4Q/14	1Q/15	2Q/15	3Q/15	4Q/15	1Q/16
Unplanned scrams	1.0	1.0	0	0	0	0	0	0
Critical hours	1923.3	2107.6	2209.0	2159.0	2184.0	1948.9	1687.2	2183.0
Indicator value	0.9	1.7	1.7	1.7	0.8	0	0	0

Licensee Comments: none

Unplanned Power Changes per 7000 Critical Hrs



Thresholds: White > 6.0

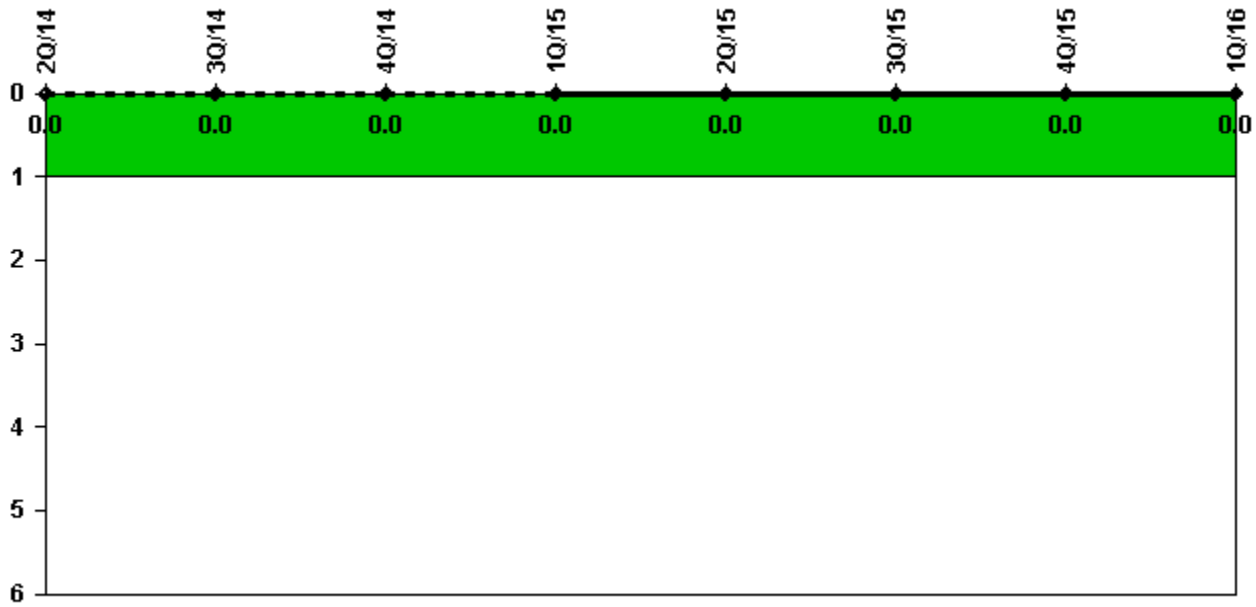
Notes

Unplanned Power Changes per 7000 Critical Hrs	2Q/14	3Q/14	4Q/14	1Q/15	2Q/15	3Q/15	4Q/15	1Q/16
Unplanned power changes	1.0	1.0	1.0	0	0	0	1.0	0
Critical hours	1923.3	2107.6	2209.0	2159.0	2184.0	1948.9	1687.2	2183.0
Indicator value	0.9	1.7	2.6	2.5	1.6	0.8	0.9	0.9

Licensee Comments:

3Q/14: Notice of Enforcement Discretion (NOED No. 14-2-03) dated August 27, 2014, was received by Plant Vogtle which allowed Unit 2 to continue operation beyond the Technical Specification limit for Unit shutdown to complete repairs on 2B Containment Spray Pump. An unplanned power change of greater than 20% would have been reported without this NOED from the NRC.

Unplanned Scrams with Complications



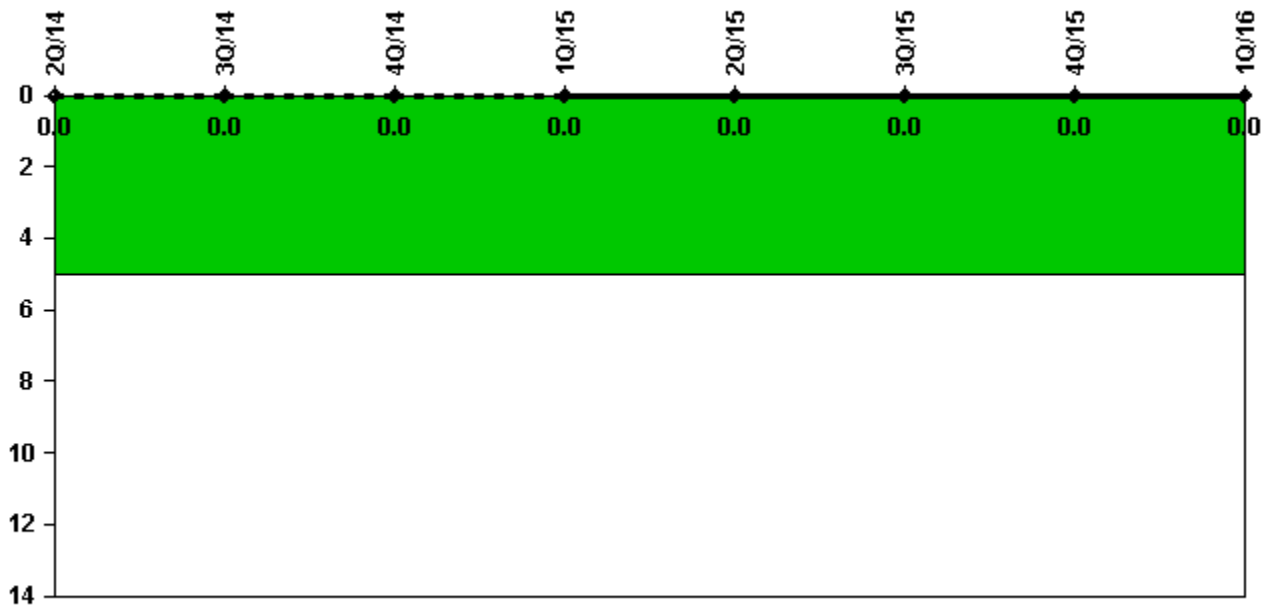
Thresholds: White > 1.0

Notes

Unplanned Scrams with Complications	2Q/14	3Q/14	4Q/14	1Q/15	2Q/15	3Q/15	4Q/15	1Q/16
Scrams with complications	0	0	0	0	0	0	0	0
Indicator value	0.0	0.0	0.0	0.0	0.0	0.0	0.0	0.0

Licensee Comments: none

Safety System Functional Failures (PWR)



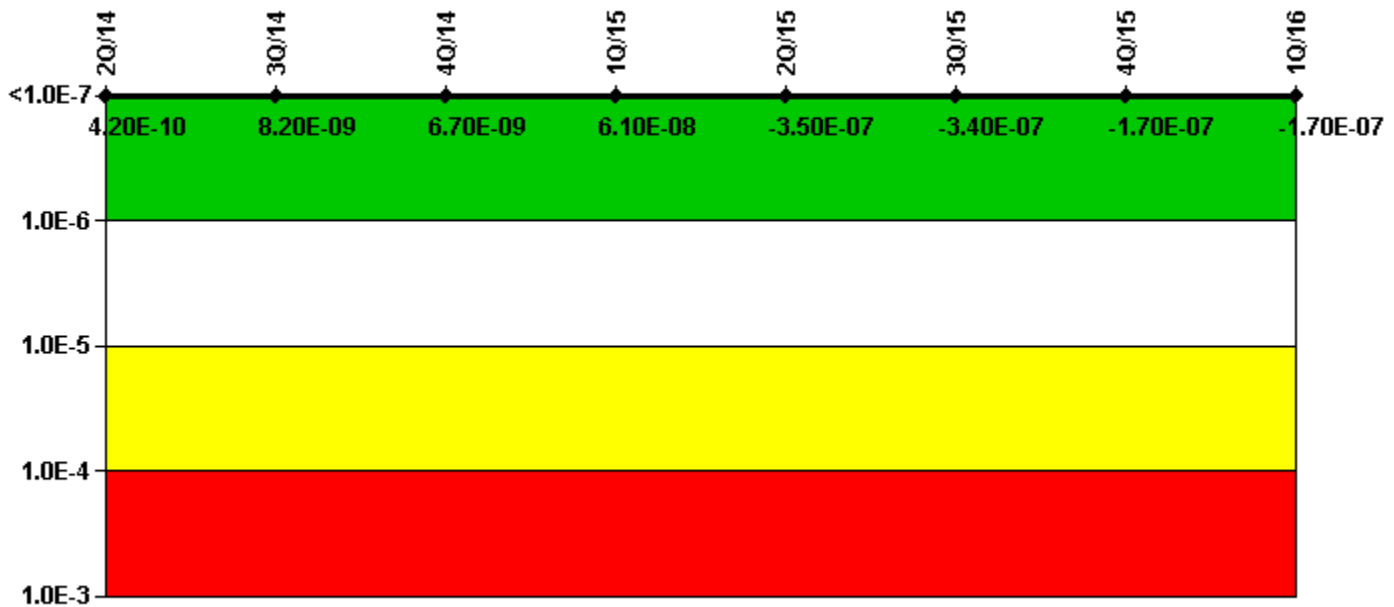
Thresholds: White > 5.0

Notes

Safety System Functional Failures (PWR)	2Q/14	3Q/14	4Q/14	1Q/15	2Q/15	3Q/15	4Q/15	1Q/16
Safety System Functional Failures	0	0	0	0	0	0	0	0
Indicator value	0	0	0	0	0	0	0	0

Licensee Comments: none

Mitigating Systems Performance Index, Emergency AC Power System



Thresholds: White > 1.00E-6 Yellow > 1.00E-5 Red > 1.00E-4

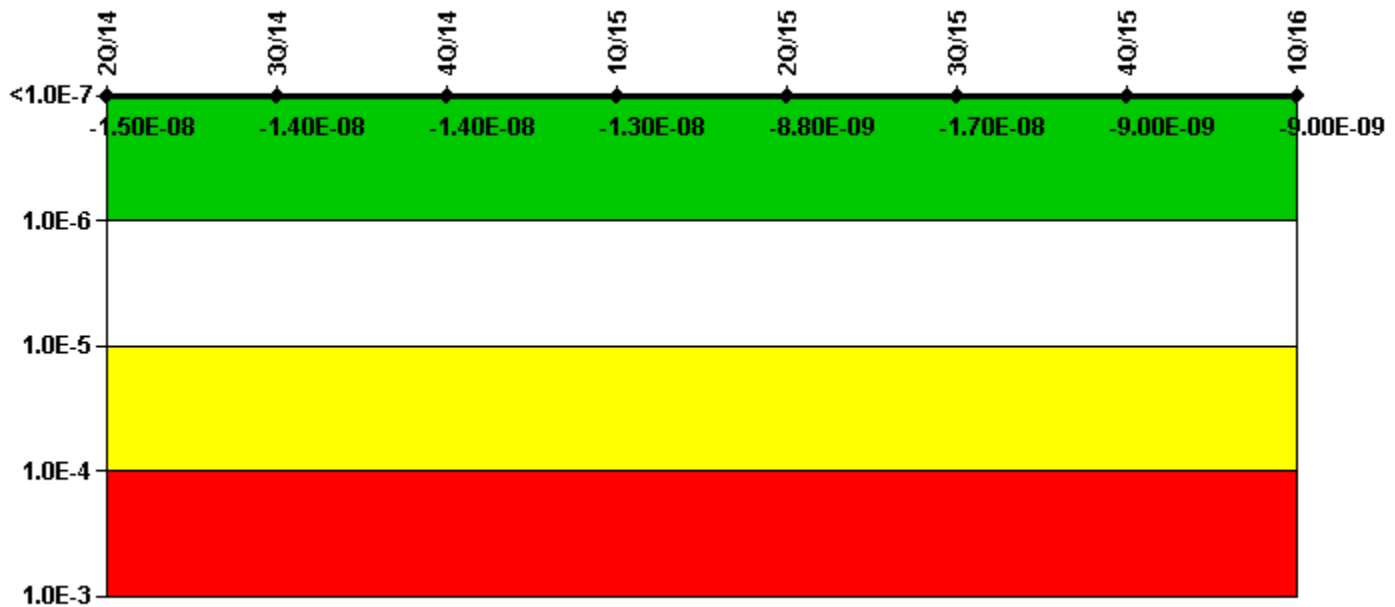
Notes

Mitigating Systems Performance Index, Emergency AC Power System	2Q/14	3Q/14	4Q/14	1Q/15	2Q/15	3Q/15	4Q/15	1Q/16
UAI (Δ CDF)	1.52E-08	1.66E-08	1.61E-08	3.13E-08	2.65E-08	2.51E-08	4.21E-08	4.23E-08
URI (Δ CDF)	-1.48E-08	-8.43E-09	-9.39E-09	2.94E-08	-3.72E-07	-3.67E-07	-2.13E-07	-2.13E-07
PLE	NO	NO	NO	NO	NO	NO	NO	NO
Indicator value	4.20E-10	8.20E-09	6.70E-09	6.10E-08	-3.50E-07	-3.40E-07	-1.70E-07	-1.70E-07

Licensee Comments:

4Q/15: Changed PRA Parameter(s).

Mitigating Systems Performance Index, High Pressure Injection System



Thresholds: White > 1.00E-6 Yellow > 1.00E-5 Red > 1.00E-4

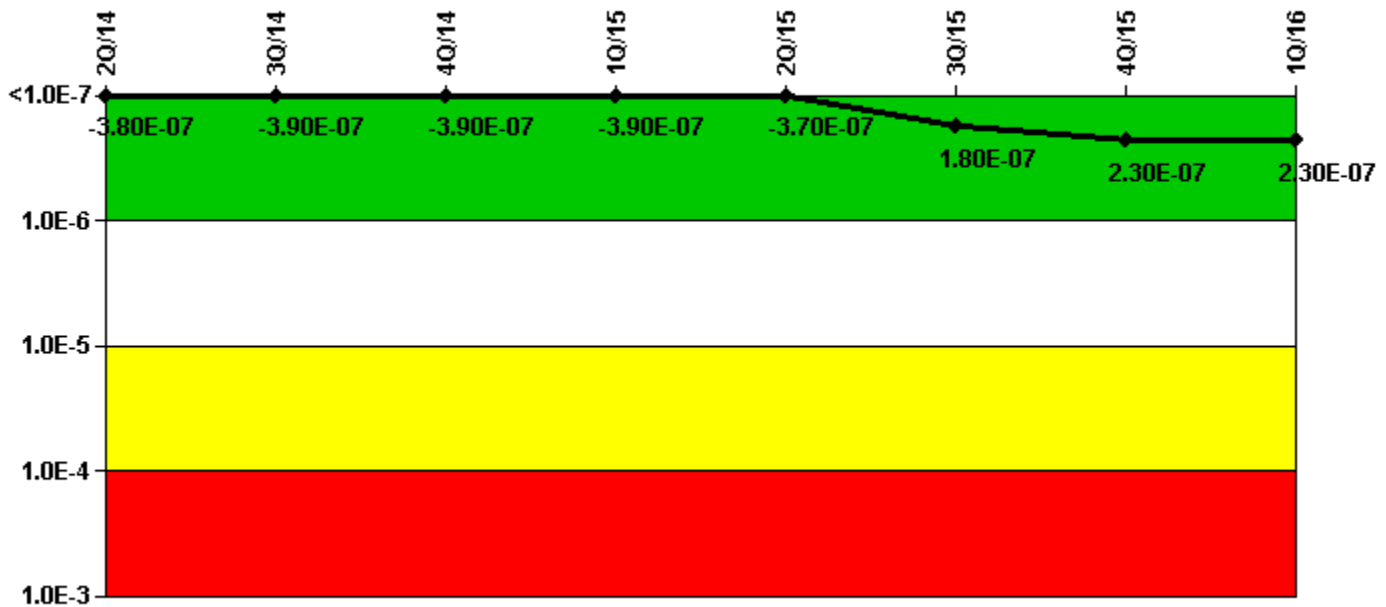
Notes

Mitigating Systems Performance Index, High Pressure Injection System	2Q/14	3Q/14	4Q/14	1Q/15	2Q/15	3Q/15	4Q/15	1Q/16
UAI (Δ CDF)	-2.10E-09	-1.87E-09	-1.32E-09	-7.84E-10	3.91E-09	-4.35E-09	-2.10E-09	-2.10E-09
URI (Δ CDF)	-1.25E-08	-1.25E-08	-1.25E-08	-1.26E-08	-1.27E-08	-1.31E-08	-6.91E-09	-6.86E-09
PLE	NO	NO	NO	NO	NO	NO	NO	NO
Indicator value	-1.50E-08	-1.40E-08	-1.40E-08	-1.30E-08	-8.80E-09	-1.70E-08	-9.00E-09	-9.00E-09

Licensee Comments:

4Q/15: Changed PRA Parameter(s).

Mitigating Systems Performance Index, Heat Removal System



Thresholds: White > 1.00E-6 Yellow > 1.00E-5 Red > 1.00E-4

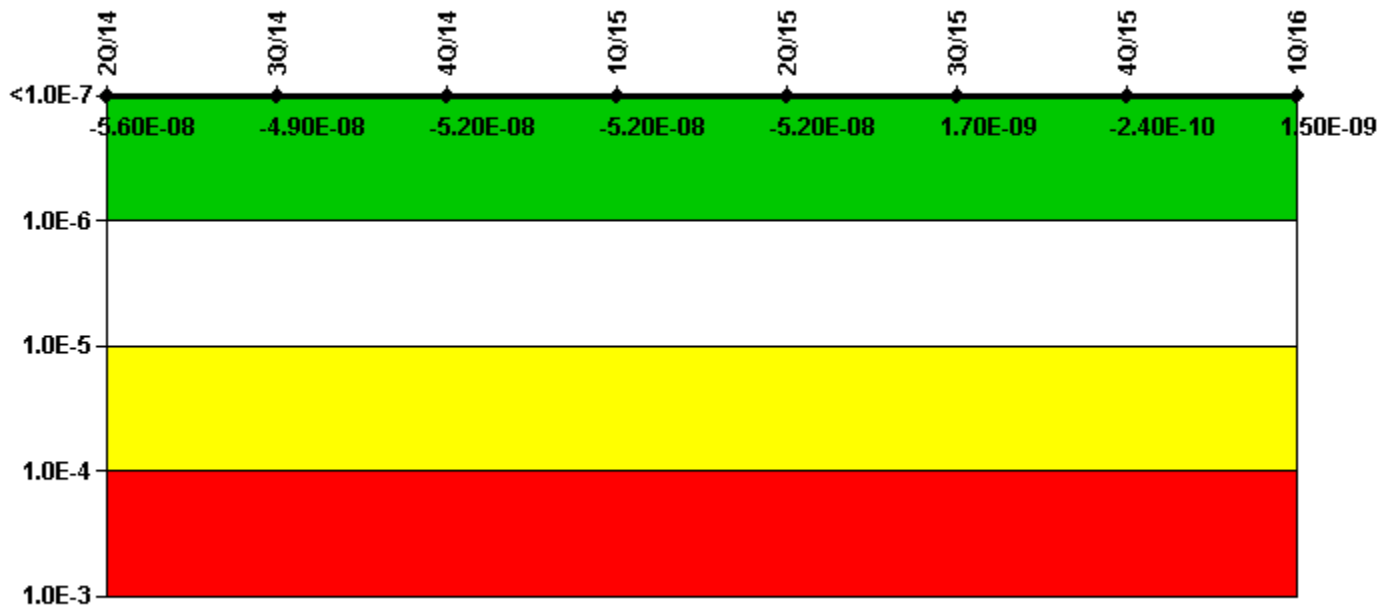
Notes

Mitigating Systems Performance Index, Heat Removal System	2Q/14	3Q/14	4Q/14	1Q/15	2Q/15	3Q/15	4Q/15	1Q/16
UAI (Δ CDF)	-5.37E-08	-5.35E-08	-5.19E-08	-5.27E-08	-4.38E-08	-7.53E-08	-3.27E-08	-3.26E-08
URI (Δ CDF)	-3.29E-07	-3.34E-07	-3.34E-07	-3.34E-07	-3.30E-07	2.55E-07	2.59E-07	2.59E-07
PLE	NO	NO	NO	NO	NO	NO	NO	NO
Indicator value	-3.80E-07	-3.90E-07	-3.90E-07	-3.90E-07	-3.70E-07	1.80E-07	2.30E-07	2.30E-07

Licensee Comments:

4Q/15: Changed PRA Parameter(s).

Mitigating Systems Performance Index, Residual Heat Removal System



Thresholds: White > 1.00E-6 Yellow > 1.00E-5 Red > 1.00E-4

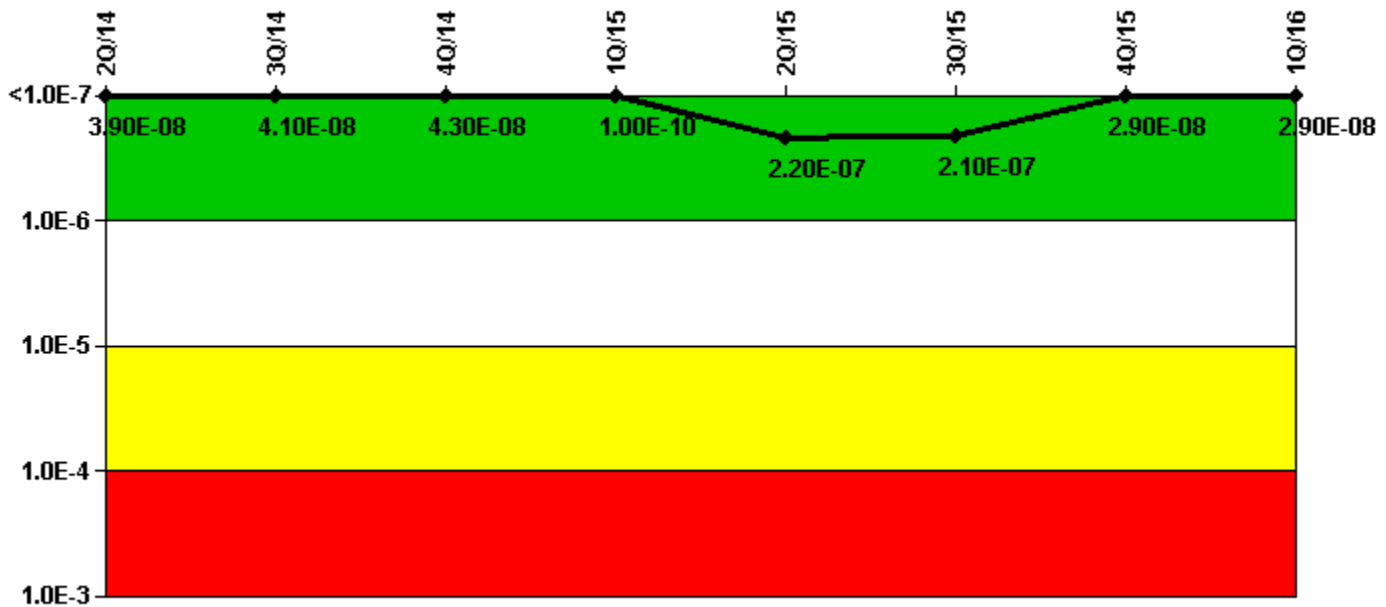
Notes

Mitigating Systems Performance Index, Residual Heat Removal System	2Q/14	3Q/14	4Q/14	1Q/15	2Q/15	3Q/15	4Q/15	1Q/16
UAI (Δ CDF)	-1.15E-08	-4.79E-09	-7.53E-09	-7.50E-09	-7.48E-09	4.43E-08	2.39E-08	2.57E-08
URI (Δ CDF)	-4.44E-08	-4.44E-08	-4.43E-08	-4.42E-08	-4.42E-08	-4.26E-08	-2.41E-08	-2.41E-08
PLE	NO	NO	NO	NO	NO	NO	NO	NO
Indicator value	-5.60E-08	-4.90E-08	-5.20E-08	-5.20E-08	-5.20E-08	1.70E-09	-2.40E-10	1.50E-09

Licensee Comments:

4Q/15: Changed PRA Parameter(s).

Mitigating Systems Performance Index, Cooling Water Systems



Thresholds: White > 1.00E-6 Yellow > 1.00E-5 Red > 1.00E-4

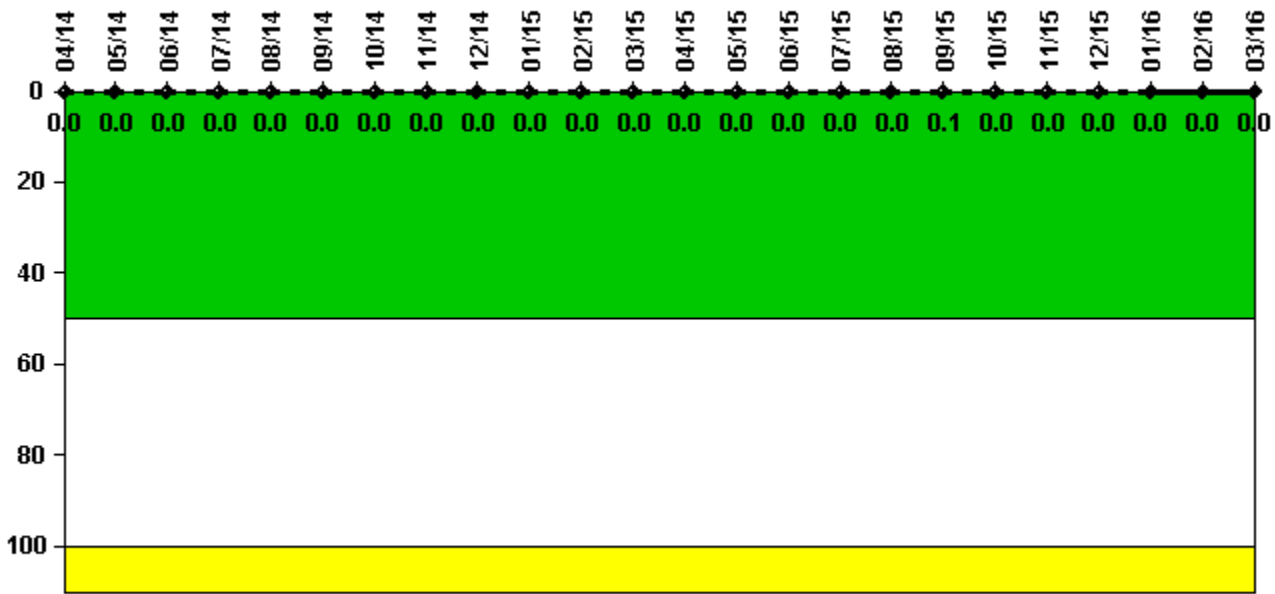
Notes

Mitigating Systems Performance Index, Cooling Water Systems	2Q/14	3Q/14	4Q/14	1Q/15	2Q/15	3Q/15	4Q/15	1Q/16
UAI (ΔCDF)	5.25E-10	1.08E-09	1.08E-09	1.87E-08	2.34E-07	2.33E-07	3.66E-08	3.66E-08
URI (ΔCDF)	3.87E-08	3.97E-08	4.19E-08	-1.86E-08	-1.87E-08	-1.82E-08	-7.33E-09	-7.24E-09
PLE	NO	NO	NO	NO	NO	NO	NO	NO
Indicator value	3.90E-08	4.10E-08	4.30E-08	1.00E-10	2.20E-07	2.10E-07	2.90E-08	2.90E-08

Licensee Comments:

4Q/15: Changed PRA Parameter(s).

Reactor Coolant System Activity



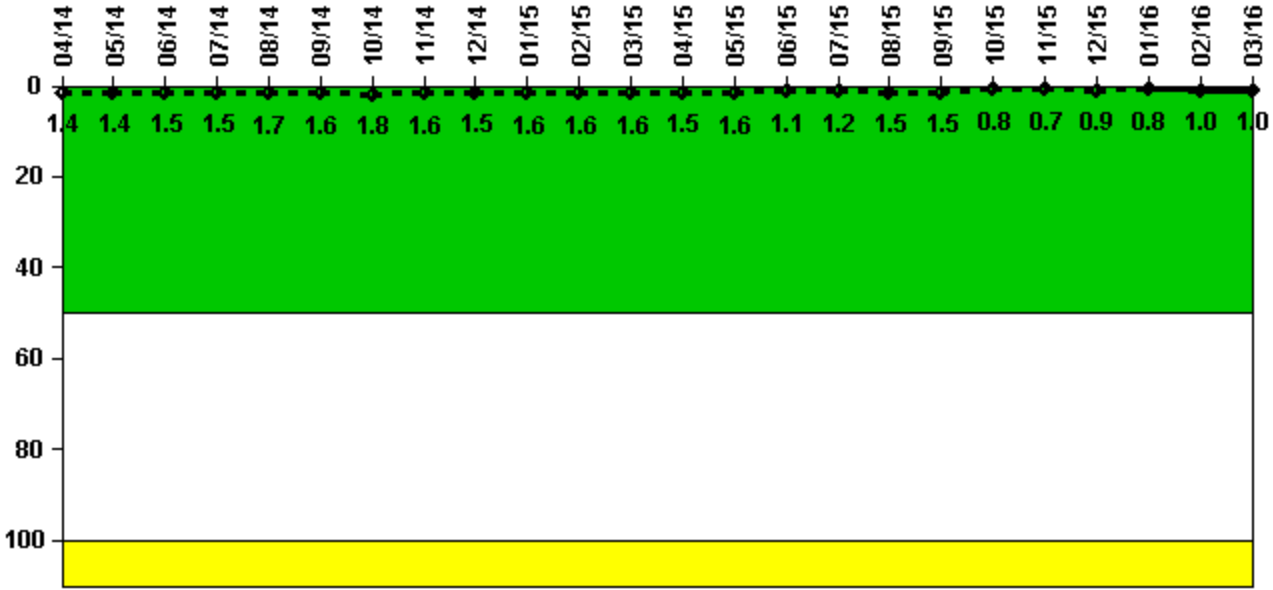
Thresholds: White > 50.0 Yellow > 100.0

Notes

Reactor Coolant System Activity	4/14	5/14	6/14	7/14	8/14	9/14	10/14	11/14	12/14	1/15	2/15	3/15
Maximum activity	0.000073	0.000157	0.000136	0.000132	0.000129	0.000128	0.000127	0.000172	0.000138	0.000148	0.000151	0.000148
Technical specification limit	1.0	1.0	1.0	1.0	1.0	1.0	1.0	1.0	1.0	1.0	1.0	1.0
Indicator value	0	0	0	0	0	0	0	0	0	0	0	0
Reactor Coolant System Activity	4/15	5/15	6/15	7/15	8/15	9/15	10/15	11/15	12/15	1/16	2/16	3/16
Maximum activity	0.000172	0.000151	0.000169	0.000169	0.000176	0.000623	0.000040	0.000096	0.000090	0.000079	0.000094	0.000097
Technical specification limit	1.0	1.0	1.0	1.0	1.0	1.0	1.0	1.0	1.0	1.0	1.0	1.0
Indicator value	0	0	0	0	0	0.1	0	0	0	0	0	0

Licensee Comments: none

Reactor Coolant System Leakage



Thresholds: White > 50.0 Yellow > 100.0

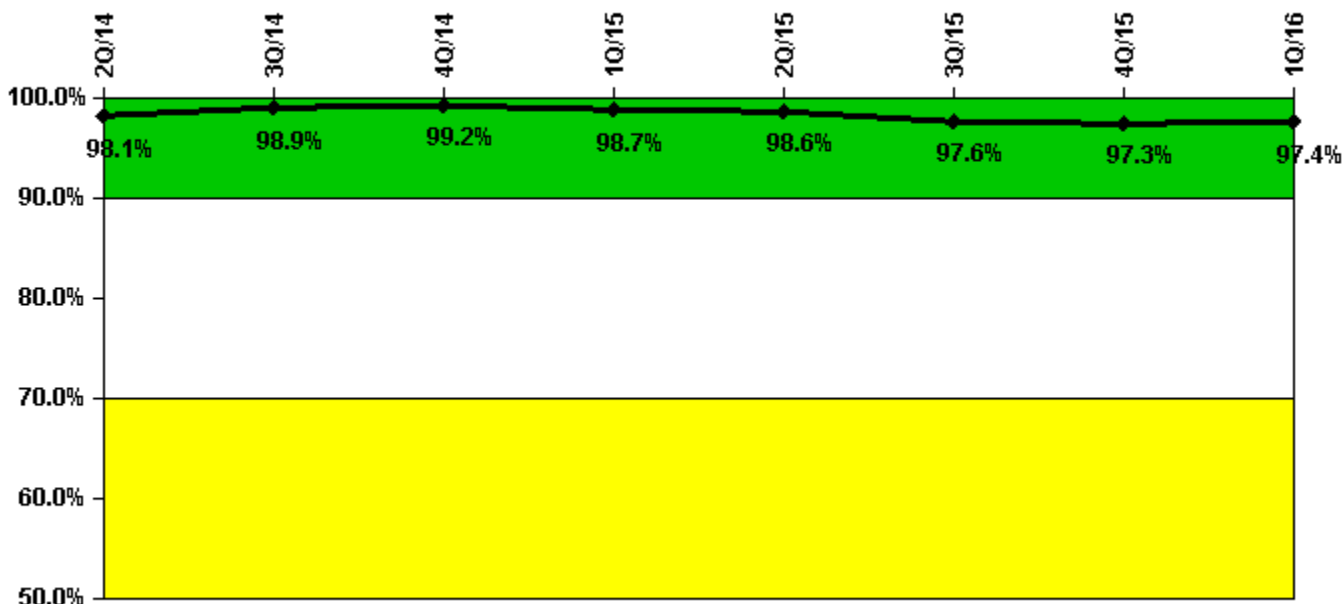
Notes

Reactor Coolant System Leakage	4/14	5/14	6/14	7/14	8/14	9/14	10/14	11/14	12/14	1/15	2/15	3/15
Maximum leakage	0.144	0.137	0.147	0.154	0.169	0.161	0.176	0.158	0.150	0.164	0.164	0.159
Technical specification limit	10.0	10.0	10.0	10.0	10.0	10.0	10.0	10.0	10.0	10.0	10.0	10.0
Indicator value	1.4	1.4	1.5	1.5	1.7	1.6	1.8	1.6	1.5	1.6	1.6	1.6

Reactor Coolant System Leakage	4/15	5/15	6/15	7/15	8/15	9/15	10/15	11/15	12/15	1/16	2/16	3/16
Maximum leakage	0.147	0.156	0.113	0.122	0.148	0.152	0.076	0.071	0.085	0.083	0.096	0.095
Technical specification limit	10.0	10.0	10.0	10.0	10.0	10.0	10.0	10.0	10.0	10.0	10.0	10.0
Indicator value	1.5	1.6	1.1	1.2	1.5	1.5	0.8	0.7	0.9	0.8	1.0	1.0

Licensee Comments: none

Drill/Exercise Performance



Thresholds: White < 90.0% Yellow < 70.0%

Notes

Drill/Exercise Performance	2Q/14	3Q/14	4Q/14	1Q/15	2Q/15	3Q/15	4Q/15	1Q/16
Successful opportunities	46.0	31.0	29.0	56.0	38.0	34.0	20.0	46.0
Total opportunities	47.0	31.0	30.0	58.0	38.0	38.0	20.0	46.0
Indicator value	98.1%	98.9%	99.2%	98.7%	98.6%	97.6%	97.3%	97.4%

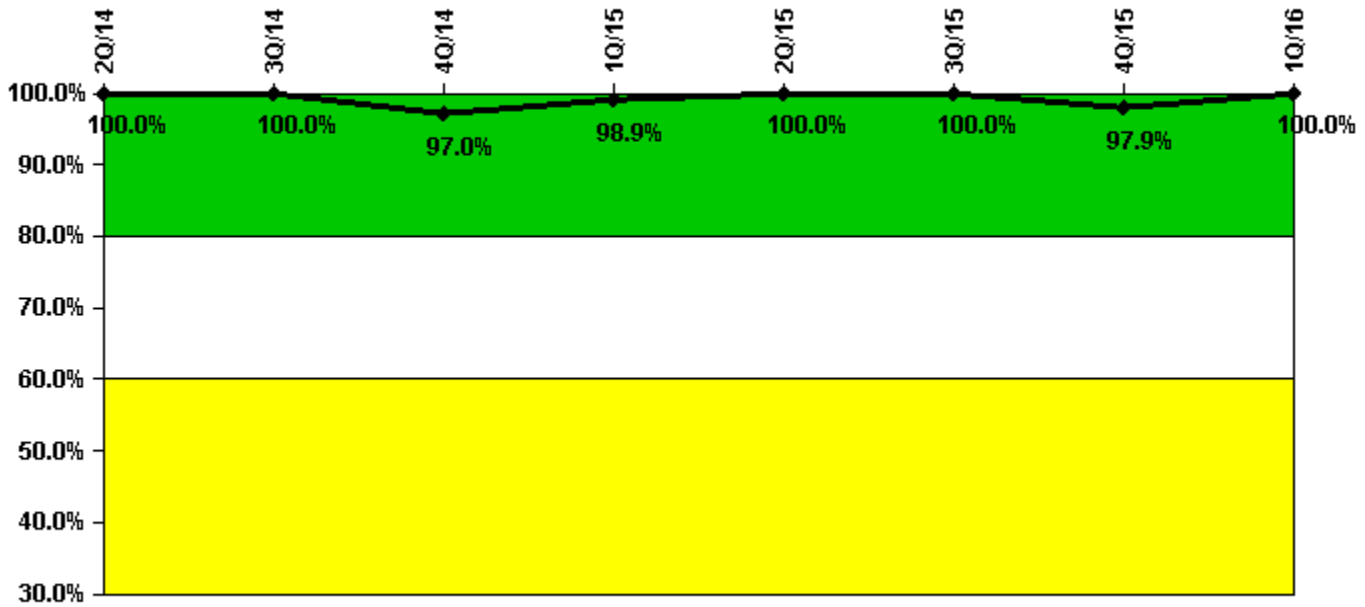
Licensee Comments:

3Q/15: Drill and Exercise Performance data has been revised for 2nd and 3rd Quarters. Emergency Planning reviewed participation records and determined two additional opportunities resulting in additional successes. This does not affect the indicator color.

2Q/15: Drill and Exercise Performance data has been revised. Emergency Planning reviewed participation records and determined two additional opportunities resulting in additional successes. This does not affect the indicator color.

2Q/15: Drill and Exercise Performance data has been revised for 2nd and 3rd Quarters. Emergency Planning reviewed participation records and determined two additional opportunities resulting in additional successes. This does not affect the indicator color.

ERO Drill Participation



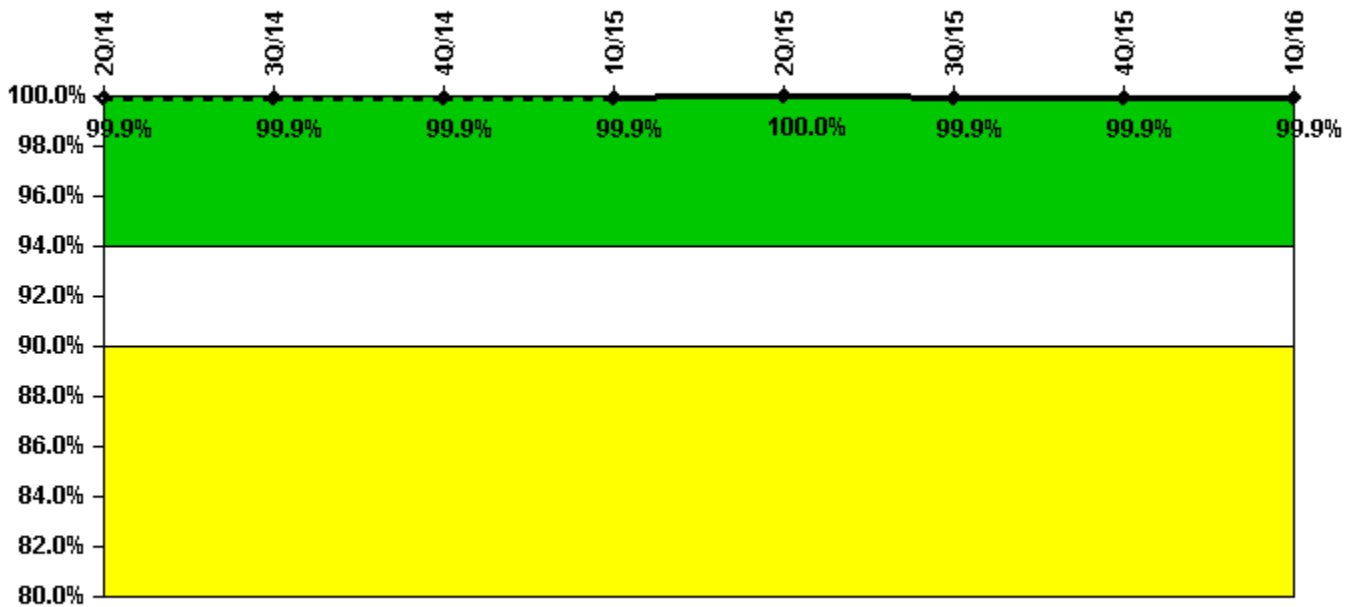
Thresholds: White < 80.0% Yellow < 60.0%

Notes

ERO Drill Participation	2Q/14	3Q/14	4Q/14	1Q/15	2Q/15	3Q/15	4Q/15	1Q/16
Participating Key personnel	94.0	93.0	97.0	91.0	97.0	96.0	93.0	89.0
Total Key personnel	94.0	93.0	100.0	92.0	97.0	96.0	95.0	89.0
Indicator value	100.0%	100.0%	97.0%	98.9%	100.0%	100.0%	97.9%	100.0%

Licensee Comments: none

Alert & Notification System



Thresholds: White < 94.0% Yellow < 90.0%

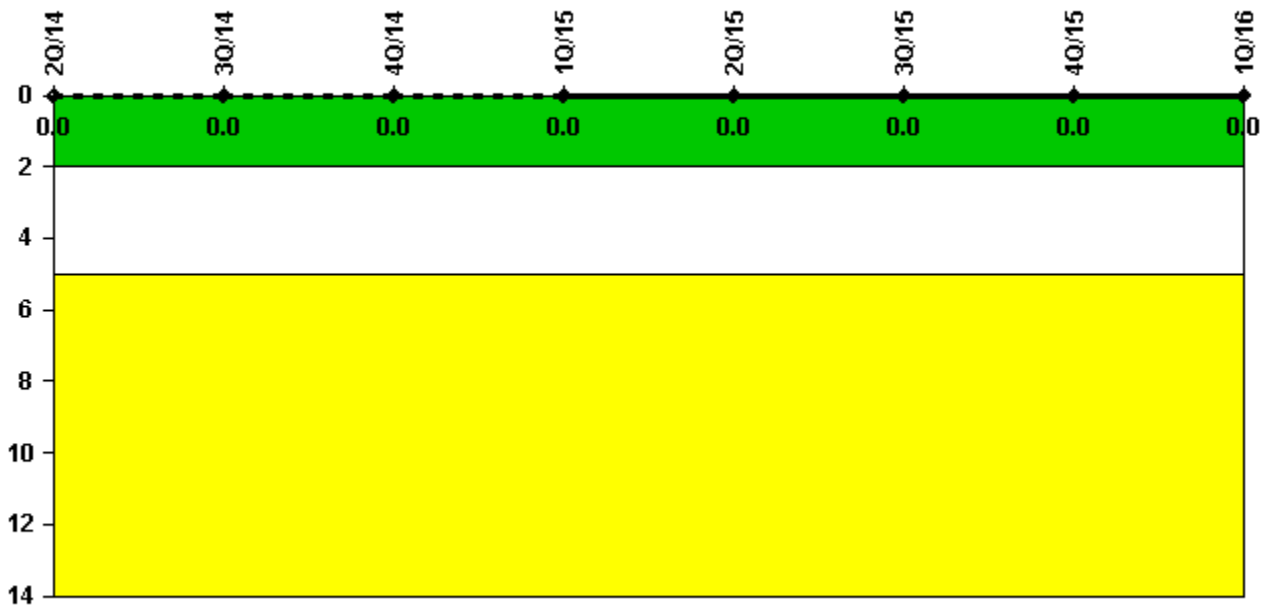
Notes

Alert & Notification System	2Q/14	3Q/14	4Q/14	1Q/15	2Q/15	3Q/15	4Q/15	1Q/16
Successful siren-tests	610	611	610	611	611	610	609	611
Total sirens-tests	611	611	611	611	611	611	611	611
Indicator value	99.9%	99.9%	99.9%	99.9%	100.0%	99.9%	99.9%	99.9%

Licensee Comments:

4Q/15: Two siren-tests determined to be unsuccessful upon review by Emergency Planning. This does not affect the indicator color.

Occupational Exposure Control Effectiveness



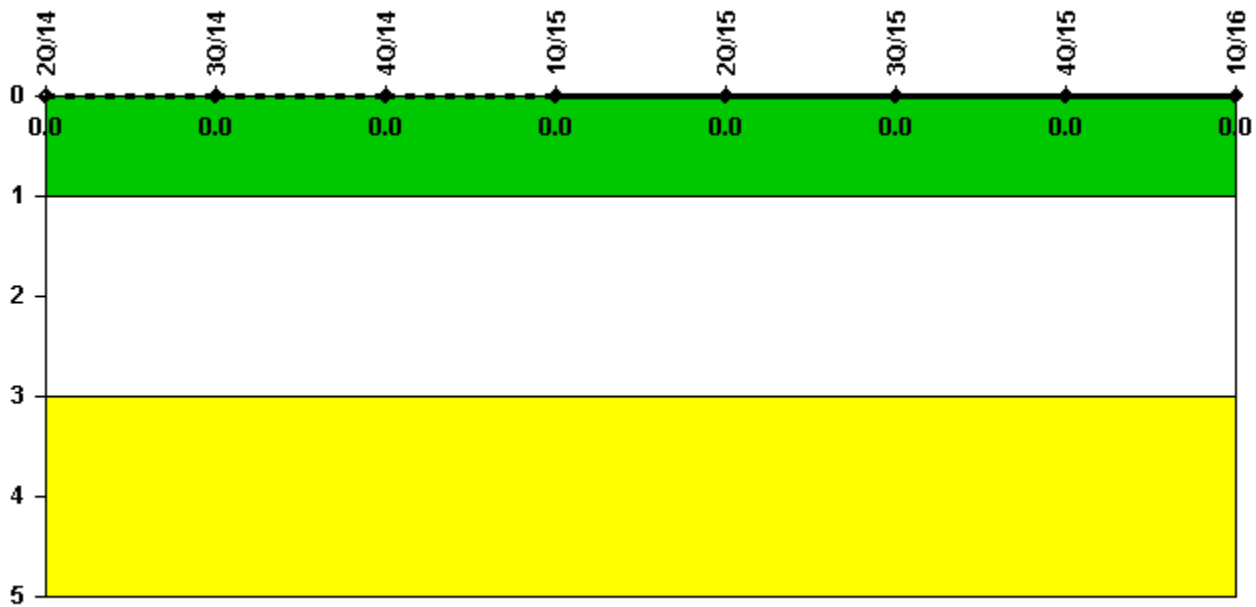
Thresholds: White > 2.0 Yellow > 5.0

Notes

Occupational Exposure Control Effectiveness	2Q/14	3Q/14	4Q/14	1Q/15	2Q/15	3Q/15	4Q/15	1Q/16
High radiation area occurrences	0	0	0	0	0	0	0	0
Very high radiation area occurrences	0	0	0	0	0	0	0	0
Unintended exposure occurrences	0	0	0	0	0	0	0	0
Indicator value	0	0	0	0	0	0	0	0

Licensee Comments: none

RETS/ODCM Radiological Effluent



Thresholds: White > 1.0 Yellow > 3.0

Notes

RETS/ODCM Radiological Effluent	2Q/14	3Q/14	4Q/14	1Q/15	2Q/15	3Q/15	4Q/15	1Q/16
RETS/ODCM occurrences	0	0	0	0	0	0	0	0
Indicator value	0	0	0	0	0	0	0	0

Licensee Comments: none

Although the Security Cornerstone is included in the Reactor Oversight Process assessment program, the Commission has decided that specific information related to findings and performance indicators pertaining to the Security Cornerstone will not be publicly available to ensure that security information is not provided to a possible adversary. Other than the fact that a finding or performance indicator is Green or Greater-Than-Green, security related information will not be displayed on the public web page.

▲ [Action Matrix Summary](#) | [Inspection Findings Summary](#) | [PI Summary](#) | [Reactor Oversight Process](#)

Last Modified: April 23, 2016