

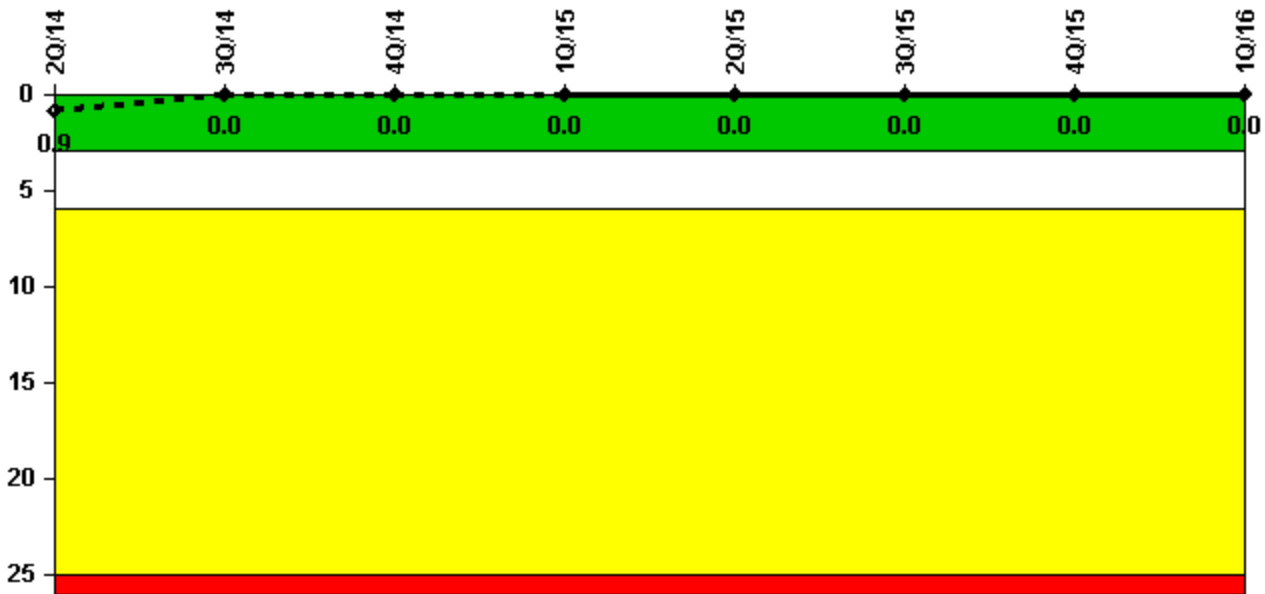
# Ginna

## 1Q/2016 Performance Indicators

The solid trend line represents the current reporting period.

Licensee's General Comments: none

### Unplanned Scrams per 7000 Critical Hrs



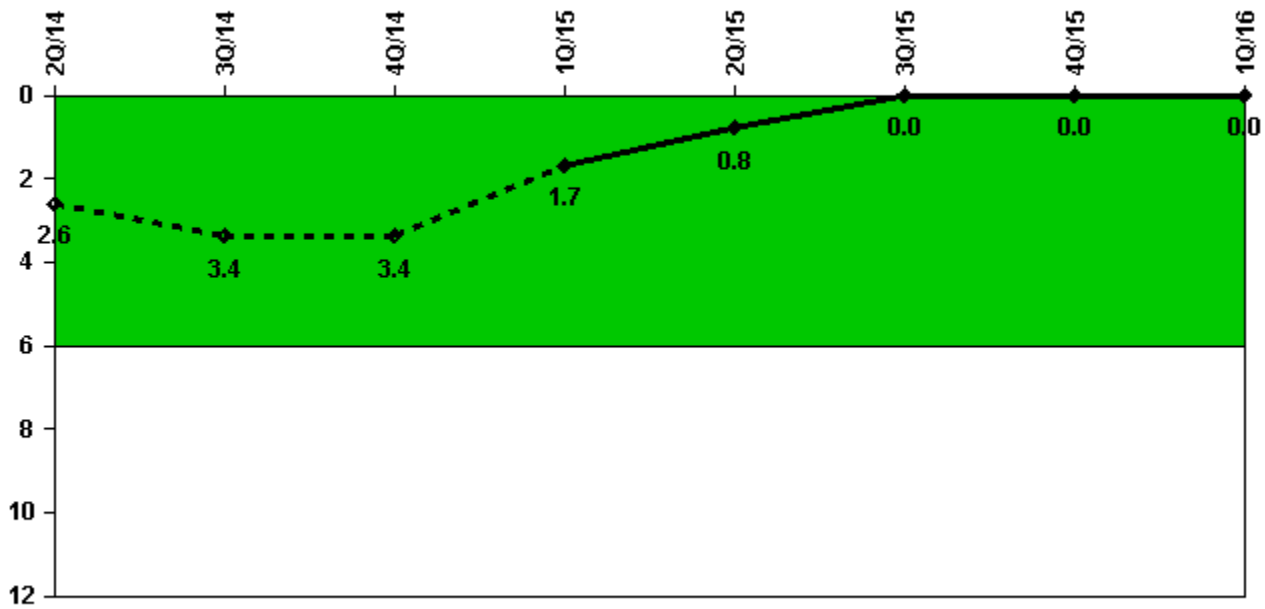
Thresholds: White > 3.0 Yellow > 6.0 Red > 25.0

### Notes

Unplanned Scrams per 7000 Critical Hrs	2Q/14	3Q/14	4Q/14	1Q/15	2Q/15	3Q/15	4Q/15	1Q/16
Unplanned scrams	0	0	0	0	0	0	0	0
Critical hours	1617.0	2208.0	2209.0	2159.0	2184.0	2208.0	1783.0	2183.0
<b>Indicator value</b>	<b>0.9</b>	<b>0</b>	<b>0</b>	<b>0</b>	<b>0</b>	<b>0</b>	<b>0</b>	<b>0</b>

Licensee Comments: none

### Unplanned Power Changes per 7000 Critical Hrs



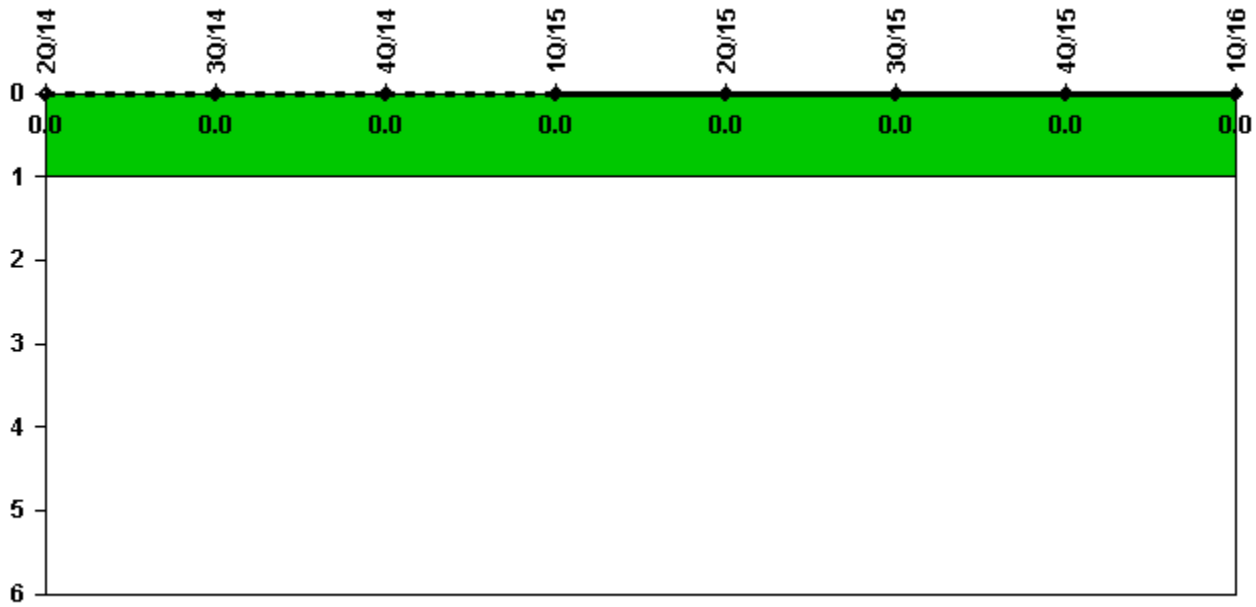
Thresholds: White > 6.0

#### Notes

Unplanned Power Changes per 7000 Critical Hrs	2Q/14	3Q/14	4Q/14	1Q/15	2Q/15	3Q/15	4Q/15	1Q/16
Unplanned power changes	1.0	1.0	0	0	0	0	0	0
Critical hours	1617.0	2208.0	2209.0	2159.0	2184.0	2208.0	1783.0	2183.0
<b>Indicator value</b>	<b>2.6</b>	<b>3.4</b>	<b>3.4</b>	<b>1.7</b>	<b>0.8</b>	<b>0</b>	<b>0</b>	<b>0</b>

Licensee Comments: none

### Unplanned Scrams with Complications



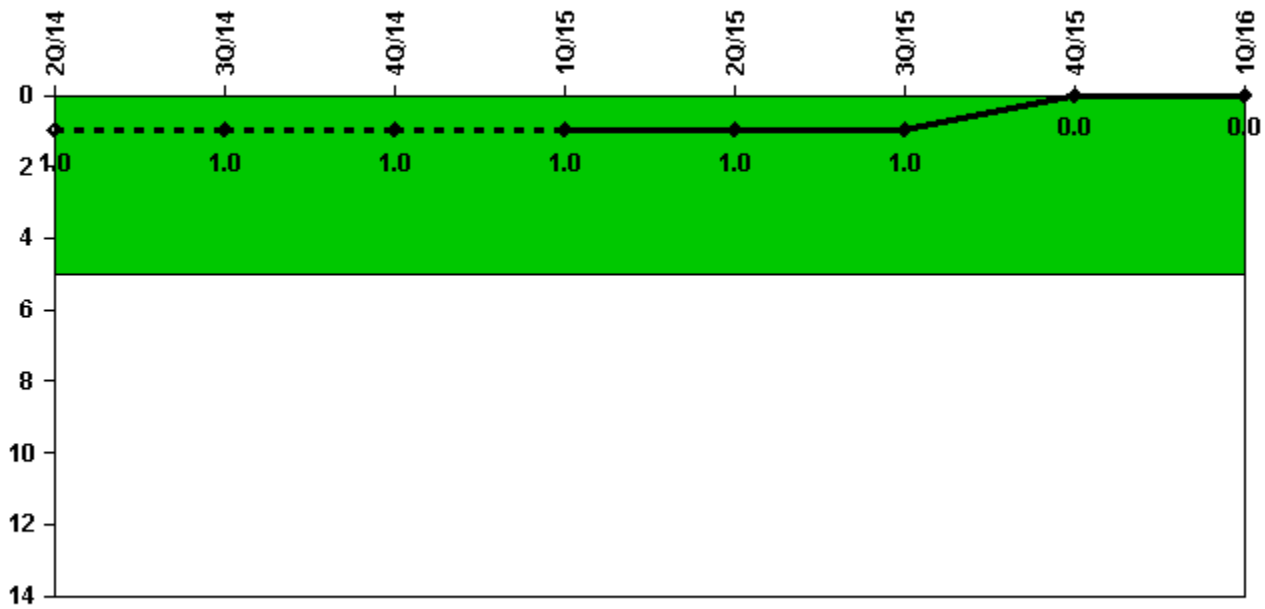
Thresholds: White > 1.0

#### Notes

Unplanned Scrams with Complications	2Q/14	3Q/14	4Q/14	1Q/15	2Q/15	3Q/15	4Q/15	1Q/16
Scrams with complications	0	0	0	0	0	0	0	0
<b>Indicator value</b>	<b>0.0</b>	<b>0.0</b>	<b>0.0</b>	<b>0.0</b>	<b>0.0</b>	<b>0.0</b>	<b>0.0</b>	<b>0.0</b>

Licensee Comments: none

### Safety System Functional Failures (PWR)



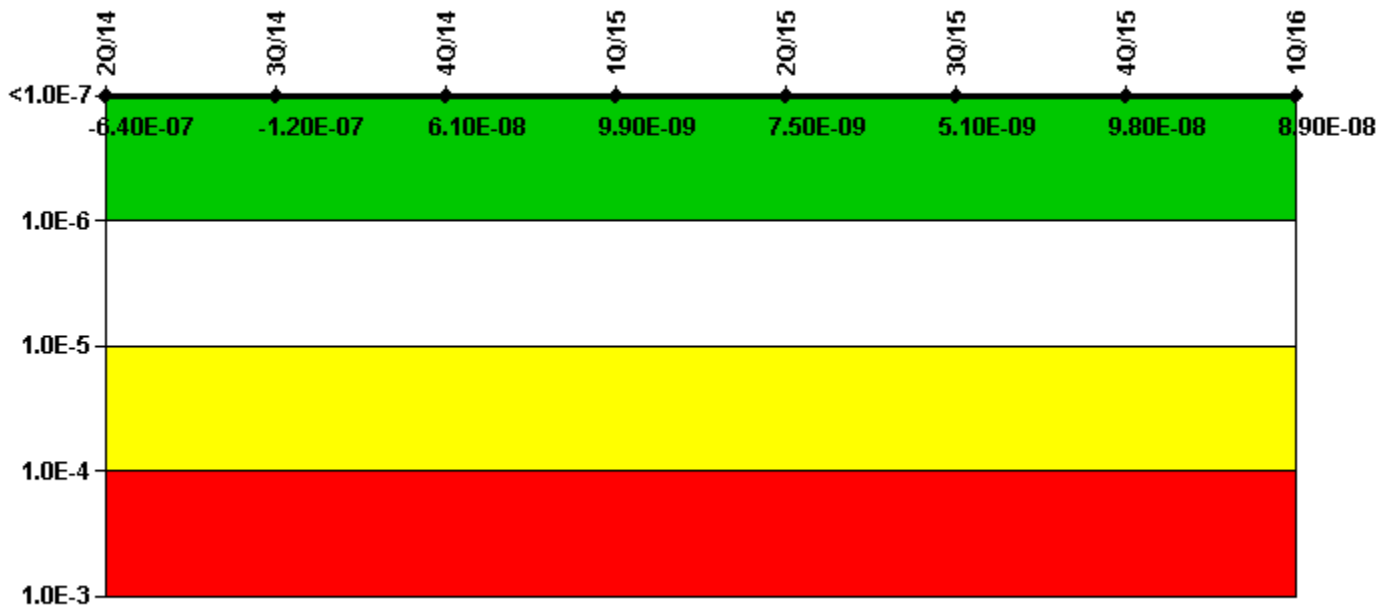
Thresholds: White > 5.0

#### Notes

Safety System Functional Failures (PWR)	2Q/14	3Q/14	4Q/14	1Q/15	2Q/15	3Q/15	4Q/15	1Q/16
Safety System Functional Failures	0	0	1	0	0	0	0	0
<b>Indicator value</b>	<b>1</b>	<b>1</b>	<b>1</b>	<b>1</b>	<b>1</b>	<b>1</b>	<b>0</b>	<b>0</b>

Licensee Comments: none

### Mitigating Systems Performance Index, Emergency AC Power System



Thresholds: White > 1.00E-6 Yellow > 1.00E-5 Red > 1.00E-4

#### Notes

Mitigating Systems Performance Index, Emergency AC Power System	2Q/14	3Q/14	4Q/14	1Q/15	2Q/15	3Q/15	4Q/15	1Q/16
UAI ( $\Delta$ CDF)	-1.39E-07	-1.25E-07	4.16E-08	4.95E-09	1.38E-09	-9.91E-10	-1.78E-08	-2.53E-08
URI ( $\Delta$ CDF)	-5.00E-07	3.69E-10	1.93E-08	4.92E-09	6.07E-09	6.07E-09	1.16E-07	1.14E-07
PLE	NO	NO	NO	NO	NO	NO	NO	NO
Indicator value	-6.40E-07	-1.20E-07	6.10E-08	9.90E-09	7.50E-09	5.10E-09	9.80E-08	8.90E-08

#### Licensee Comments:

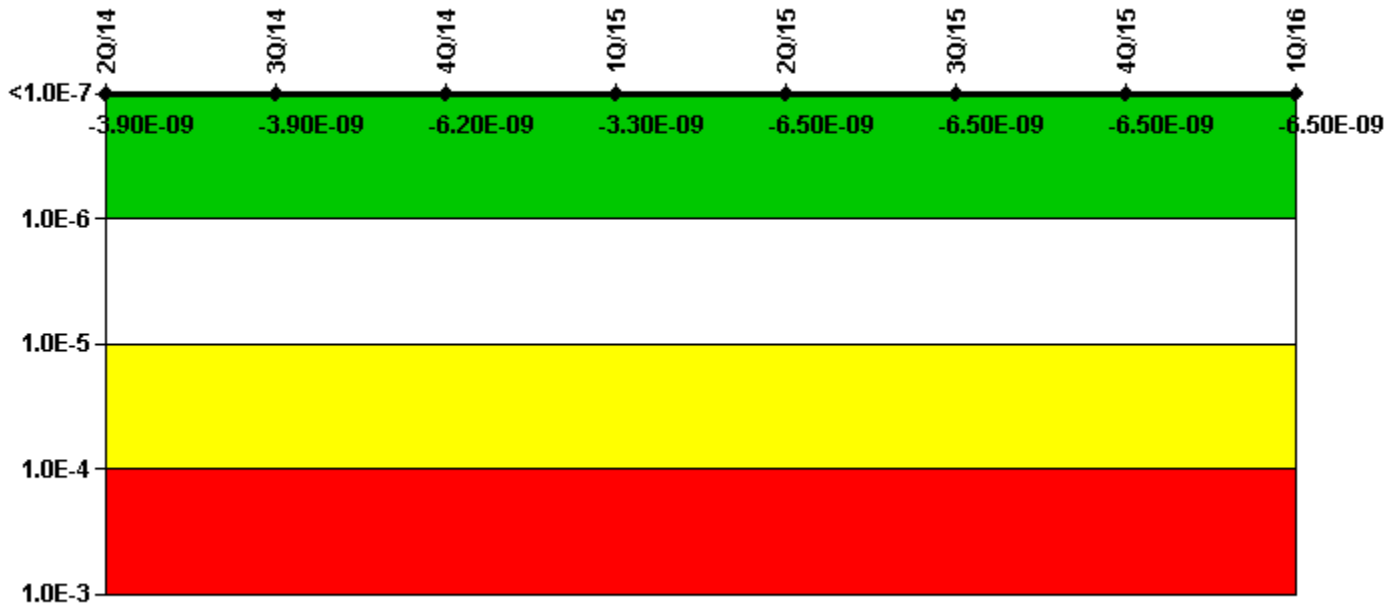
2Q/15: Unavailable hours previously reported for EDG A for the month of June 2015 were classified as Unplanned, and are now being reported as planned because no failure of the EDG had occurred. This improves the resulting MSPI value, and does not change the MSPI indicator color (green) for June 2015.

4Q/14: Risk Cap Invoked.

3Q/14: Risk Cap Invoked.

2Q/14: The reservoir cup of an oil mister for the A EDG air start motor was found disconnected in March. The event is not classified as an MSPI failure. Engineering analysis has confirmed the operability assessment of the EDG while the oiler cup was disconnected.

### Mitigating Systems Performance Index, High Pressure Injection System



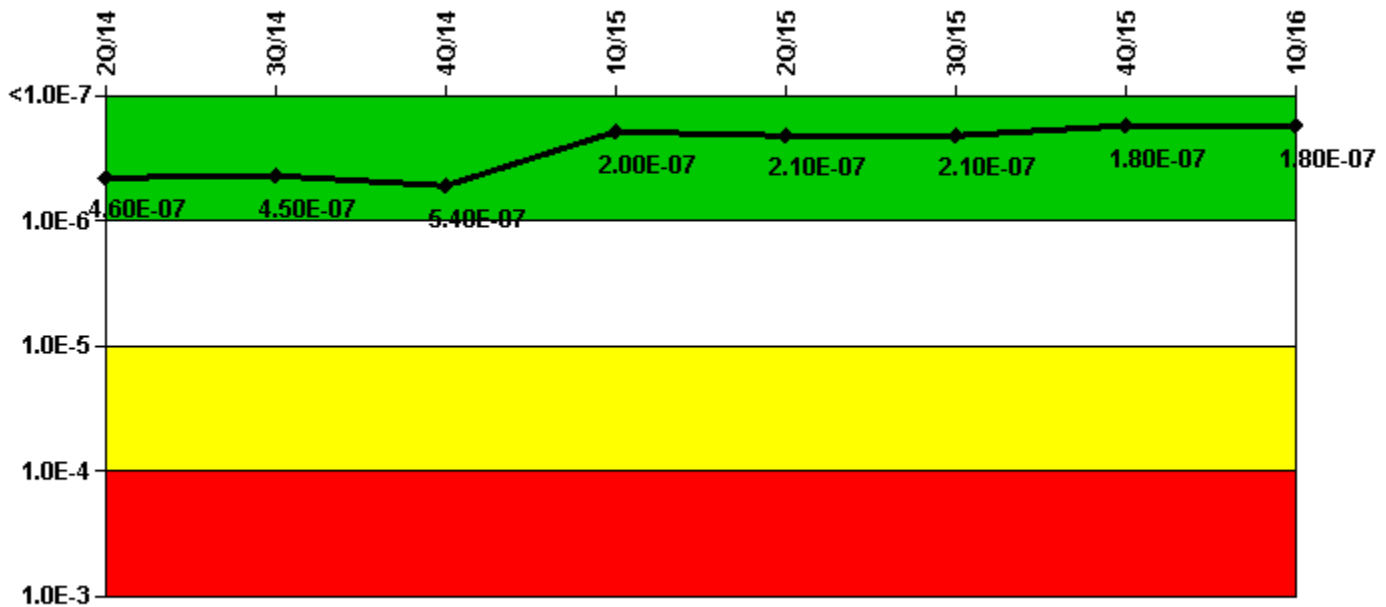
Thresholds: White > 1.00E-6 Yellow > 1.00E-5 Red > 1.00E-4

#### Notes

Mitigating Systems Performance Index, High Pressure Injection System	2Q/14	3Q/14	4Q/14	1Q/15	2Q/15	3Q/15	4Q/15	1Q/16
UAI ( $\Delta$ CDF)	6.01E-10	6.01E-10	-1.75E-09	7.46E-10	-2.42E-09	-2.42E-09	-2.41E-09	-2.41E-09
URI ( $\Delta$ CDF)	-4.46E-09	-4.46E-09	-4.46E-09	-4.07E-09	-4.07E-09	-4.07E-09	-4.07E-09	-4.07E-09
PLE	NO	NO	NO	NO	NO	NO	NO	NO
Indicator value	-3.90E-09	-3.90E-09	-6.20E-09	-3.30E-09	-6.50E-09	-6.50E-09	-6.50E-09	-6.50E-09

Licensee Comments: none

### Mitigating Systems Performance Index, Heat Removal System



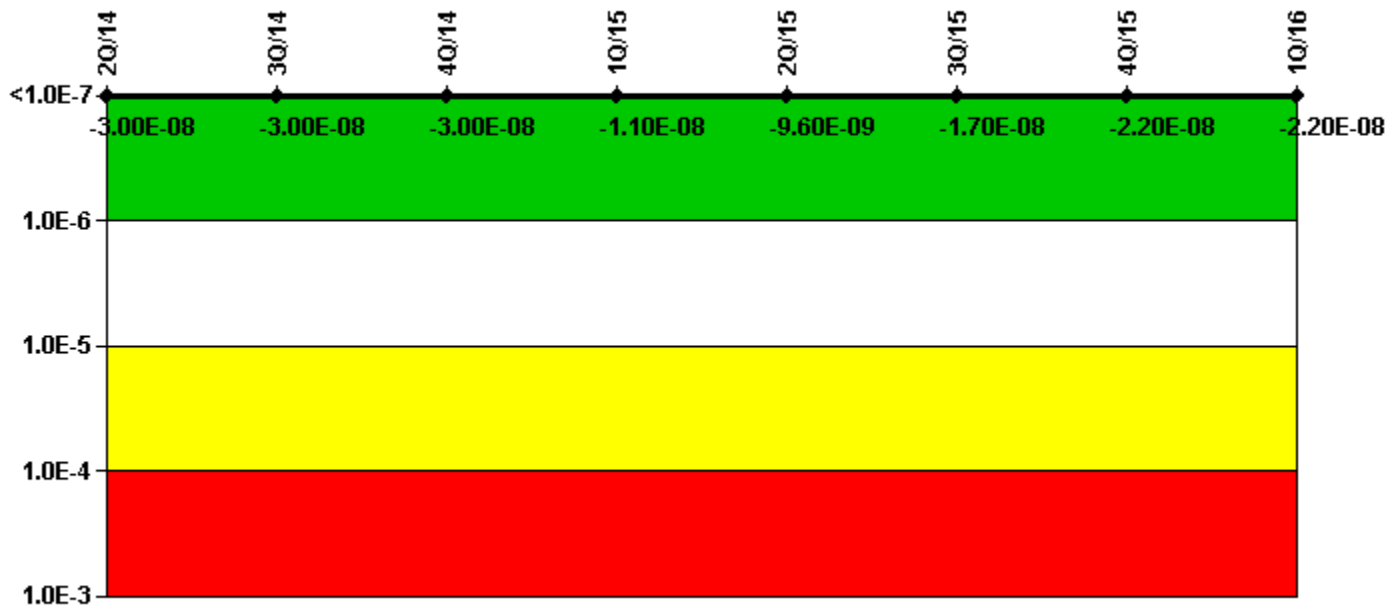
Thresholds: White > 1.00E-6 Yellow > 1.00E-5 Red > 1.00E-4

#### Notes

Mitigating Systems Performance Index, Heat Removal System	2Q/14	3Q/14	4Q/14	1Q/15	2Q/15	3Q/15	4Q/15	1Q/16
UAI (ΔCDF)	3.50E-08	2.55E-08	3.27E-08	8.98E-09	1.33E-08	1.33E-08	7.73E-09	7.67E-09
URI (ΔCDF)	4.27E-07	4.27E-07	5.03E-07	1.93E-07	1.93E-07	1.93E-07	1.75E-07	1.75E-07
PLE	NO	NO	NO	NO	NO	NO	NO	NO
Indicator value	4.60E-07	4.50E-07	5.40E-07	2.00E-07	2.10E-07	2.10E-07	1.80E-07	1.80E-07

Licensee Comments: none

### Mitigating Systems Performance Index, Residual Heat Removal System



Thresholds: White > 1.00E-6 Yellow > 1.00E-5 Red > 1.00E-4

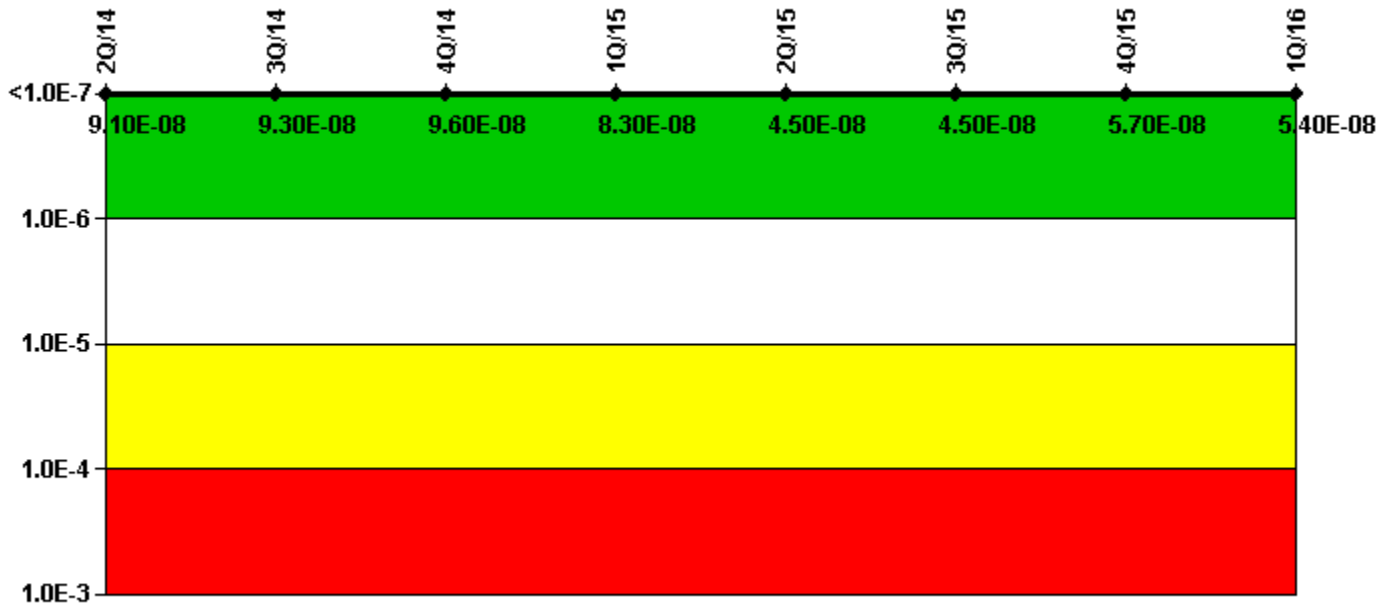
#### Notes

Mitigating Systems Performance Index, Residual Heat Removal System	2Q/14	3Q/14	4Q/14	1Q/15	2Q/15	3Q/15	4Q/15	1Q/16
UAI ( $\Delta$ CDF)	-8.64E-09	-8.64E-09	-8.64E-09	7.07E-09	8.05E-09	6.12E-10	-3.84E-09	-4.49E-09
URI ( $\Delta$ CDF)	-2.15E-08	-2.15E-08	-2.15E-08	-1.77E-08	-1.77E-08	-1.77E-08	-1.77E-08	-1.77E-08
PLE	NO	NO	NO	NO	NO	NO	NO	NO
Indicator value	-3.00E-08	-3.00E-08	-3.00E-08	-1.10E-08	-9.60E-09	-1.70E-08	-2.20E-08	-2.20E-08

Licensee Comments: none



### Mitigating Systems Performance Index, Cooling Water Systems



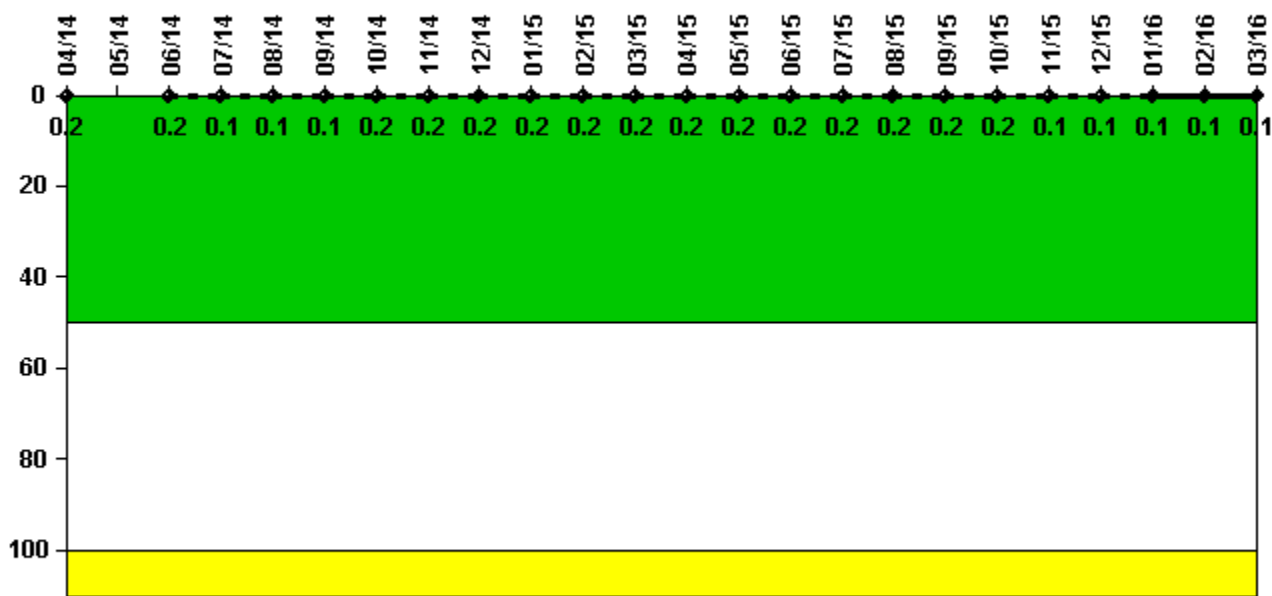
Thresholds: White > 1.00E-6 Yellow > 1.00E-5 Red > 1.00E-4

#### Notes

Mitigating Systems Performance Index, Cooling Water Systems	2Q/14	3Q/14	4Q/14	1Q/15	2Q/15	3Q/15	4Q/15	1Q/16
UAI ( $\Delta$ CDF)	4.45E-08	4.72E-08	4.99E-08	7.25E-08	3.44E-08	3.44E-08	4.69E-08	4.39E-08
URI ( $\Delta$ CDF)	4.61E-08	4.61E-08	4.61E-08	1.04E-08	1.04E-08	1.04E-08	1.04E-08	1.04E-08
PLE	NO	NO	NO	NO	NO	NO	NO	NO
Indicator value	9.10E-08	9.30E-08	9.60E-08	8.30E-08	4.50E-08	4.50E-08	5.70E-08	5.40E-08

Licensee Comments: none

### Reactor Coolant System Activity



Thresholds: White > 50.0 Yellow > 100.0

#### Notes

Reactor Coolant System Activity	4/14	5/14	6/14	7/14	8/14	9/14	10/14	11/14	12/14	1/15	2/15	3/15
Maximum activity	0.002240	N/A	0.001500	0.001260	0.001390	0.001430	0.001510	0.001680	0.001690	0.001790	0.001890	0.001910
Technical specification limit	1.0	1.0	1.0	1.0	1.0	1.0	1.0	1.0	1.0	1.0	1.0	1.0
Indicator value	0.2	N/A	0.2	0.1	0.1	0.1	0.2	0.2	0.2	0.2	0.2	0.2

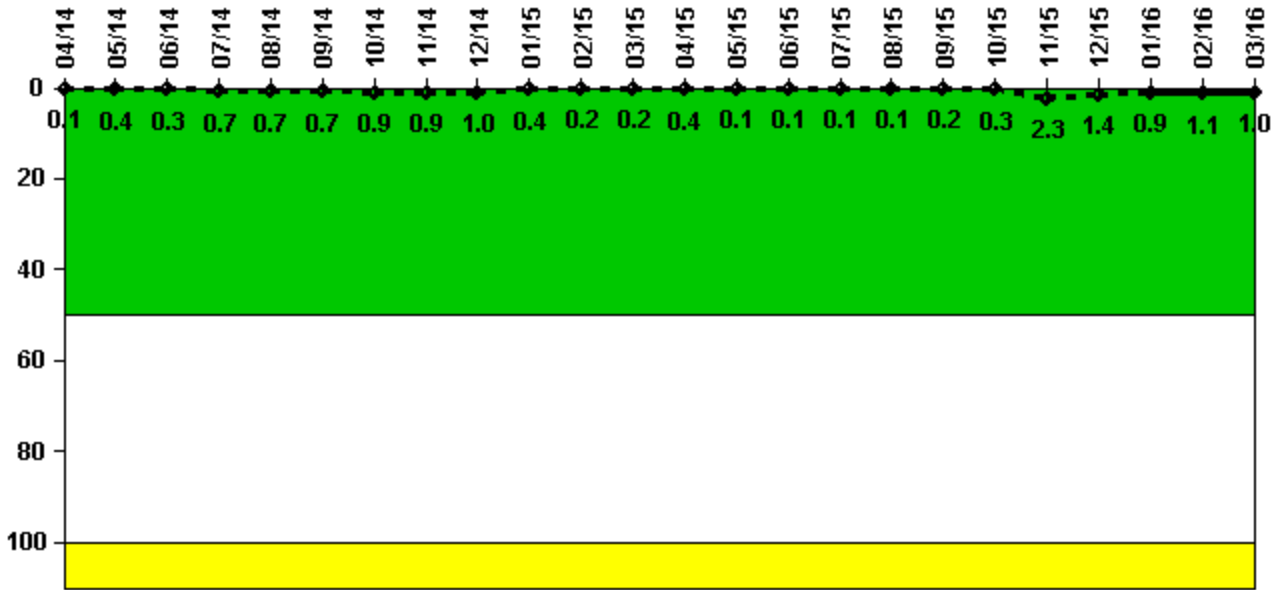
  

Reactor Coolant System Activity	4/15	5/15	6/15	7/15	8/15	9/15	10/15	11/15	12/15	1/16	2/16	3/16
Maximum activity	0.001990	0.002140	0.002170	0.002400	0.002130	0.001980	0.002030	0.000997	0.001040	0.001310	0.001350	0.001420
Technical specification limit	1.0	1.0	1.0	1.0	1.0	1.0	1.0	1.0	1.0	1.0	1.0	1.0
Indicator value	0.2	0.2	0.2	0.2	0.2	0.2	0.2	0.1	0.1	0.1	0.1	0.1

#### Licensee Comments:

6/15: Upon review of the previously submitted October 2014 Barrier Integrity Performance Indicator data an error was found for Iodine 131. The value submitted was obtained during a reactor down power which is expected to be excluded from the indicator. There was no change in indicator color resulting from the error.

### Reactor Coolant System Leakage



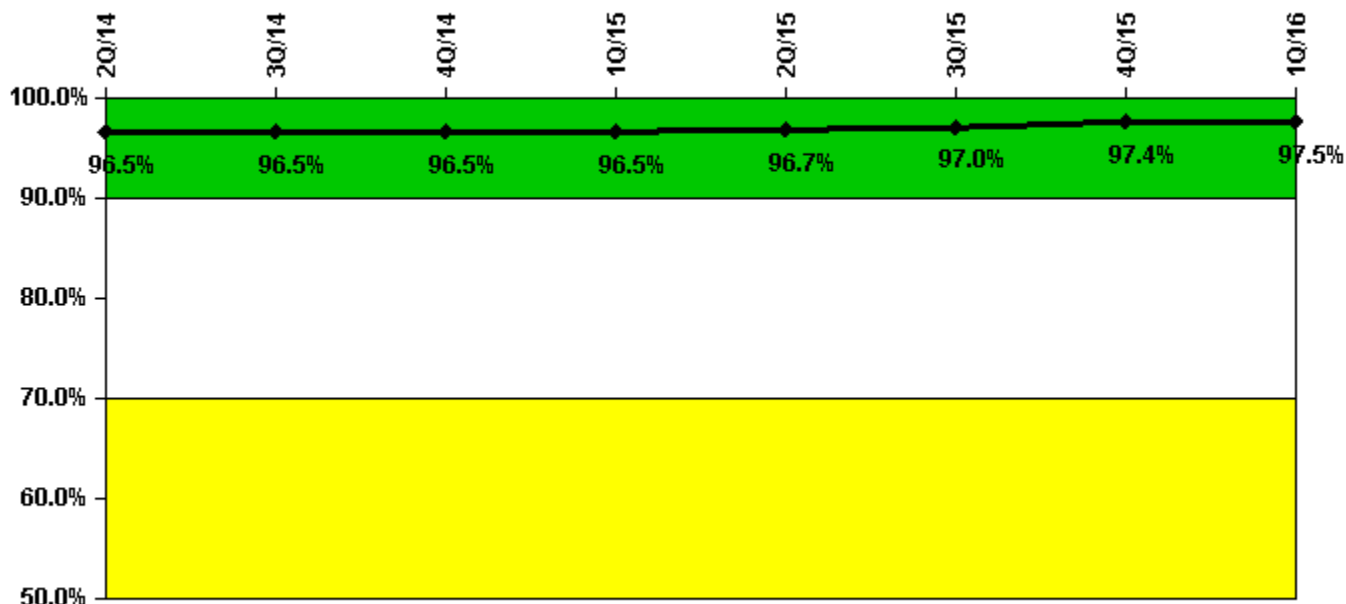
Thresholds: White > 50.0 Yellow > 100.0

#### Notes

Reactor Coolant System Leakage	4/14	5/14	6/14	7/14	8/14	9/14	10/14	11/14	12/14	1/15	2/15	3/15
Maximum leakage	0.011	0.039	0.027	0.073	0.071	0.071	0.093	0.090	0.101	0.037	0.022	0.022
Technical specification limit	10.0	10.0	10.0	10.0	10.0	10.0	10.0	10.0	10.0	10.0	10.0	10.0
Indicator value	<b>0.1</b>	<b>0.4</b>	<b>0.3</b>	<b>0.7</b>	<b>0.7</b>	<b>0.7</b>	<b>0.9</b>	<b>0.9</b>	<b>1.0</b>	<b>0.4</b>	<b>0.2</b>	<b>0.2</b>
Reactor Coolant System Leakage	4/15	5/15	6/15	7/15	8/15	9/15	10/15	11/15	12/15	1/16	2/16	3/16
Maximum leakage	0.044	0.007	0.007	0.010	0.009	0.015	0.031	0.234	0.136	0.092	0.113	0.104
Technical specification limit	10.0	10.0	10.0	10.0	10.0	10.0	10.0	10.0	10.0	10.0	10.0	10.0
Indicator value	<b>0.4</b>	<b>0.1</b>	<b>0.1</b>	<b>0.1</b>	<b>0.1</b>	<b>0.2</b>	<b>0.3</b>	<b>2.3</b>	<b>1.4</b>	<b>0.9</b>	<b>1.1</b>	<b>1.0</b>

Licensee Comments: none

### Drill/Exercise Performance



Thresholds: White < 90.0% Yellow < 70.0%

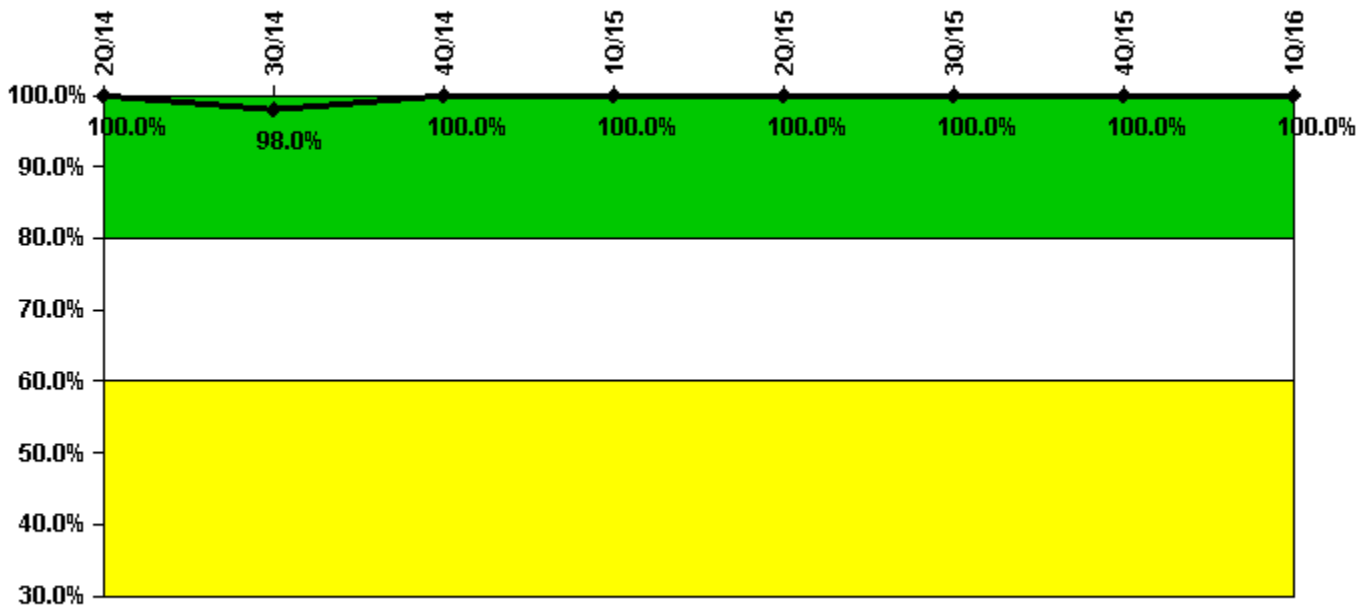
#### Notes

Drill/Exercise Performance	2Q/14	3Q/14	4Q/14	1Q/15	2Q/15	3Q/15	4Q/15	1Q/16
Successful opportunities	40.0	52.0	82.0	23.0	50.0	38.0	66.0	46.0
Total opportunities	41.0	53.0	84.0	25.0	51.0	39.0	68.0	46.0
Indicator value	96.5%	96.5%	96.5%	96.5%	96.7%	97.0%	97.4%	97.5%

Licensee Comments:

3Q/14: Late submittal of a drill performance evaluation resulted in an incorrect low count of successful drill opportunities in September 2014. This change reflects the correct value and the indicator remains green.

### ERO Drill Participation



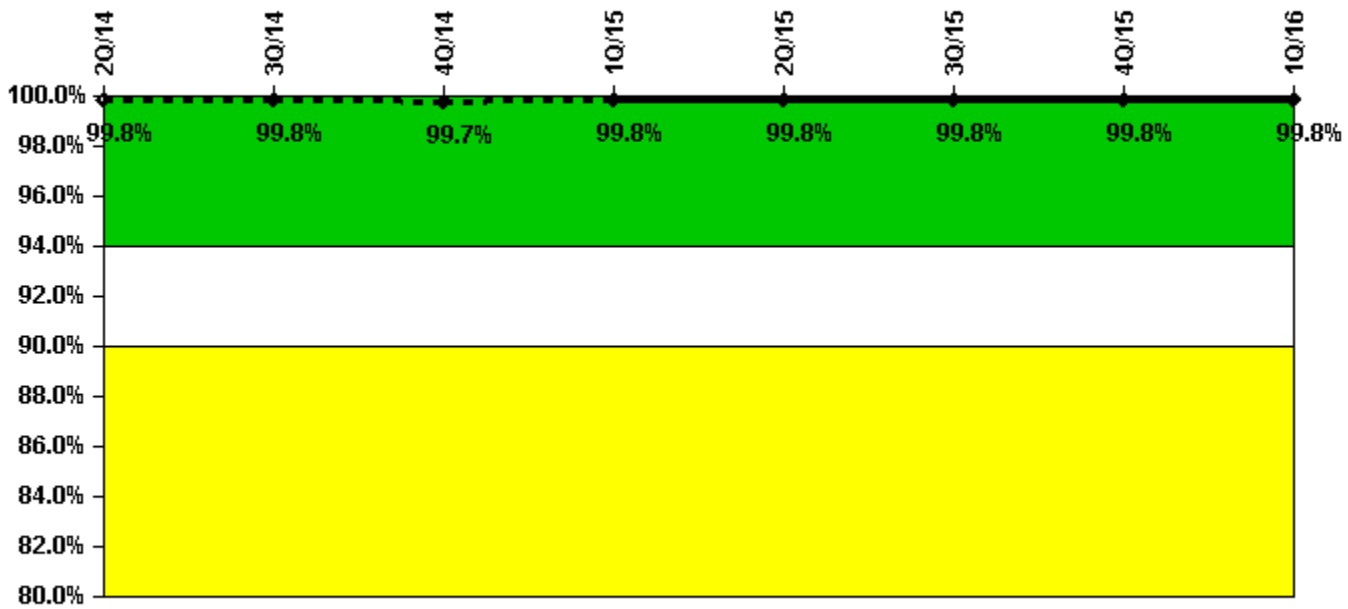
Thresholds: White < 80.0% Yellow < 60.0%

#### Notes

ERO Drill Participation	2Q/14	3Q/14	4Q/14	1Q/15	2Q/15	3Q/15	4Q/15	1Q/16
Participating Key personnel	49.0	49.0	50.0	50.0	47.0	45.0	47.0	48.0
Total Key personnel	49.0	50.0	50.0	50.0	47.0	45.0	47.0	48.0
Indicator value	100.0%	98.0%	100.0%	100.0%	100.0%	100.0%	100.0%	100.0%

Licensee Comments: none

### Alert & Notification System



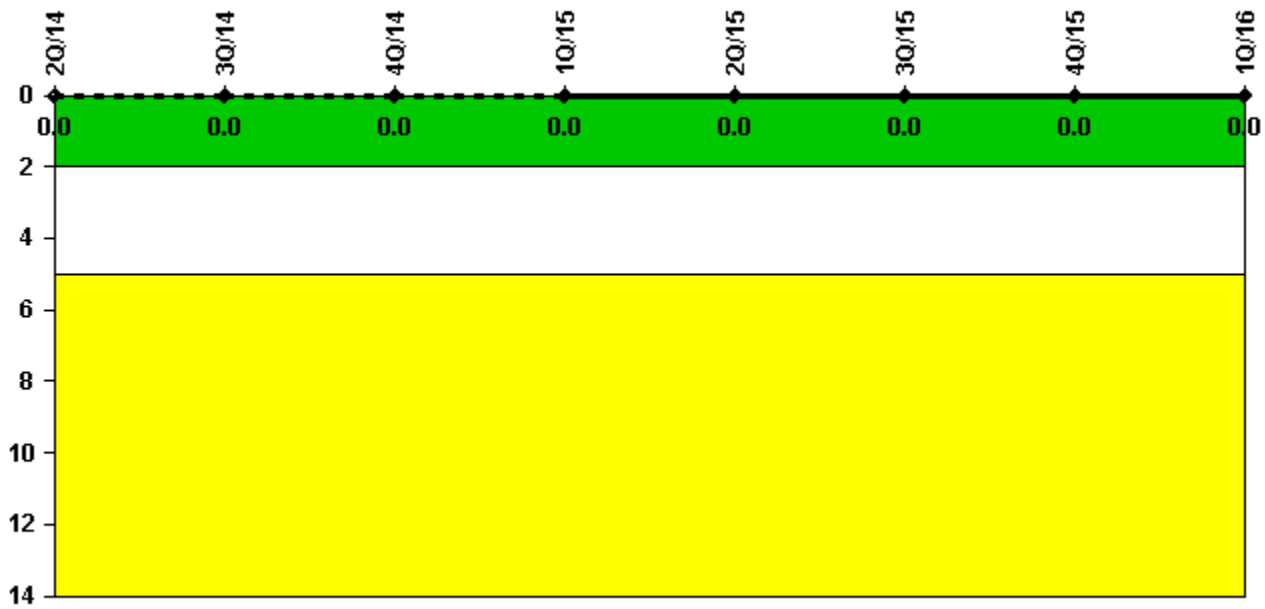
Thresholds: White < 94.0% Yellow < 90.0%

#### Notes

Alert & Notification System	2Q/14	3Q/14	4Q/14	1Q/15	2Q/15	3Q/15	4Q/15	1Q/16
Successful siren-tests	1343	1243	1245	1247	1245	1245	1244	1248
Total sirens-tests	1344	1246	1248	1248	1248	1248	1248	1248
Indicator value	99.8%	99.8%	99.7%	99.8%	99.8%	99.8%	99.8%	99.8%

Licensee Comments: none

### Occupational Exposure Control Effectiveness



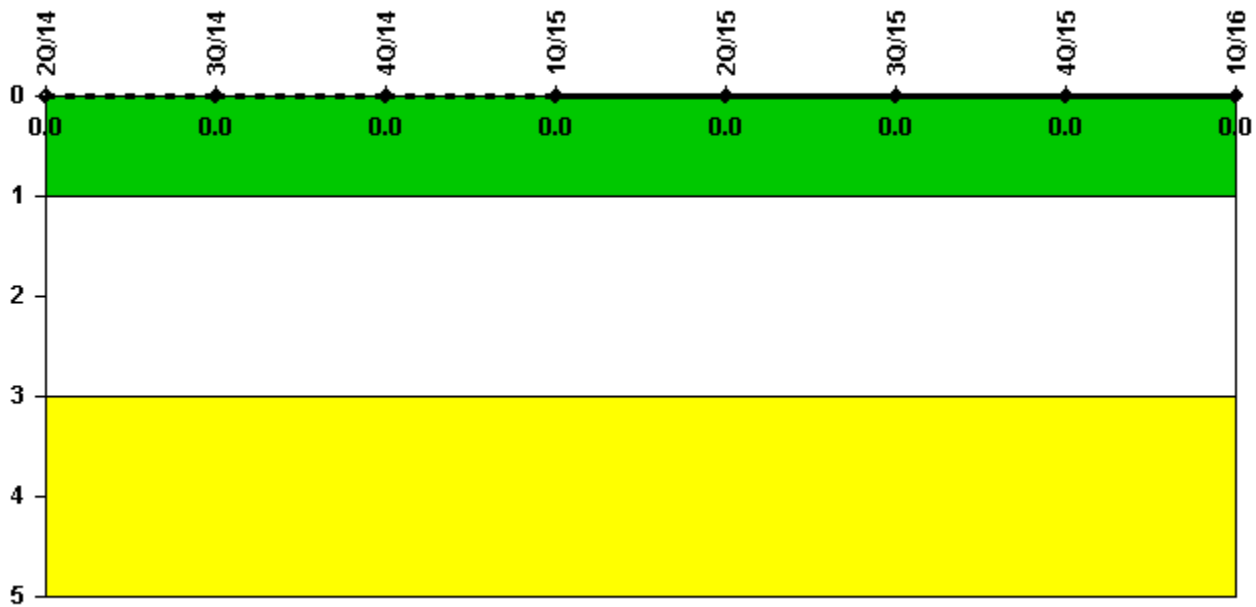
Thresholds: White > 2.0 Yellow > 5.0

#### Notes

Occupational Exposure Control Effectiveness	2Q/14	3Q/14	4Q/14	1Q/15	2Q/15	3Q/15	4Q/15	1Q/16
High radiation area occurrences	0	0	0	0	0	0	0	0
Very high radiation area occurrences	0	0	0	0	0	0	0	0
Unintended exposure occurrences	0	0	0	0	0	0	0	0
<b>Indicator value</b>	<b>0</b>	<b>0</b>	<b>0</b>	<b>0</b>	<b>0</b>	<b>0</b>	<b>0</b>	<b>0</b>

Licensee Comments: none

### RETS/ODCM Radiological Effluent



Thresholds: White > 1.0 Yellow > 3.0

#### Notes

RETS/ODCM Radiological Effluent	2Q/14	3Q/14	4Q/14	1Q/15	2Q/15	3Q/15	4Q/15	1Q/16
RETS/ODCM occurrences	0	0	0	0	0	0	0	0
Indicator value	0	0	0	0	0	0	0	0

Licensee Comments: none

Although the Security Cornerstone is included in the Reactor Oversight Process assessment program, the Commission has decided that specific information related to findings and performance indicators pertaining to the Security Cornerstone will not be publicly available to ensure that security information is not provided to a possible adversary. Other than the fact that a finding or performance indicator is Green or Greater-Than-Green, security related information will not be displayed on the public web page.



▲ [Action Matrix Summary](#) | [Inspection Findings Summary](#) | [PI Summary](#) | [Reactor Oversight Process](#)

*Last Modified: April 23, 2016*