

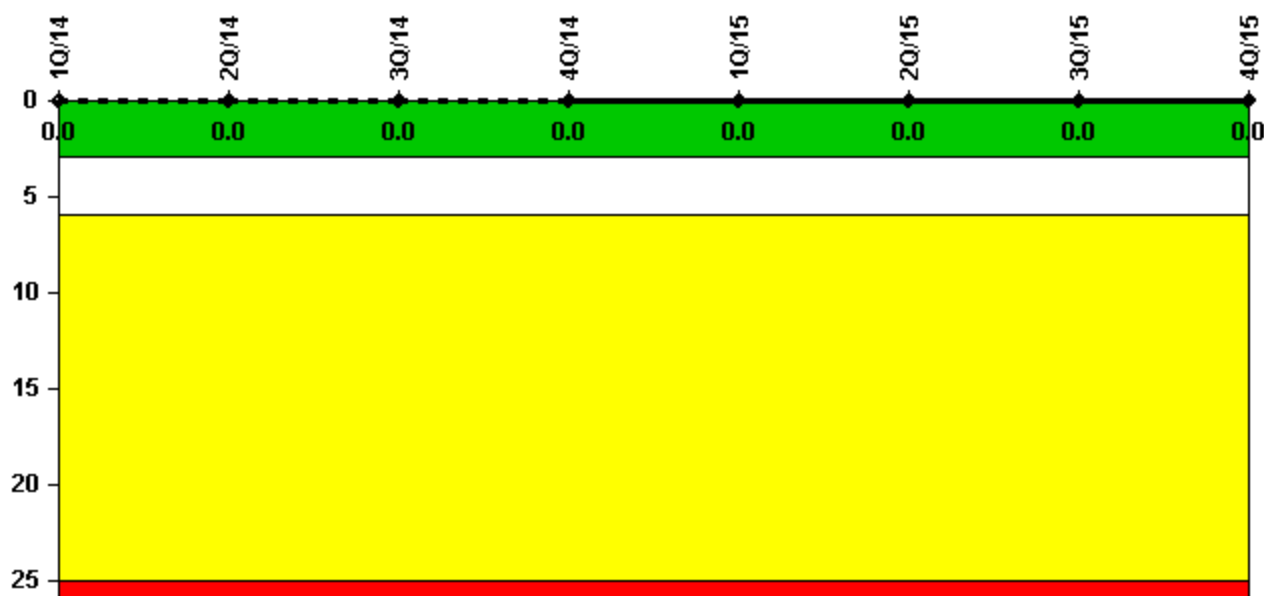
South Texas 2

4Q/2015 Performance Indicators

The solid trend line represents the current reporting period.

Licensee's General Comments: none

Unplanned Scrams per 7000 Critical Hrs



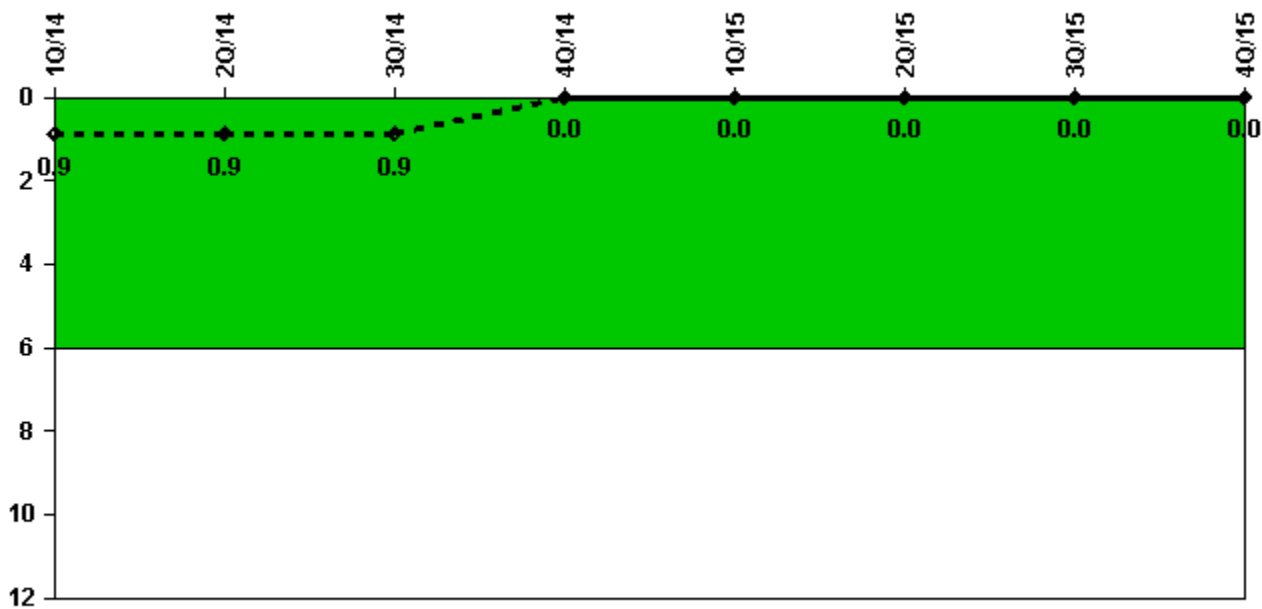
Thresholds: White > 3.0 Yellow > 6.0 Red > 25.0

Notes

Unplanned Scrams per 7000 Critical Hrs	1Q/14	2Q/14	3Q/14	4Q/14	1Q/15	2Q/15	3Q/15	4Q/15
Unplanned scrams	0	0	0	0	0	0	0	0
Critical hours	2159.0	2184.0	2208.0	2209.0	2087.1	1305.1	2208.0	2209.0
Indicator value	0	0	0	0	0	0	0	0

Licensee Comments: none

Unplanned Power Changes per 7000 Critical Hrs



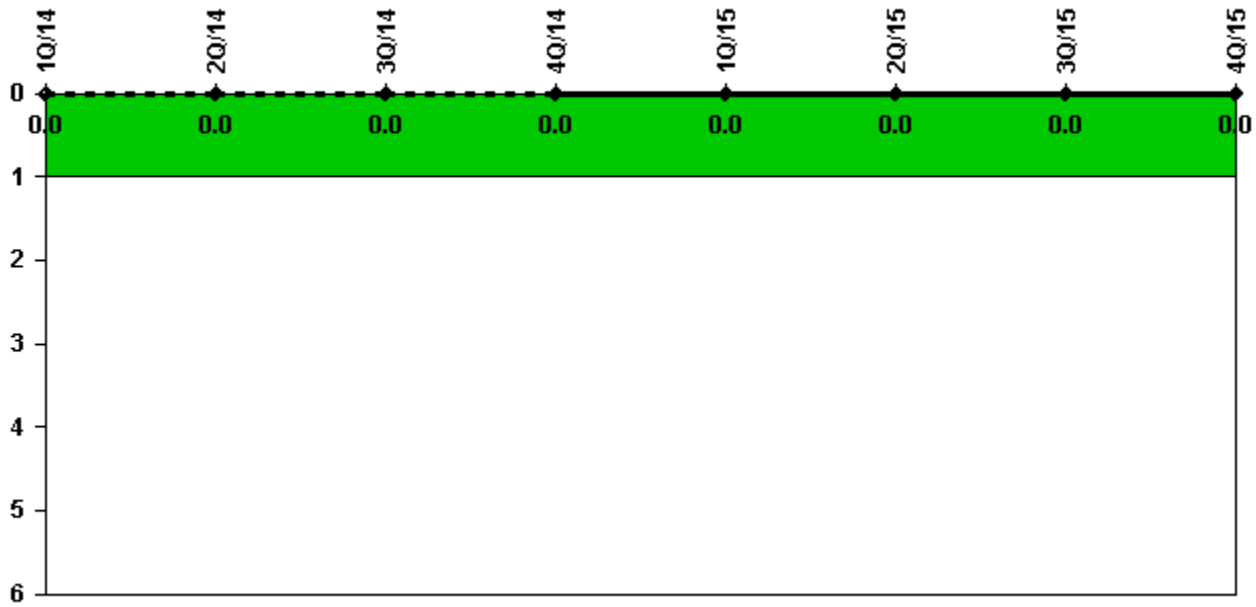
Thresholds: White > 6.0

Notes

Unplanned Power Changes per 7000 Critical Hrs	1Q/14	2Q/14	3Q/14	4Q/14	1Q/15	2Q/15	3Q/15	4Q/15
Unplanned power changes	0	0	0	0	0	0	0	0
Critical hours	2159.0	2184.0	2208.0	2209.0	2087.1	1305.1	2208.0	2209.0
Indicator value	0.9	0.9	0.9	0	0	0	0	0

Licensee Comments: none

Unplanned Scrams with Complications



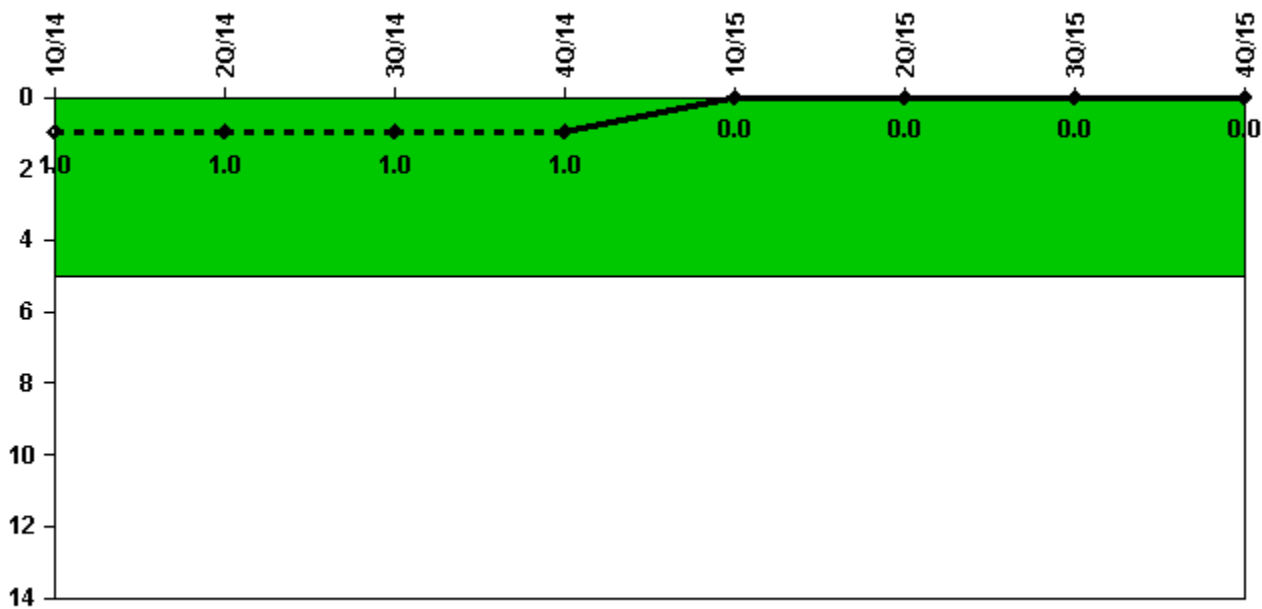
Thresholds: White > 1.0

Notes

Unplanned Scrams with Complications	1Q/14	2Q/14	3Q/14	4Q/14	1Q/15	2Q/15	3Q/15	4Q/15
Scrams with complications	0	0	0	0	0	0	0	0
Indicator value	0.0	0.0	0.0	0.0	0.0	0.0	0.0	0.0

Licensee Comments: none

Safety System Functional Failures (PWR)



Thresholds: White > 5.0

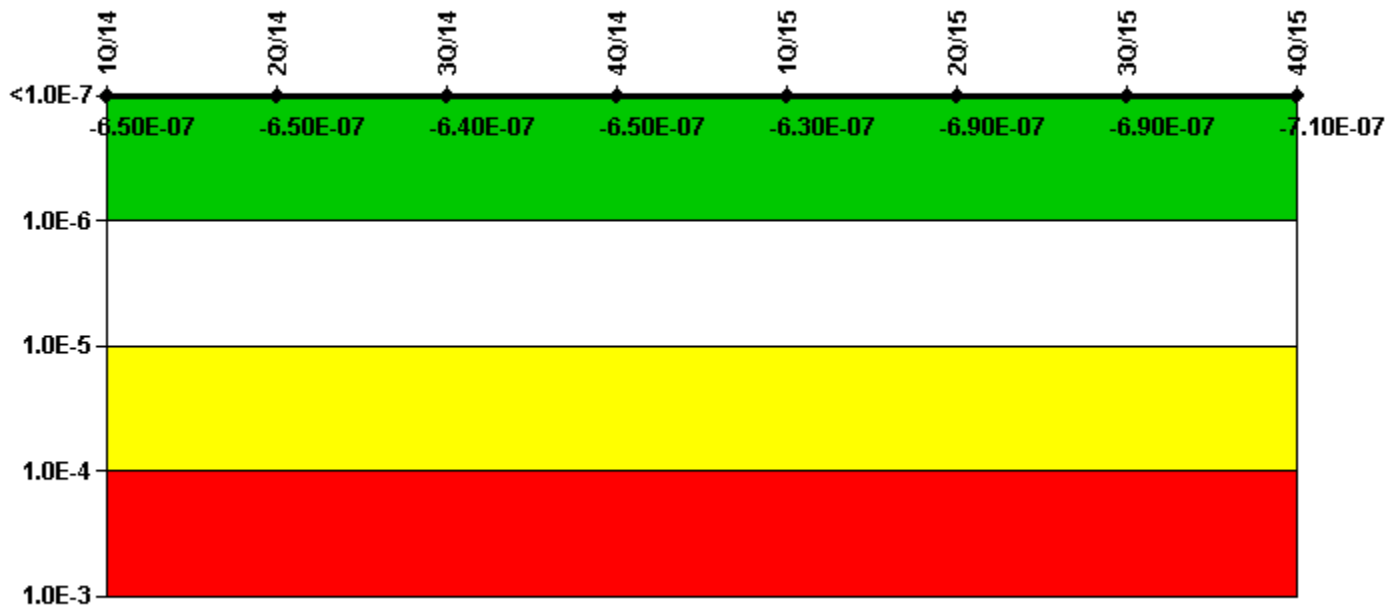
Notes

Safety System Functional Failures (PWR)	1Q/14	2Q/14	3Q/14	4Q/14	1Q/15	2Q/15	3Q/15	4Q/15
Safety System Functional Failures	1	0	0	0	0	0	0	0
Indicator value	1	1	1	1	0	0	0	0

Licensee Comments:

1Q/14: LER Unit 2 2014-001-00, Standby Diesel 23 Cooling Water Leak

Mitigating Systems Performance Index, Emergency AC Power System



Thresholds: White > 1.00E-6 Yellow > 1.00E-5 Red > 1.00E-4

Notes

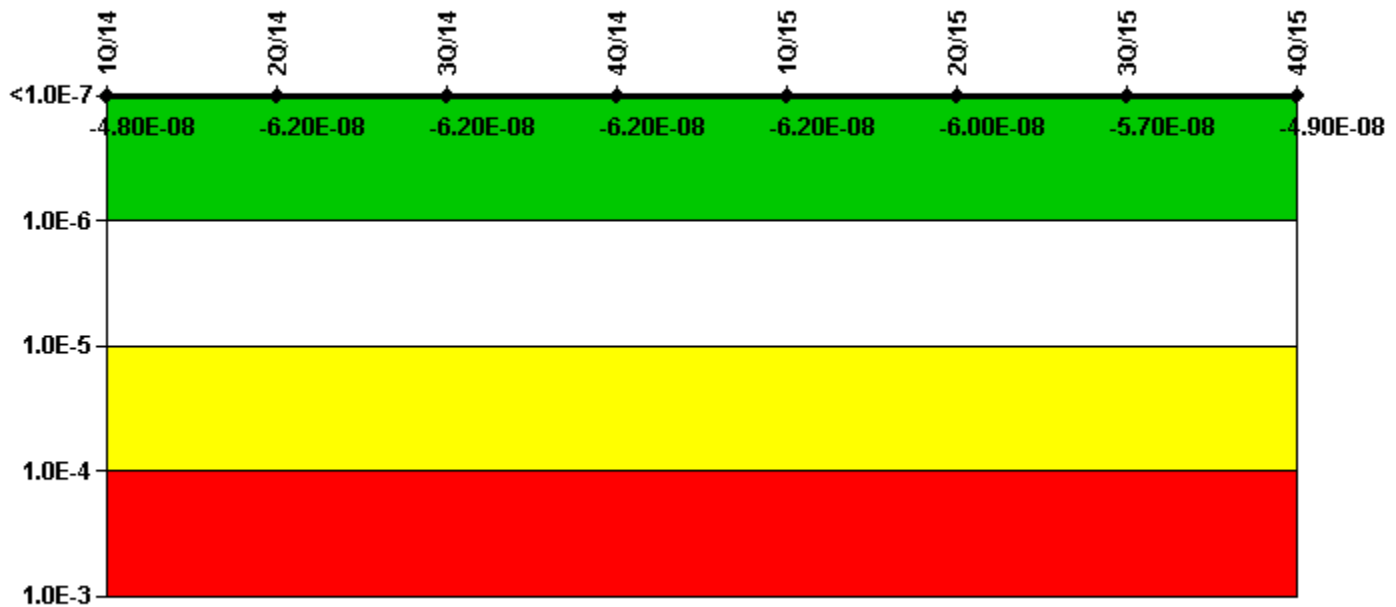
Mitigating Systems Performance Index, Emergency AC Power System	1Q/14	2Q/14	3Q/14	4Q/14	1Q/15	2Q/15	3Q/15	4Q/15
UAI (Δ CDF)	1.02E-07	9.96E-08	9.82E-08	8.32E-08	1.08E-07	4.73E-08	4.91E-08	2.88E-08
URI (Δ CDF)	-7.53E-07	-7.47E-07	-7.42E-07	-7.36E-07	-7.36E-07	-7.36E-07	-7.36E-07	-7.36E-07
PLE	NO	NO	NO	NO	NO	NO	NO	NO
Indicator value	-6.50E-07	-6.50E-07	-6.40E-07	-6.50E-07	-6.30E-07	-6.90E-07	-6.90E-07	-7.10E-07

Licensee Comments:

4Q/14: The UABLP coefficient was revised for DG21 effective 1Q15 for 5 year maintenance. This is reflected in the revision to the MSPI Bases Document, Rev. 19.

3Q/14: Planned unavailable hours corrected for May 2014 for EDG 23. This did not change the color of the indicator. CR 14-16801

Mitigating Systems Performance Index, High Pressure Injection System



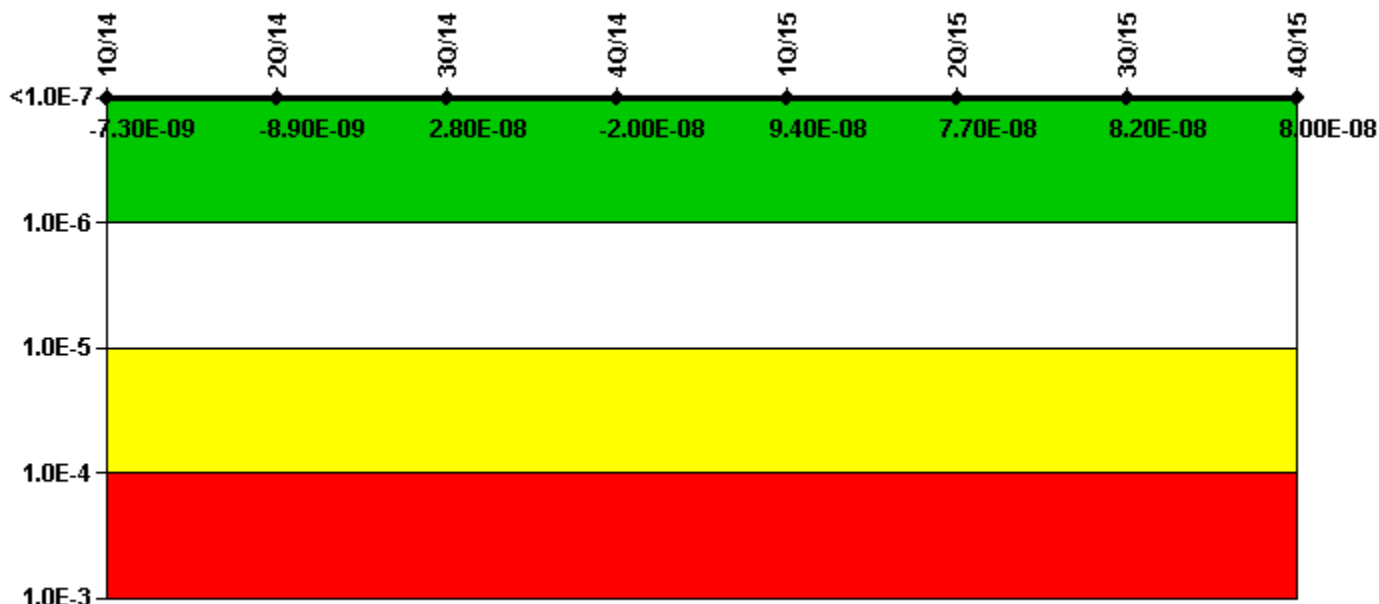
Thresholds: White > 1.00E-6 Yellow > 1.00E-5 Red > 1.00E-4

Notes

Mitigating Systems Performance Index, High Pressure Injection System	1Q/14	2Q/14	3Q/14	4Q/14	1Q/15	2Q/15	3Q/15	4Q/15
UAI (Δ CDF)	-2.25E-08	-3.65E-08	-3.65E-08	-3.65E-08	-3.65E-08	-3.50E-08	-3.18E-08	-2.37E-08
URI (Δ CDF)	-2.53E-08	-2.53E-08	-2.53E-08	-2.53E-08	-2.53E-08	-2.53E-08	-2.53E-08	-2.53E-08
PLE	NO	NO	NO	NO	NO	NO	NO	NO
Indicator value	-4.80E-08	-6.20E-08	-6.20E-08	-6.20E-08	-6.20E-08	-6.00E-08	-5.70E-08	-4.90E-08

Licensee Comments: none

Mitigating Systems Performance Index, Heat Removal System




Thresholds: White > 1.00E-6 Yellow > 1.00E-5 Red > 1.00E-4

Notes

Mitigating Systems Performance Index, Heat Removal System	1Q/14	2Q/14	3Q/14	4Q/14	1Q/15	2Q/15	3Q/15	4Q/15
UAI (ΔCDF)	5.07E-08	4.90E-08	8.61E-08	3.74E-08	5.08E-08	3.42E-08	3.88E-08	3.71E-08
URI (ΔCDF)	-5.79E-08	-5.79E-08	-5.79E-08	-5.71E-08	4.33E-08	4.33E-08	4.33E-08	4.33E-08
PLE	NO	NO	NO	NO	NO	NO	NO	NO
Indicator value	-7.30E-09	-8.90E-09	2.80E-08	-2.00E-08	9.40E-08	7.70E-08	8.20E-08	8.00E-08

Licensee Comments: none

Mitigating Systems Performance Index, Residual Heat Removal System



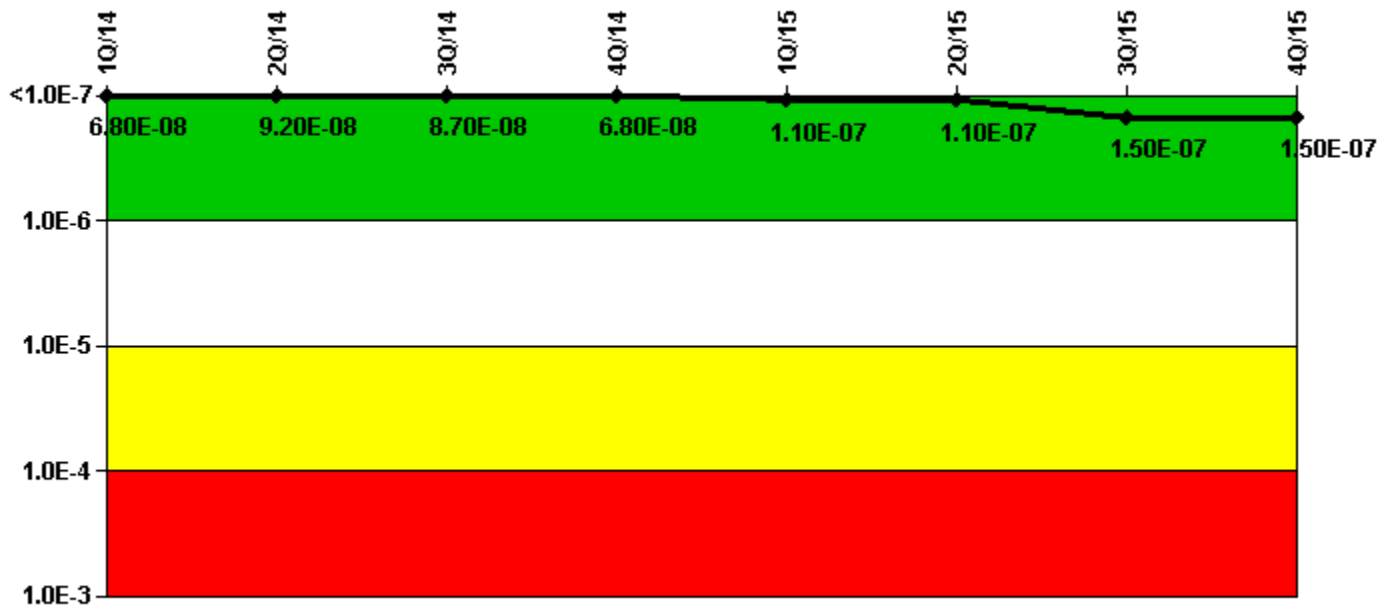
Thresholds: White > 1.00E-6 Yellow > 1.00E-5 Red > 1.00E-4

Notes

Mitigating Systems Performance Index, Residual Heat Removal System	1Q/14	2Q/14	3Q/14	4Q/14	1Q/15	2Q/15	3Q/15	4Q/15
UAI (Δ CDF)	2.17E-08	2.95E-08	7.45E-08	5.14E-08	8.73E-08	7.27E-08	6.67E-08	7.59E-08
URI (Δ CDF)	-1.14E-08	-1.14E-08	-1.14E-08	-1.14E-08	-1.14E-08	-1.14E-08	-1.14E-08	-1.14E-08
PLE	NO	NO	NO	NO	NO	NO	NO	NO
Indicator value	1.00E-08	1.80E-08	6.30E-08	4.00E-08	7.60E-08	6.10E-08	5.50E-08	6.40E-08

Licensee Comments: none

Mitigating Systems Performance Index, Cooling Water Systems



Thresholds: White > 1.00E-6 Yellow > 1.00E-5 Red > 1.00E-4

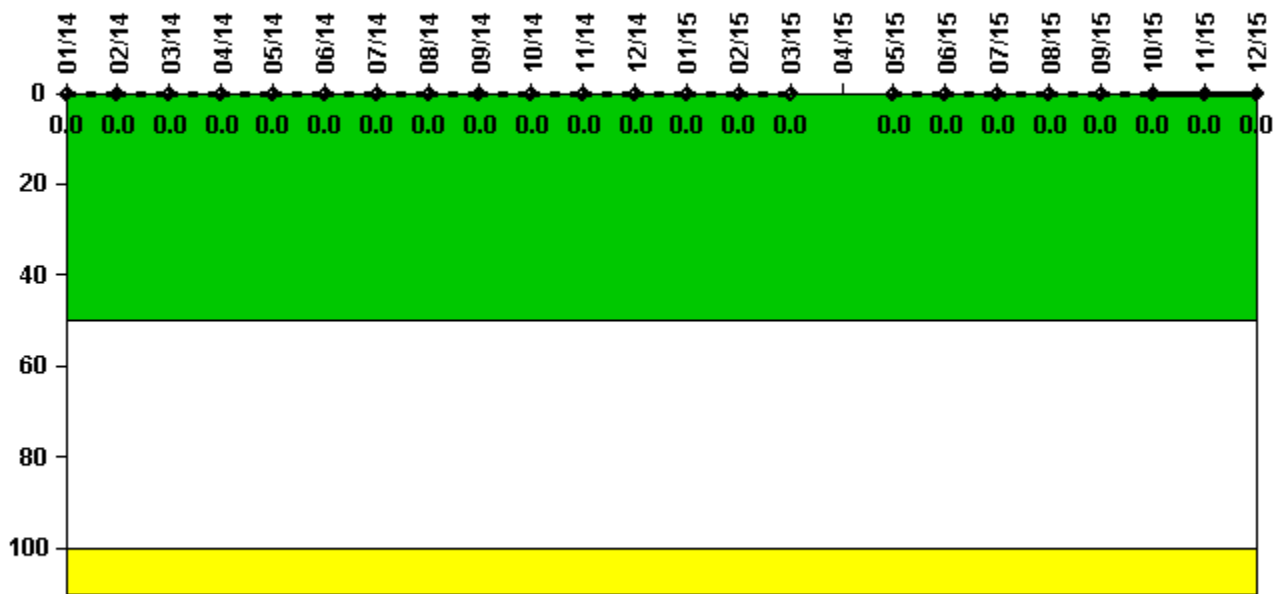
Notes

Mitigating Systems Performance Index, Cooling Water Systems	1Q/14	2Q/14	3Q/14	4Q/14	1Q/15	2Q/15	3Q/15	4Q/15
UAI (Δ CDF)	1.06E-07	1.30E-07	1.26E-07	1.06E-07	1.50E-07	1.48E-07	1.88E-07	1.85E-07
URI (Δ CDF)	-3.84E-08	-3.84E-08	-3.84E-08	-3.84E-08	-3.84E-08	-3.84E-08	-3.84E-08	-3.84E-08
PLE	NO	NO	NO	NO	NO	NO	NO	NO
Indicator value	6.80E-08	9.20E-08	8.70E-08	6.80E-08	1.10E-07	1.10E-07	1.50E-07	1.50E-07

Licensee Comments:

2Q/14: Revision 17 MSPI Bases Document - Revised Cooling Water System diagram to reflect removal of lube water strainers and supply line to pump bearings (CR 12-91-32)

Reactor Coolant System Activity



Thresholds: White > 50.0 Yellow > 100.0

Notes

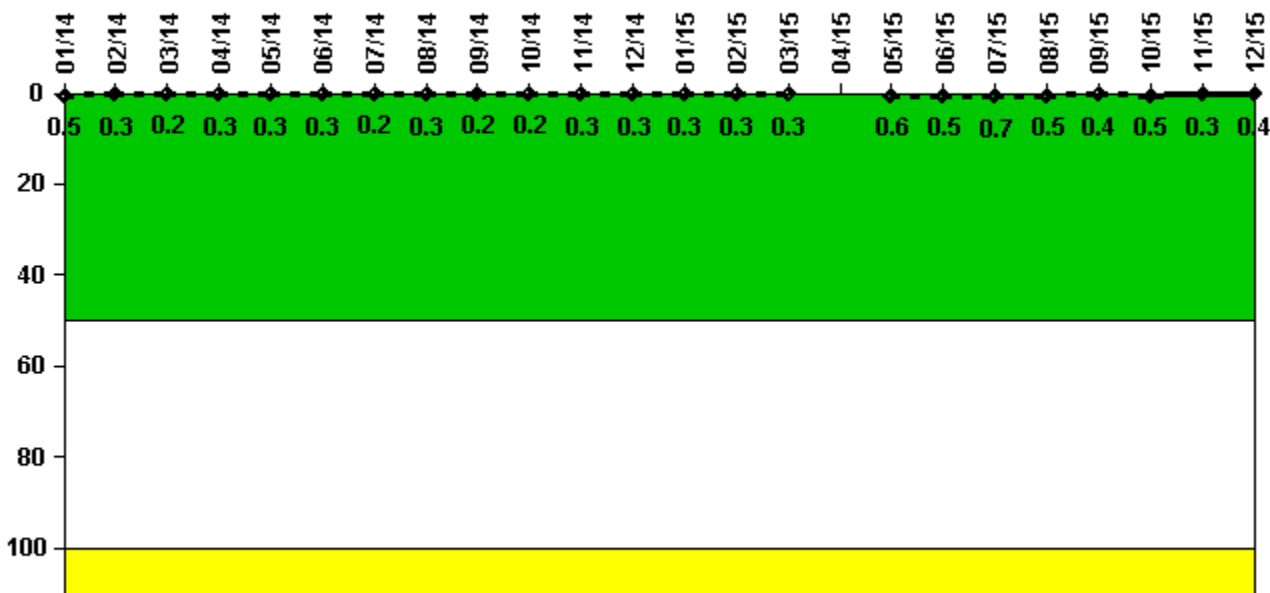
Reactor Coolant System Activity	1/14	2/14	3/14	4/14	5/14	6/14	7/14	8/14	9/14	10/14	11/14	12/14
Maximum activity	0.000041	0.000041	0.000038	0.000041	0.000044	0.000047	0.000041	0.000046	0.000052	0.000048	0.000048	0.000047
Technical specification limit	1.0	1.0	1.0	1.0	1.0	1.0	1.0	1.0	1.0	1.0	1.0	1.0
Indicator value	0	0	0	0	0	0	0	0	0	0	0	0

Reactor Coolant System Activity	1/15	2/15	3/15	4/15	5/15	6/15	7/15	8/15	9/15	10/15	11/15	12/15
Maximum activity	0.000052	0.000050	0.000049	N/A	0.000026	0.000026	0.000030	0.000028	0.000030	0.000026	0.000026	0.000035
Technical specification limit	1.0	1.0	1.0	1.0	1.0	1.0	1.0	1.0	1.0	1.0	1.0	1.0
Indicator value	0	0	0	N/A	0	0	0	0	0	0	0	0

Licensee Comments:

6/15: Unit 2 was shut down and did not operate for the month of April 2015.

Reactor Coolant System Leakage



Thresholds: White > 50.0 Yellow > 100.0

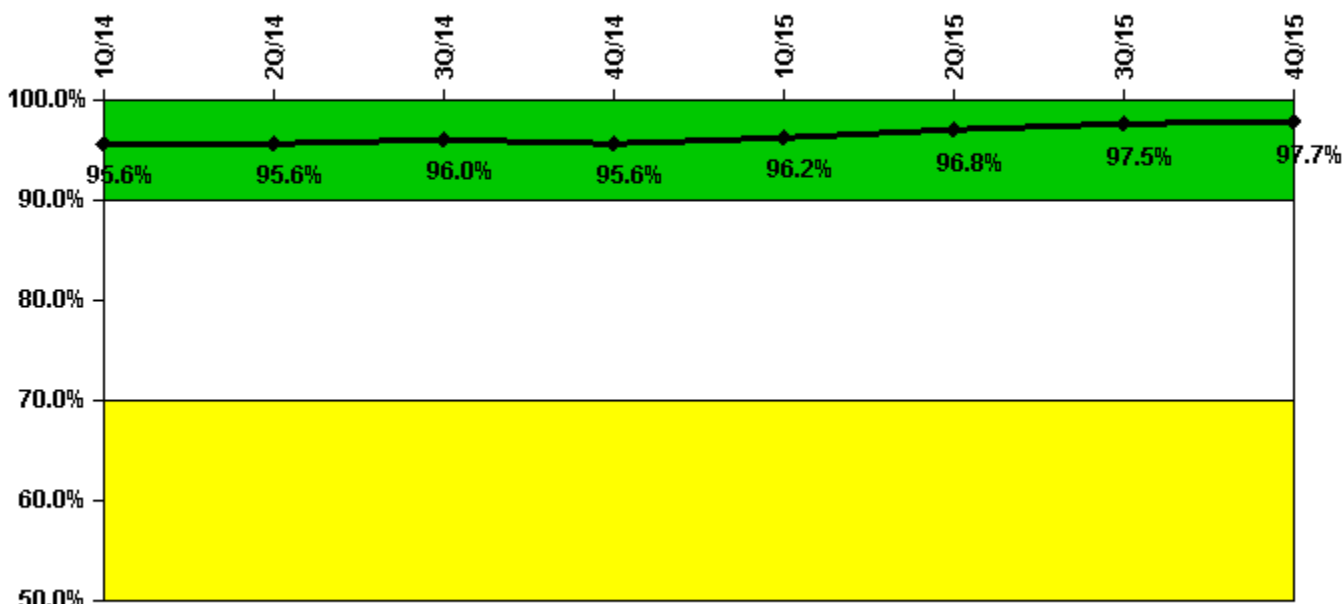
Notes

Reactor Coolant System Leakage	1/14	2/14	3/14	4/14	5/14	6/14	7/14	8/14	9/14	10/14	11/14	12/14
Maximum leakage	0.050	0.026	0.018	0.034	0.027	0.025	0.023	0.026	0.023	0.024	0.026	0.030
Technical specification limit	10.0	10.0	10.0	10.0	10.0	10.0	10.0	10.0	10.0	10.0	10.0	10.0
Indicator value	0.5	0.3	0.2	0.3	0.3	0.3	0.2	0.3	0.2	0.2	0.3	0.3
Reactor Coolant System Leakage	1/15	2/15	3/15	4/15	5/15	6/15	7/15	8/15	9/15	10/15	11/15	12/15
Maximum leakage	0.026	0.026	0.034	N/A	0.059	0.046	0.069	0.046	0.036	0.052	0.034	0.037
Technical specification limit	10.0	10.0	10.0	10.0	10.0	10.0	10.0	10.0	10.0	10.0	10.0	10.0
Indicator value	0.3	0.3	0.3	N/A	0.6	0.5	0.7	0.5	0.4	0.5	0.3	0.4

Licensee Comments:

6/15: Unit 2 was shut down and did not operate for the month of April 2015.

Drill/Exercise Performance



Thresholds: White < 90.0% Yellow < 70.0%

Notes

Drill/Exercise Performance	1Q/14	2Q/14	3Q/14	4Q/14	1Q/15	2Q/15	3Q/15	4Q/15
Successful opportunities	37.0	59.0	69.0	46.0	104.0	91.0	60.0	2.0
Total opportunities	40.0	61.0	70.0	48.0	106.0	91.0	61.0	2.0
Indicator value	95.6%	95.6%	96.0%	95.6%	96.2%	96.8%	97.5%	97.7%

Licensee Comments:

1Q/15: Corrected 4Q14 data DEP total opportunities from 50 to 46 and DEP total success from 52 to 48 due to administrative error. (CR 15-4048). This change did not affect the color of the indicator. Corrected 2Q14 data DEP total opportunities from 183 to 61 and DEP total success from 177 to 59 due data entry error (CR 15-2575). This change did not affect the color of the indicator.

4Q/14: Corrected 4Q14 data DEP total opportunities from 50 to 46 and DEP total success from 52 to 48 due to administrative error. (CR 15-4048). This change did not affect the color of the indicator.

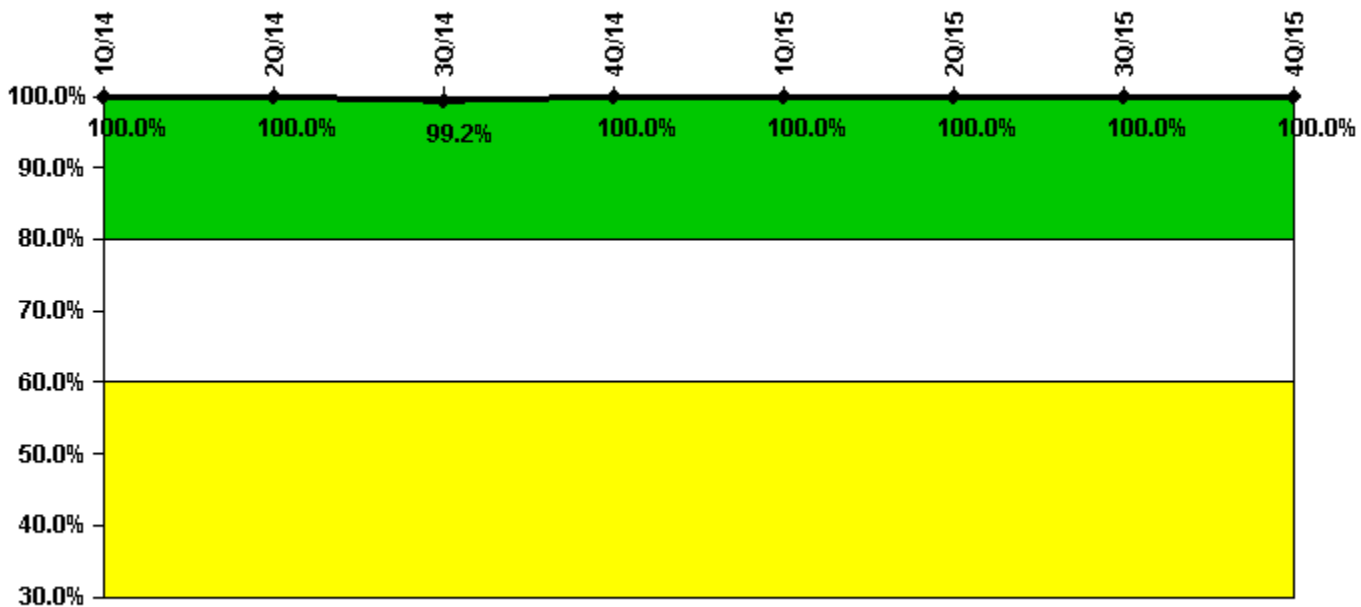
3Q/14: Corrected data from 1Q14 from 38 to 37 successful drill, exercise and event opportunities. It was determined that a performance indicator for a drill classification was unsuccessful. CR 14-12671. This did not affect the color of the indicator.

2Q/14: Corrected 2Q14 data DEP total opportunities from 183 to 61 and DEP total success from 177 to 59 due data entry error (CR 15-2575). This change did not affect the color of the indicator.

1Q/14: Corrected 3Q13 DEP total opportunities from 86 to 82 and DEP total success from 81 to 77 due to a missed calculation of the Protective Action Recommendation opportunities/successes (CR 14-7530). This change did not affect the color of the indicator.

1Q/14: Corrected 3Q13 DEP total opportunities from 86 to 82 and DEP total success from 81 to 77 due to a missed calculation of the Protective Action Recommendation opportunities/successes (CR 14-7530). This change did not affect the color of the indicator.

ERO Drill Participation



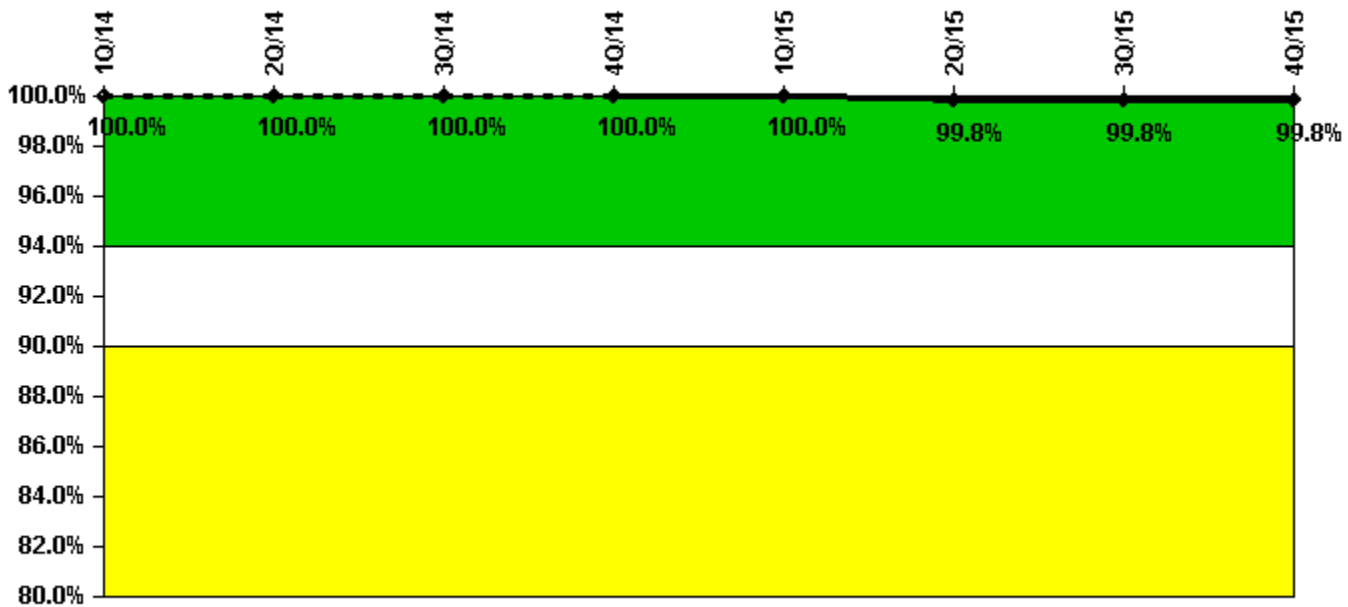
Thresholds: White < 80.0% Yellow < 60.0%

Notes

ERO Drill Participation	1Q/14	2Q/14	3Q/14	4Q/14	1Q/15	2Q/15	3Q/15	4Q/15
Participating Key personnel	124.0	123.0	120.0	127.0	129.0	127.0	128.0	125.0
Total Key personnel	124.0	123.0	121.0	127.0	129.0	127.0	128.0	125.0
Indicator value	100.0%	100.0%	99.2%	100.0%	100.0%	100.0%	100.0%	100.0%

Licensee Comments: none

Alert & Notification System



Thresholds: White < 94.0% Yellow < 90.0%

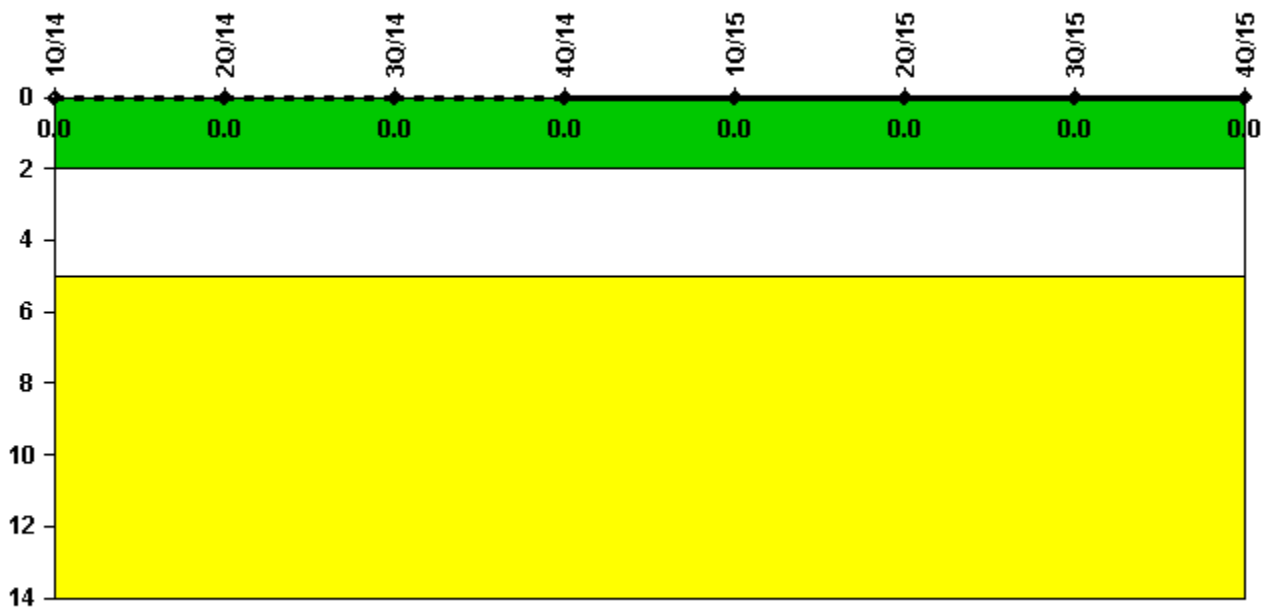
Notes

Alert & Notification System	1Q/14	2Q/14	3Q/14	4Q/14	1Q/15	2Q/15	3Q/15	4Q/15
Successful siren-tests	288	224	256	256	256	222	256	256
Total sirens-tests	288	224	256	256	256	224	256	256
Indicator value	100.0%	100.0%	100.0%	100.0%	100.0%	99.8%	99.8%	99.8%

Licensee Comments:

2Q/14: Corrected 2Q14 data Successful siren-tests from 672 to 224 and Total siren-tests from 672 to 224 (CR 15-2575). This change did not affect the color of the indicator.

Occupational Exposure Control Effectiveness



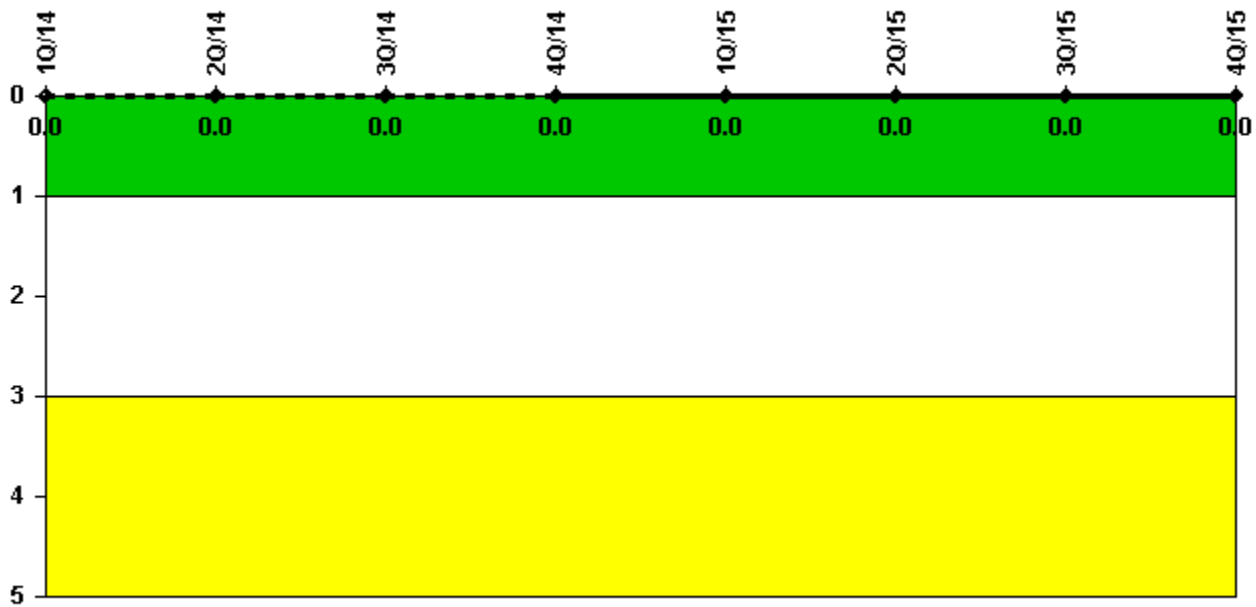
Thresholds: White > 2.0 Yellow > 5.0

Notes

Occupational Exposure Control Effectiveness	1Q/14	2Q/14	3Q/14	4Q/14	1Q/15	2Q/15	3Q/15	4Q/15
High radiation area occurrences	0	0	0	0	0	0	0	0
Very high radiation area occurrences	0	0	0	0	0	0	0	0
Unintended exposure occurrences	0	0	0	0	0	0	0	0
Indicator value	0	0	0	0	0	0	0	0

Licensee Comments: none

RETS/ODCM Radiological Effluent



Thresholds: White > 1.0 Yellow > 3.0

Notes

RETS/ODCM Radiological Effluent	1Q/14	2Q/14	3Q/14	4Q/14	1Q/15	2Q/15	3Q/15	4Q/15
RETS/ODCM occurrences	0	0	0	0	0	0	0	0
Indicator value	0	0	0	0	0	0	0	0

Licensee Comments: none

Although the Security Cornerstone is included in the Reactor Oversight Process assessment program, the Commission has decided that specific information related to findings and performance indicators pertaining to the Security Cornerstone will not be publicly available to ensure that security information is not provided to a possible adversary. Other than the fact that a finding or performance indicator is Green or Greater-Than-Green, security related information will not be displayed on the public web page.

▲ [Action Matrix Summary](#) | [Inspection Findings Summary](#) | [PI Summary](#) | [Reactor Oversight Process](#)

Last Modified: March 1, 2016