

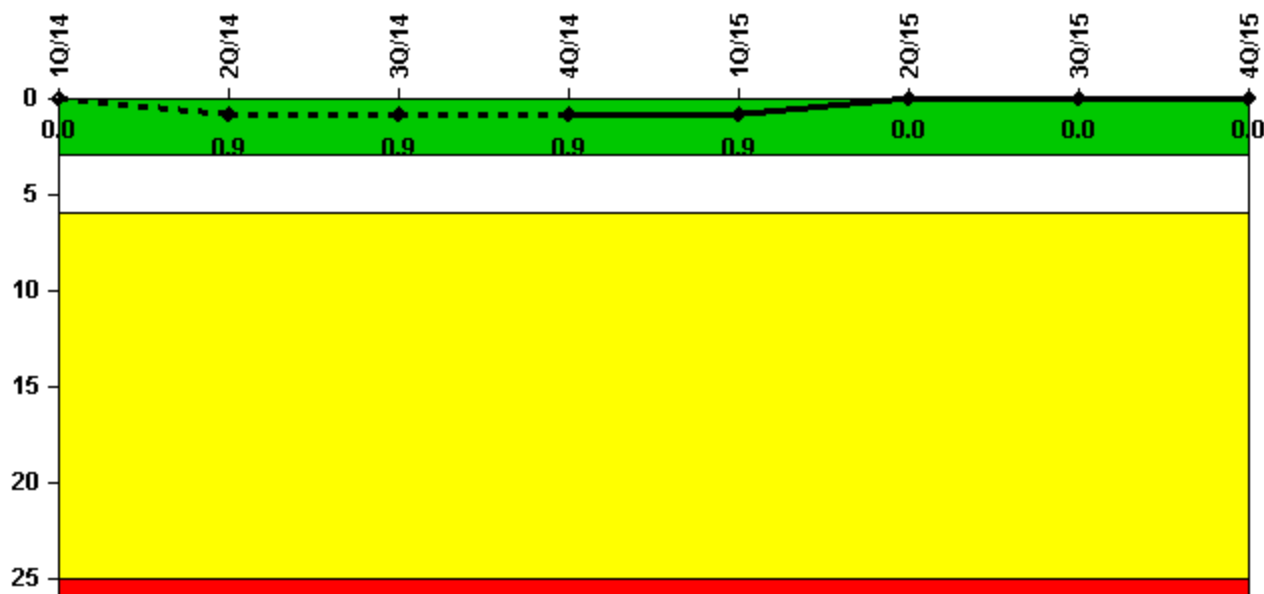
Quad Cities 2

4Q/2015 Performance Indicators

The solid trend line represents the current reporting period.

Licensee's General Comments: none

Unplanned Scrams per 7000 Critical Hrs



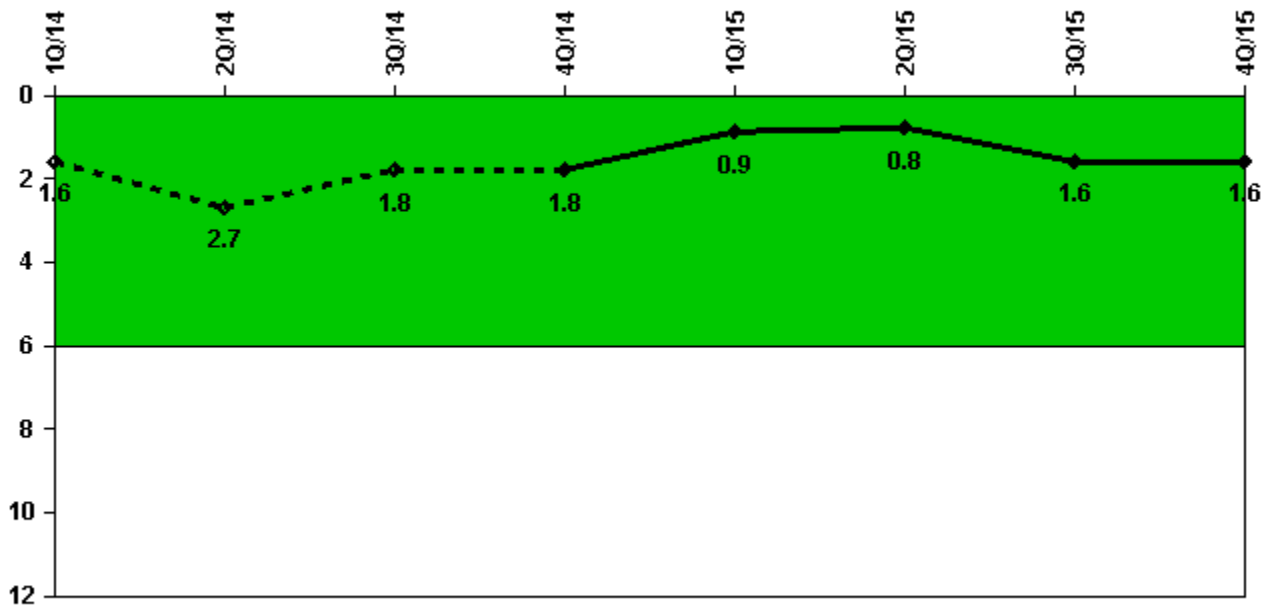
Thresholds: White > 3.0 Yellow > 6.0 Red > 25.0

Notes

Unplanned Scrams per 7000 Critical Hrs	1Q/14	2Q/14	3Q/14	4Q/14	1Q/15	2Q/15	3Q/15	4Q/15
Unplanned scrams	0	1.0	0	0	0	0	0	0
Critical hours	2156.4	1346.8	2208.0	2209.0	2159.0	2184.0	2208.0	2209.0
Indicator value	0	0.9	0.9	0.9	0.9	0	0	0

Licensee Comments: none

Unplanned Power Changes per 7000 Critical Hrs



Thresholds: White > 6.0

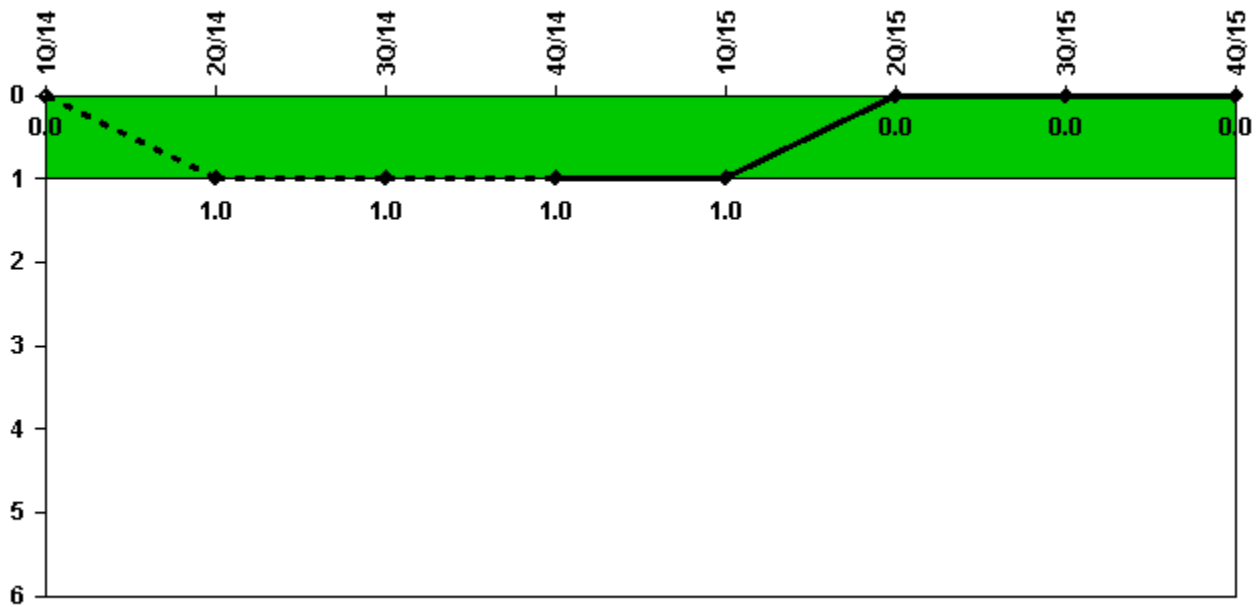
Notes

Unplanned Power Changes per 7000 Critical Hrs	1Q/14	2Q/14	3Q/14	4Q/14	1Q/15	2Q/15	3Q/15	4Q/15
Unplanned power changes	1.0	1.0	0	0	0	1.0	1.0	0
Critical hours	2156.4	1346.8	2208.0	2209.0	2159.0	2184.0	2208.0	2209.0
Indicator value	1.6	2.7	1.8	1.8	0.9	0.8	1.6	1.6

Licensee Comments:

3Q/15: U-2 Recirculation Pump trip greater than 20%

Unplanned Scrams with Complications



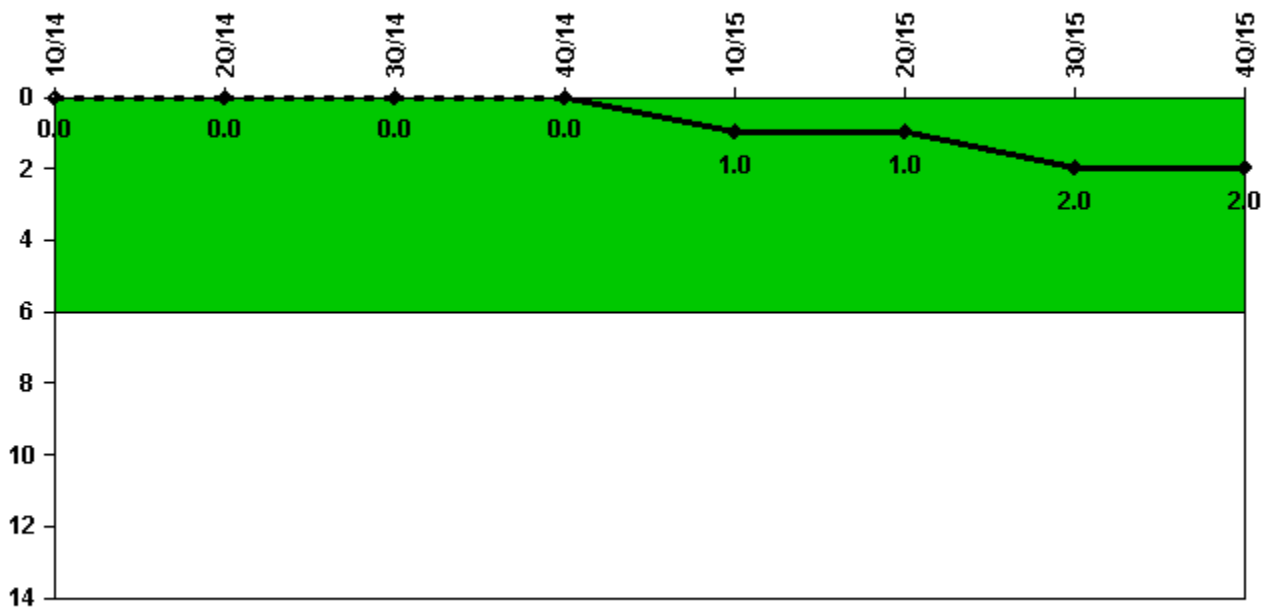
Thresholds: White > 1.0

Notes

Unplanned Scrams with Complications	1Q/14	2Q/14	3Q/14	4Q/14	1Q/15	2Q/15	3Q/15	4Q/15
Scrams with complications	0	1.0	0	0	0	0	0	0
Indicator value	0.0	1.0	1.0	1.0	1.0	0.0	0.0	0.0

Licensee Comments: none

Safety System Functional Failures (BWR)



Thresholds: White > 6.0

Notes

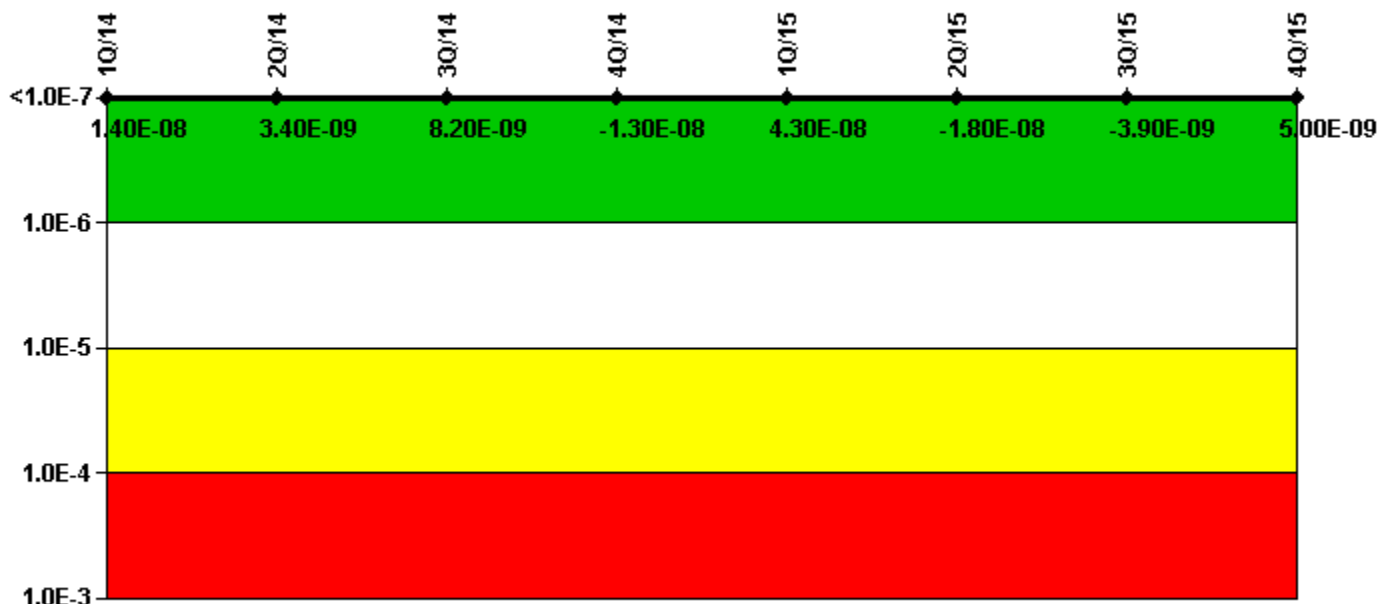
Safety System Functional Failures (BWR)	1Q/14	2Q/14	3Q/14	4Q/14	1Q/15	2Q/15	3Q/15	4Q/15
Safety System Functional Failures	0	0	0	0	1	0	1	0
Indicator value	0	0	0	0	1	1	2	2

Licensee Comments:

3Q/15: LER 254/2015-009-00, Loss of Control Room Emergency Ventilation System Due to Air Filtration Unit Damper Failure (affects Units 1 and 2)

1Q/15: LER 254/2104-005-00, Main Control Room Door Unable to Close Causes Loss of Control Room Envelope Boundary (affects BOTH units)

Mitigating Systems Performance Index, Emergency AC Power System



Thresholds: White > 1.00E-6 Yellow > 1.00E-5 Red > 1.00E-4

Notes

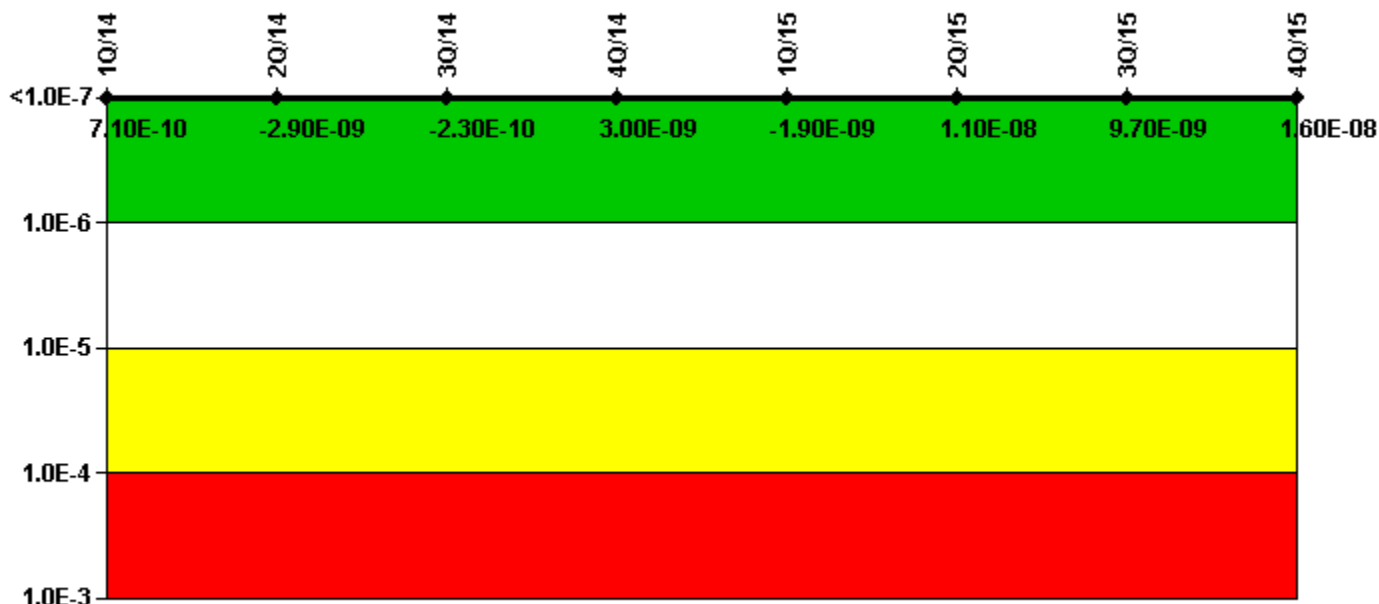
Mitigating Systems Performance Index, Emergency AC Power System	1Q/14	2Q/14	3Q/14	4Q/14	1Q/15	2Q/15	3Q/15	4Q/15
UAI (Δ CDF)	2.61E-08	1.75E-08	2.02E-08	-5.80E-10	5.40E-08	5.00E-08	6.37E-08	7.35E-08
URI (Δ CDF)	-1.21E-08	-1.41E-08	-1.20E-08	-1.26E-08	-1.11E-08	-6.80E-08	-6.76E-08	-6.85E-08
PLE	NO	NO	NO	NO	NO	NO	NO	NO
Indicator value	1.40E-08	3.40E-09	8.20E-09	-1.30E-08	4.30E-08	-1.80E-08	-3.90E-09	5.00E-09

Licensee Comments:

2Q/15: Changed PRA Parameter(s). Changed PRA Parameter(s).

4Q/14: Includes endurance run and short work window.

Mitigating Systems Performance Index, High Pressure Injection System



Thresholds: White > 1.00E-6 Yellow > 1.00E-5 Red > 1.00E-4

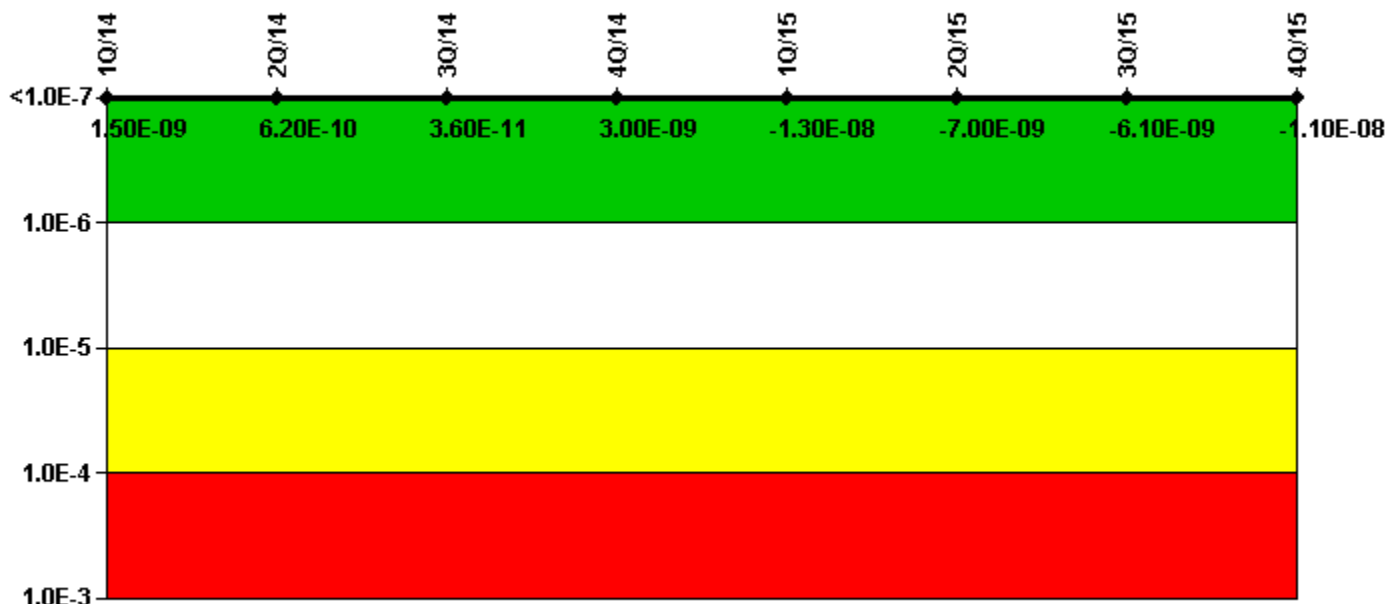
Notes

Mitigating Systems Performance Index, High Pressure Injection System	1Q/14	2Q/14	3Q/14	4Q/14	1Q/15	2Q/15	3Q/15	4Q/15
UAI (ΔCDF)	1.44E-08	1.20E-08	1.47E-08	1.80E-08	1.24E-08	2.74E-08	2.60E-08	3.28E-08
URI (ΔCDF)	-1.37E-08	-1.49E-08	-1.49E-08	-1.49E-08	-1.43E-08	-1.63E-08	-1.63E-08	-1.63E-08
PLE	NO	NO	NO	NO	NO	NO	NO	NO
Indicator value	7.10E-10	-2.90E-09	-2.30E-10	3.00E-09	-1.90E-09	1.10E-08	9.70E-09	1.60E-08

Licensee Comments:

2Q/15: Changed PRA Parameter(s). Changed PRA Parameter(s).

Mitigating Systems Performance Index, Heat Removal System



Thresholds: White > 1.00E-6 Yellow > 1.00E-5 Red > 1.00E-4

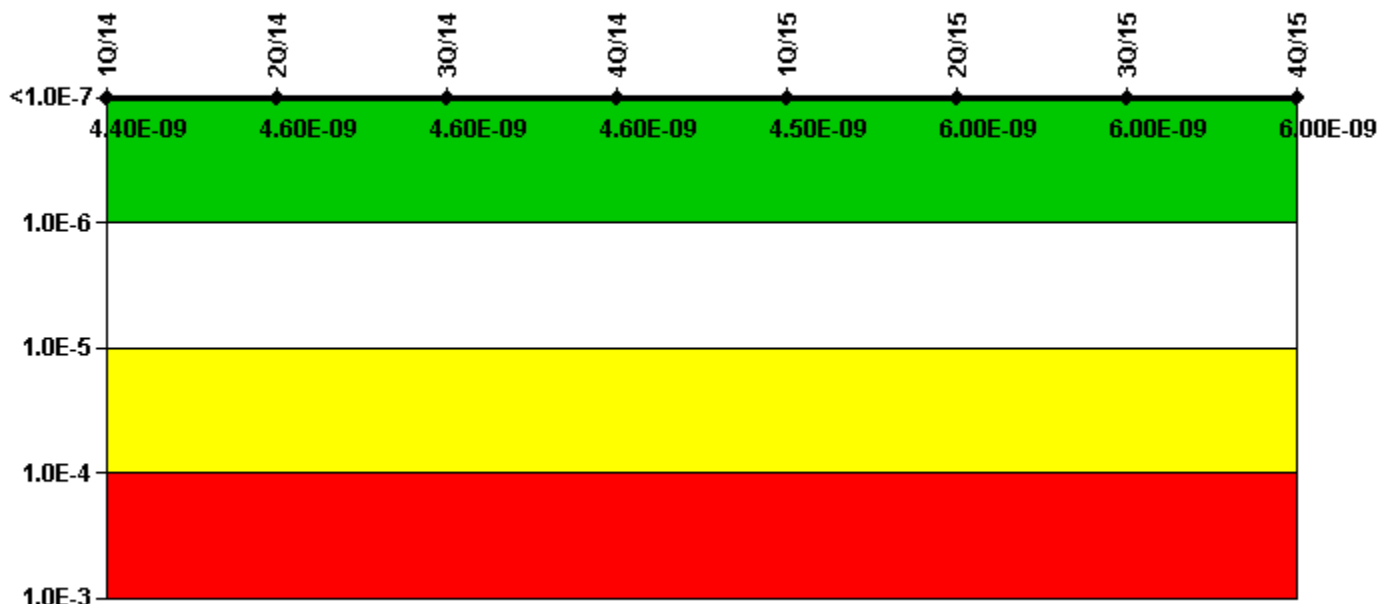
Notes

Mitigating Systems Performance Index, Heat Removal System	1Q/14	2Q/14	3Q/14	4Q/14	1Q/15	2Q/15	3Q/15	4Q/15
UAI (Δ CDF)	1.51E-08	1.59E-08	1.53E-08	1.74E-08	1.23E-09	6.44E-09	7.37E-09	2.11E-09
URI (Δ CDF)	-1.36E-08	-1.53E-08	-1.53E-08	-1.45E-08	-1.45E-08	-1.35E-08	-1.35E-08	-1.30E-08
PLE	NO	NO	NO	NO	NO	NO	NO	NO
Indicator value	1.50E-09	6.20E-10	3.60E-11	3.00E-09	-1.30E-08	-7.00E-09	-6.10E-09	-1.10E-08

Licensee Comments:

2Q/15: Changed PRA Parameter(s). Changed PRA Parameter(s).

Mitigating Systems Performance Index, Residual Heat Removal System



Thresholds: White > 1.00E-6 Yellow > 1.00E-5 Red > 1.00E-4

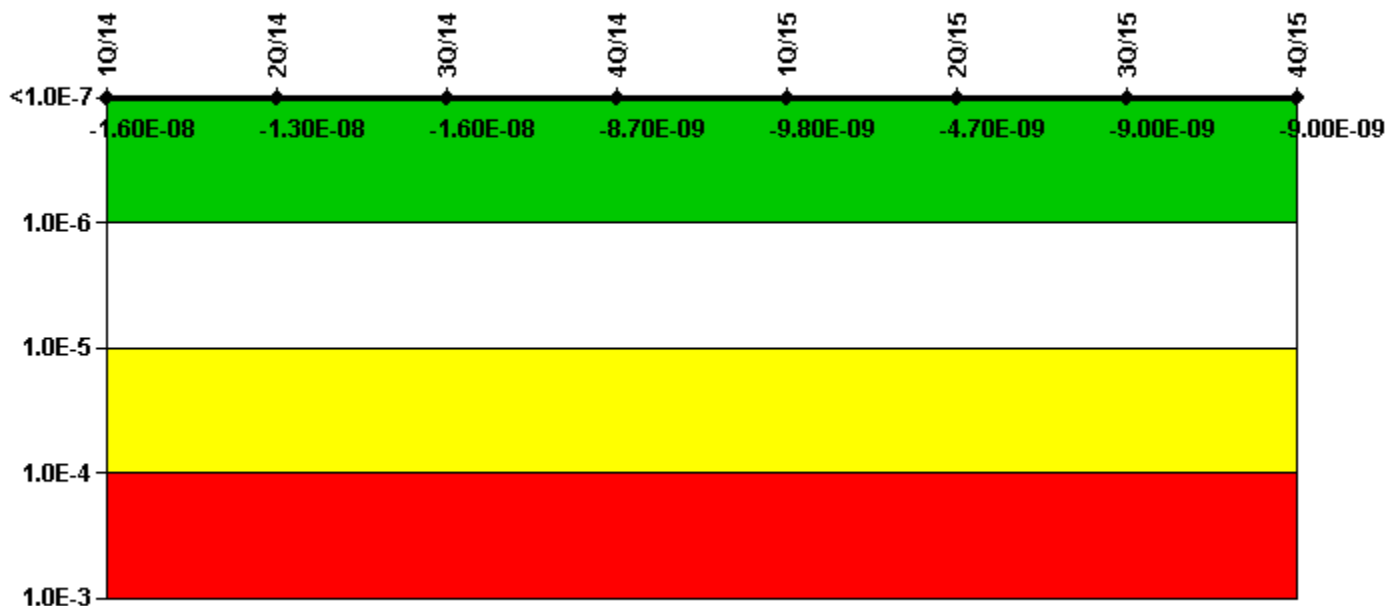
Notes

Mitigating Systems Performance Index, Residual Heat Removal System	1Q/14	2Q/14	3Q/14	4Q/14	1Q/15	2Q/15	3Q/15	4Q/15
UAI (Δ CDF)	-1.85E-08	-1.83E-08	-1.83E-08	-1.83E-08	-1.84E-08	-1.01E-08	-1.01E-08	-1.01E-08
URI (Δ CDF)	2.29E-08	2.29E-08	2.29E-08	2.29E-08	2.29E-08	1.61E-08	1.61E-08	1.61E-08
PLE	NO	NO	NO	NO	NO	NO	NO	NO
Indicator value	4.40E-09	4.60E-09	4.60E-09	4.60E-09	4.50E-09	6.00E-09	6.00E-09	6.00E-09

Licensee Comments:

2Q/15: Changed PRA Parameter(s). Changed PRA Parameter(s).

Mitigating Systems Performance Index, Cooling Water Systems



Thresholds: White > 1.00E-6 Yellow > 1.00E-5 Red > 1.00E-4

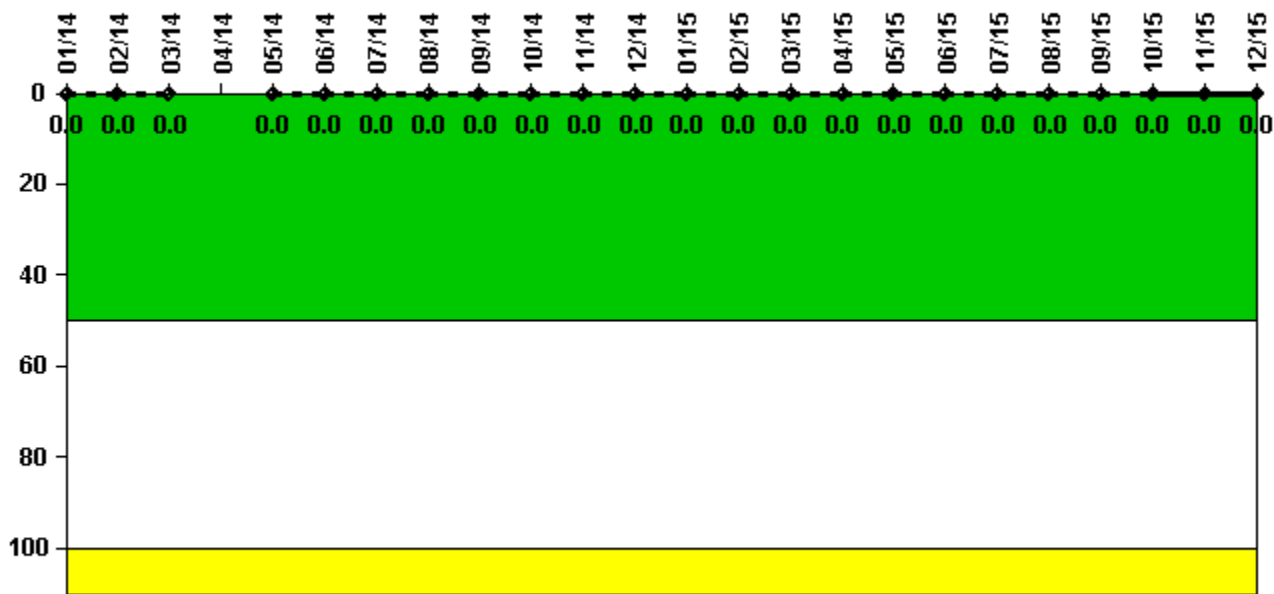
Notes

Mitigating Systems Performance Index, Cooling Water Systems	1Q/14	2Q/14	3Q/14	4Q/14	1Q/15	2Q/15	3Q/15	4Q/15
UAI (Δ CDF)	-1.54E-08	-1.26E-08	-1.57E-08	-8.13E-09	-9.28E-09	-4.59E-09	-8.88E-09	-8.88E-09
URI (Δ CDF)	-5.47E-10	-5.47E-10	-5.47E-10	-5.47E-10	-5.47E-10	-1.44E-10	-1.44E-10	-1.44E-10
PLE	NO	NO	NO	NO	NO	NO	NO	NO
Indicator value	-1.60E-08	-1.30E-08	-1.60E-08	-8.70E-09	-9.80E-09	-4.70E-09	-9.00E-09	-9.00E-09

Licensee Comments:

2Q/15: Changed PRA Parameter(s). Changed PRA Parameter(s).

Reactor Coolant System Activity



Thresholds: White > 50.0 Yellow > 100.0

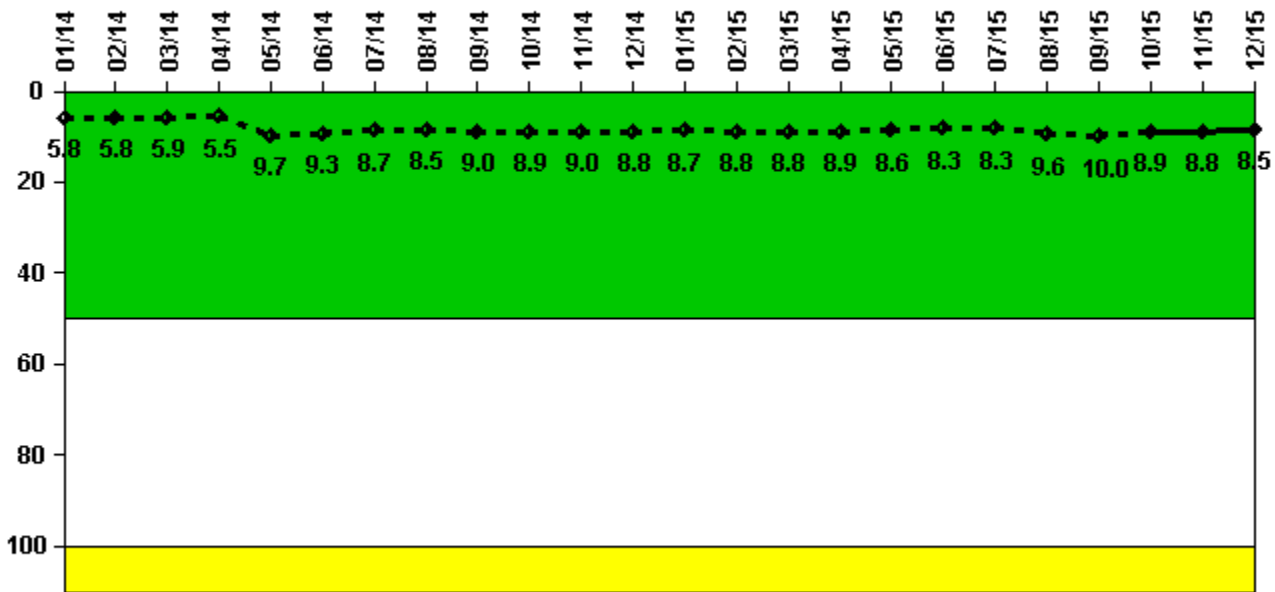
Notes

Reactor Coolant System Activity	1/14	2/14	3/14	4/14	5/14	6/14	7/14	8/14	9/14	10/14	11/14	12/14
Maximum activity	0.000006	0.000007	0.000006	N/A	0.000004	0.000006	0.000005	0.000012	0.000006	0.000012	0.000014	0.000012
Technical specification limit	0.2	0.2	0.2	0.2	0.2	0.2	0.2	0.2	0.2	0.2	0.2	0.2
Indicator value	0	0	0	N/A	0	0	0	0	0	0	0	0

Reactor Coolant System Activity	1/15	2/15	3/15	4/15	5/15	6/15	7/15	8/15	9/15	10/15	11/15	12/15
Maximum activity	0.000014	0.000011	0.000011	0.000010	0.000007	0.000007	0.000007	0.000014	0.000011	0.000012	0.000012	0.000011
Technical specification limit	0.2	0.2	0.2	0.2	0.2	0.2	0.2	0.2	0.2	0.2	0.2	0.2
Indicator value	0	0	0	0	0	0	0	0	0	0	0	0

Licensee Comments: none

Reactor Coolant System Leakage



Thresholds: White > 50.0 Yellow > 100.0

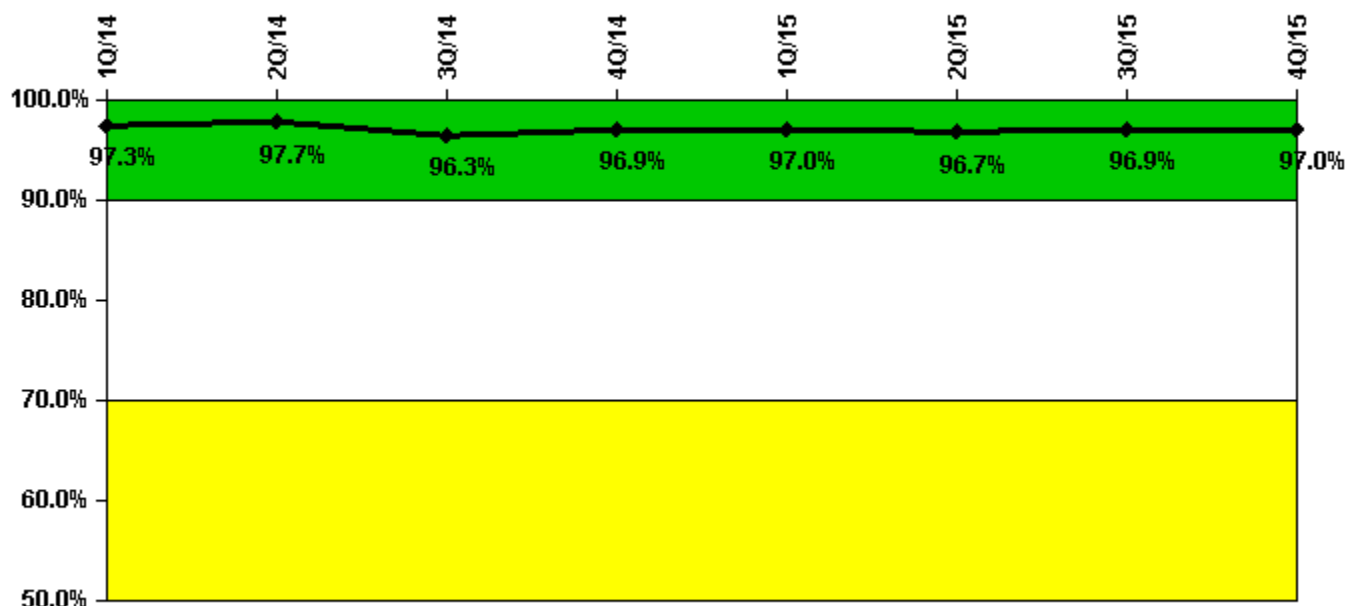
Notes

Reactor Coolant System Leakage	1/14	2/14	3/14	4/14	5/14	6/14	7/14	8/14	9/14	10/14	11/14	12/14
Maximum leakage	1.458	1.458	1.467	1.381	2.421	2.330	2.172	2.122	2.253	2.235	2.250	2.190
Technical specification limit	25.0	25.0	25.0	25.0	25.0	25.0	25.0	25.0	25.0	25.0	25.0	25.0
Indicator value	5.8	5.8	5.9	5.5	9.7	9.3	8.7	8.5	9.0	8.9	9.0	8.8

Reactor Coolant System Leakage	1/15	2/15	3/15	4/15	5/15	6/15	7/15	8/15	9/15	10/15	11/15	12/15
Maximum leakage	2.178	2.188	2.211	2.228	2.159	2.067	2.064	2.403	2.492	2.237	2.210	2.123
Technical specification limit	25.0	25.0	25.0	25.0	25.0	25.0	25.0	25.0	25.0	25.0	25.0	25.0
Indicator value	8.7	8.8	8.8	8.9	8.6	8.3	8.3	9.6	10.0	8.9	8.8	8.5

Licensee Comments: none

Drill/Exercise Performance



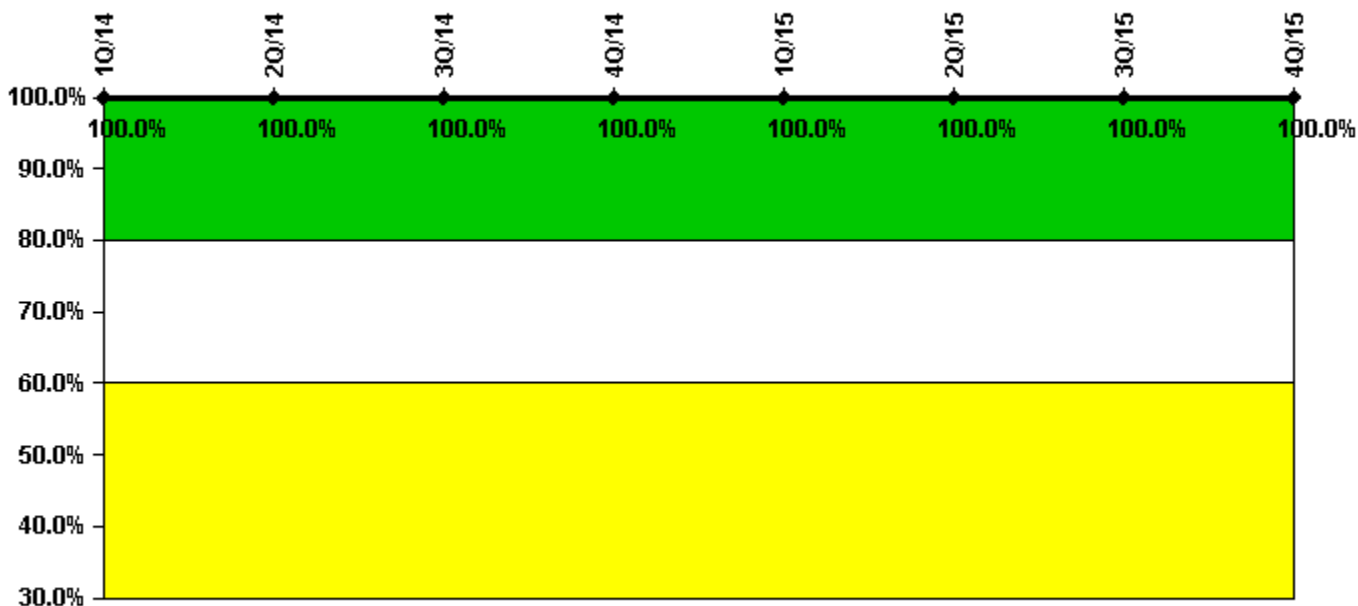
Thresholds: White < 90.0% Yellow < 70.0%

Notes

Drill/Exercise Performance	1Q/14	2Q/14	3Q/14	4Q/14	1Q/15	2Q/15	3Q/15	4Q/15
Successful opportunities	15.0	51.0	40.0	22.0	28.0	48.0	21.0	33.0
Total opportunities	15.0	52.0	45.0	22.0	28.0	49.0	22.0	33.0
Indicator value	97.3%	97.7%	96.3%	96.9%	97.0%	96.7%	96.9%	97.0%

Licensee Comments: none

ERO Drill Participation



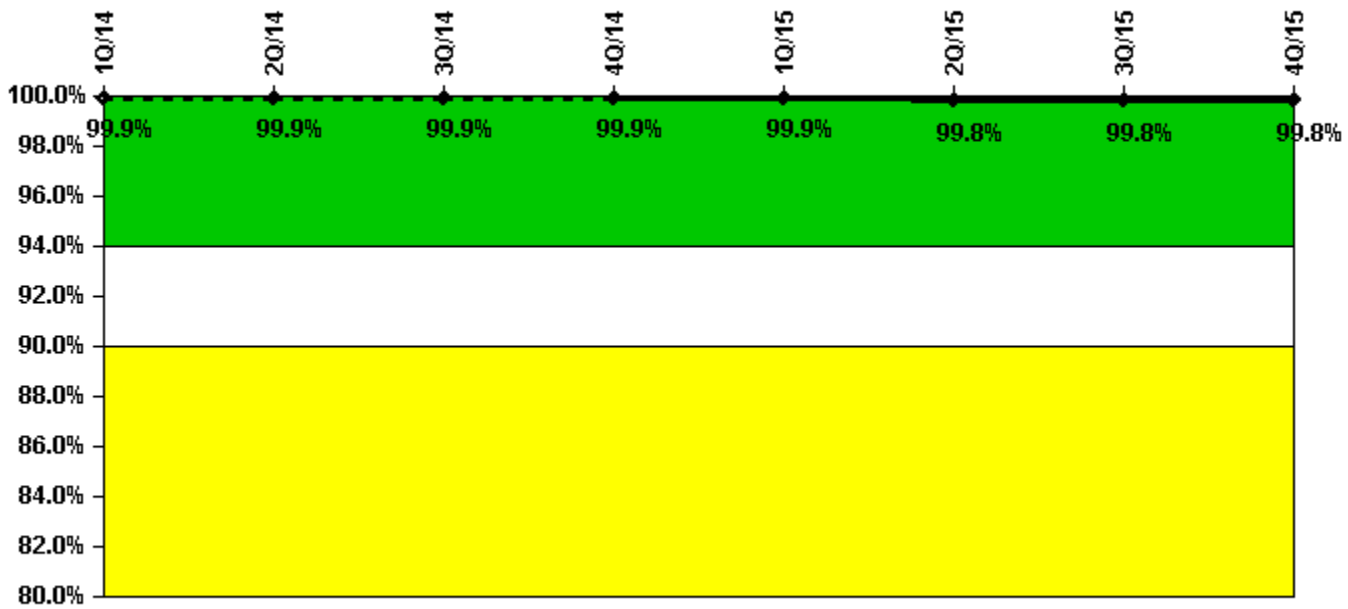
Thresholds: White < 80.0% Yellow < 60.0%

Notes

ERO Drill Participation	1Q/14	2Q/14	3Q/14	4Q/14	1Q/15	2Q/15	3Q/15	4Q/15
Participating Key personnel	73.0	73.0	72.0	75.0	76.0	73.0	72.0	73.0
Total Key personnel	73.0	73.0	72.0	75.0	76.0	73.0	72.0	73.0
Indicator value	100.0%	100.0%	100.0%	100.0%	100.0%	100.0%	100.0%	100.0%

Licensee Comments: none

Alert & Notification System



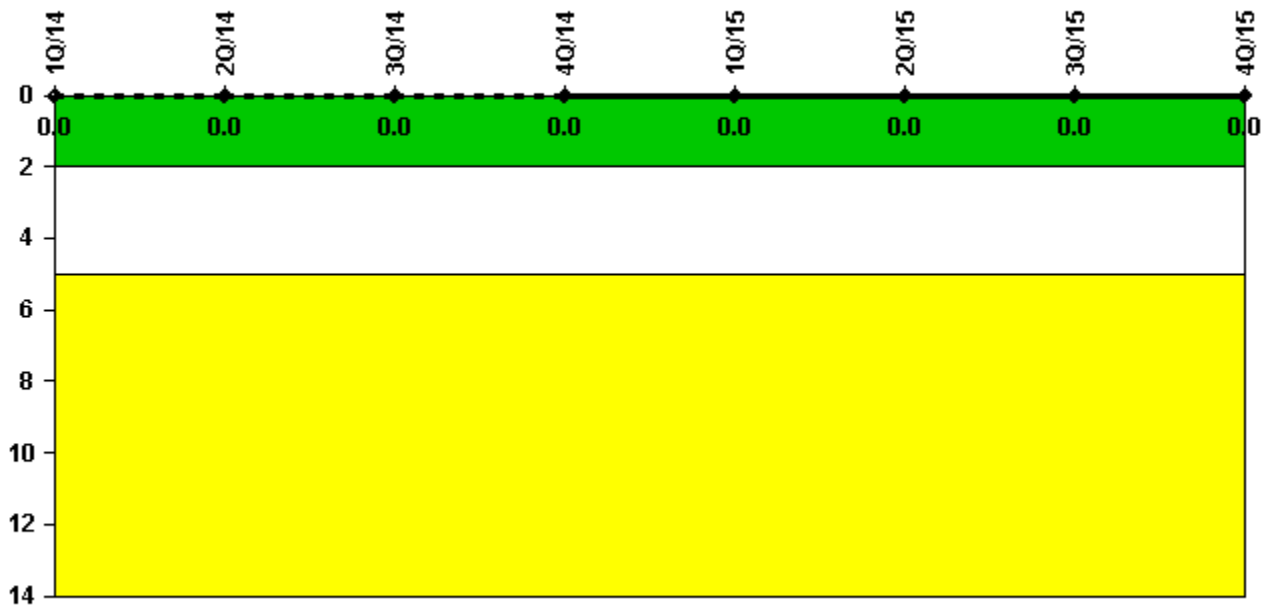
Thresholds: White < 94.0% Yellow < 90.0%

Notes

Alert & Notification System	1Q/14	2Q/14	3Q/14	4Q/14	1Q/15	2Q/15	3Q/15	4Q/15
Successful siren-tests	2641	2687	2686	2686	2641	2680	2725	2686
Total sirens-tests	2646	2688	2688	2688	2646	2688	2730	2688
Indicator value	99.9%	99.9%	99.9%	99.9%	99.9%	99.8%	99.8%	99.8%

Licensee Comments: none

Occupational Exposure Control Effectiveness



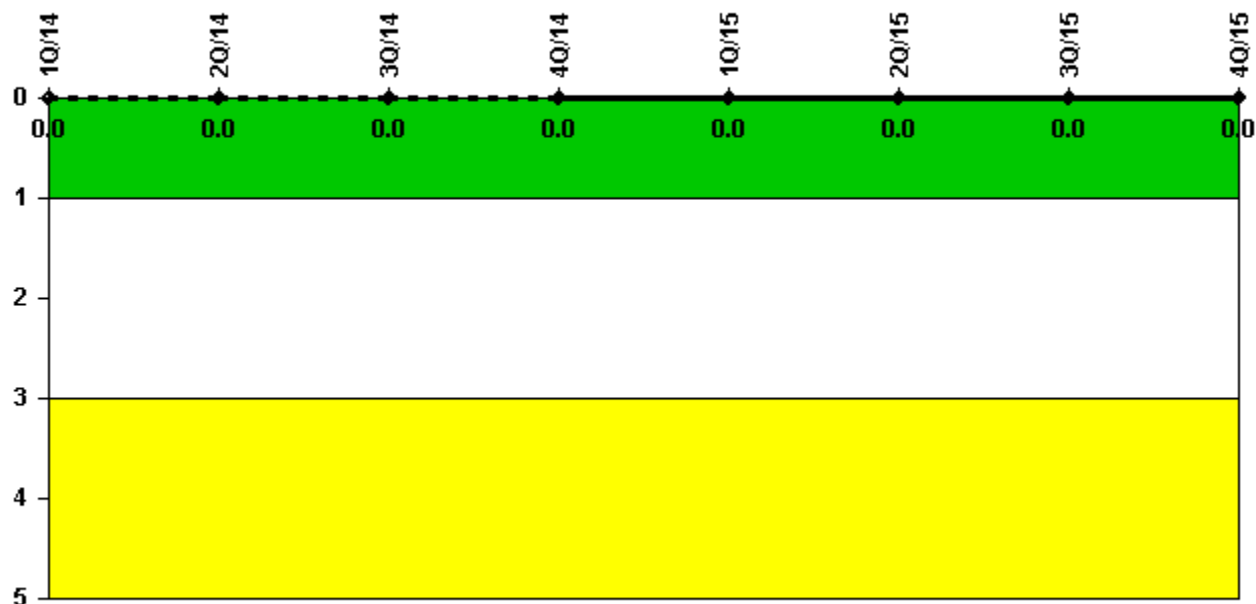
Thresholds: White > 2.0 Yellow > 5.0

Notes

Occupational Exposure Control Effectiveness	1Q/14	2Q/14	3Q/14	4Q/14	1Q/15	2Q/15	3Q/15	4Q/15
High radiation area occurrences	0	0	0	0	0	0	0	0
Very high radiation area occurrences	0	0	0	0	0	0	0	0
Unintended exposure occurrences	0	0	0	0	0	0	0	0
Indicator value	0	0	0	0	0	0	0	0

Licensee Comments: none

RETS/ODCM Radiological Effluent



Thresholds: White > 1.0 Yellow > 3.0

Notes

RETS/ODCM Radiological Effluent	1Q/14	2Q/14	3Q/14	4Q/14	1Q/15	2Q/15	3Q/15	4Q/15
RETS/ODCM occurrences	0	0	0	0	0	0	0	0
Indicator value	0	0	0	0	0	0	0	0

Licensee Comments: none

Although the Security Cornerstone is included in the Reactor Oversight Process assessment program, the Commission has decided that specific information related to findings and performance indicators pertaining to the Security Cornerstone will not be publicly available to ensure that security information is not provided to a possible adversary. Other than the fact that a finding or performance indicator is Green or Greater-Than-Green, security related information will not be displayed on the public web page.

▲ [Action Matrix Summary](#) | [Inspection Findings Summary](#) | [PI Summary](#) | [Reactor Oversight Process](#)

Last Modified: March 1, 2016