

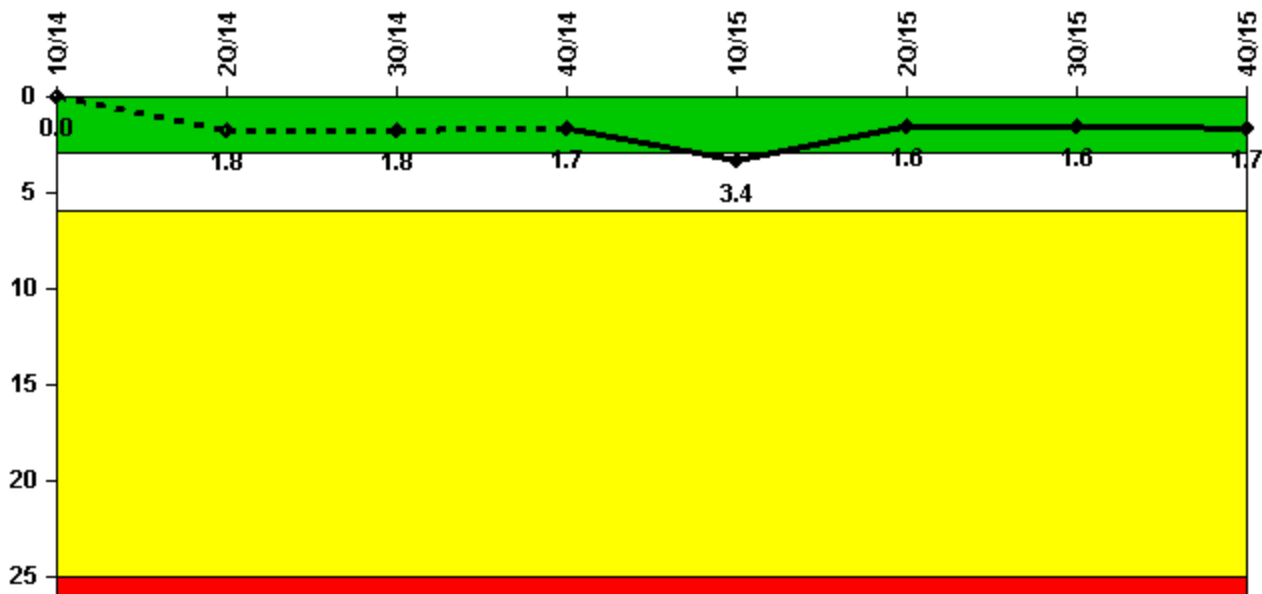
Dresden 2

4Q/2015 Performance Indicators

The solid trend line represents the current reporting period.

Licensee's General Comments: none

Unplanned Scrams per 7000 Critical Hrs



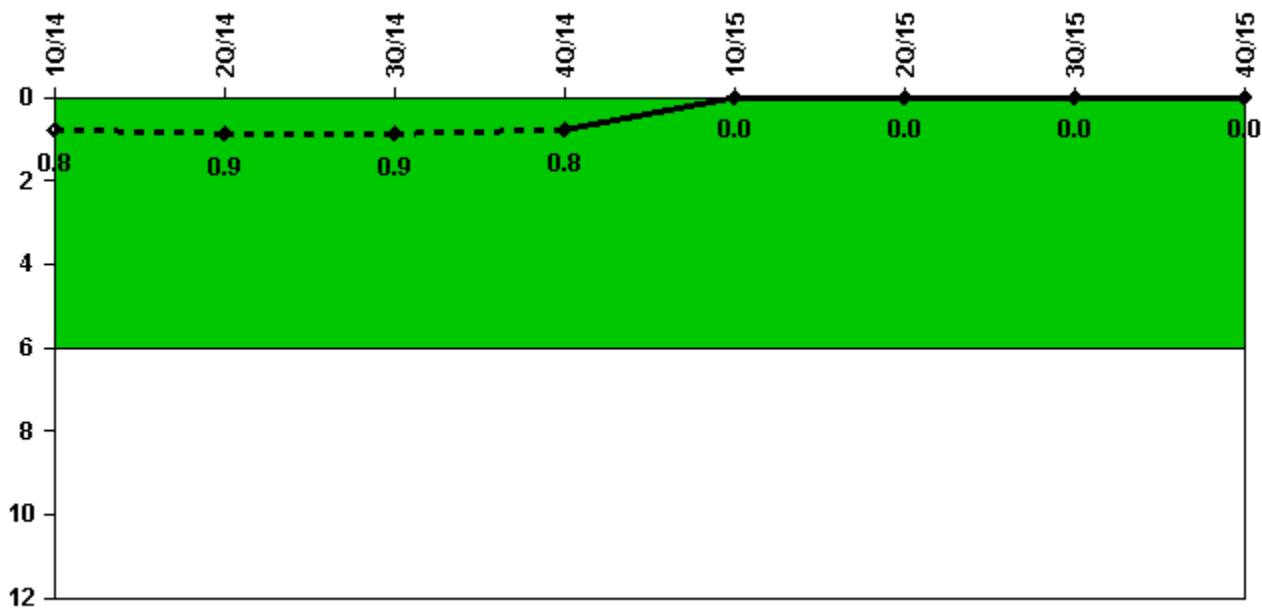
Thresholds: White > 3.0 Yellow > 6.0 Red > 25.0

Notes

Unplanned Scrams per 7000 Critical Hrs	1Q/14	2Q/14	3Q/14	4Q/14	1Q/15	2Q/15	3Q/15	4Q/15
Unplanned scrams	0	2.0	0	0	2.0	0	0	0
Critical hours	2159.0	1822.7	2208.0	2209.0	1998.0	2184.0	2208.0	1779.6
Indicator value	0	1.8	1.8	1.7	3.4	1.6	1.6	1.7

Licensee Comments: none

Unplanned Power Changes per 7000 Critical Hrs



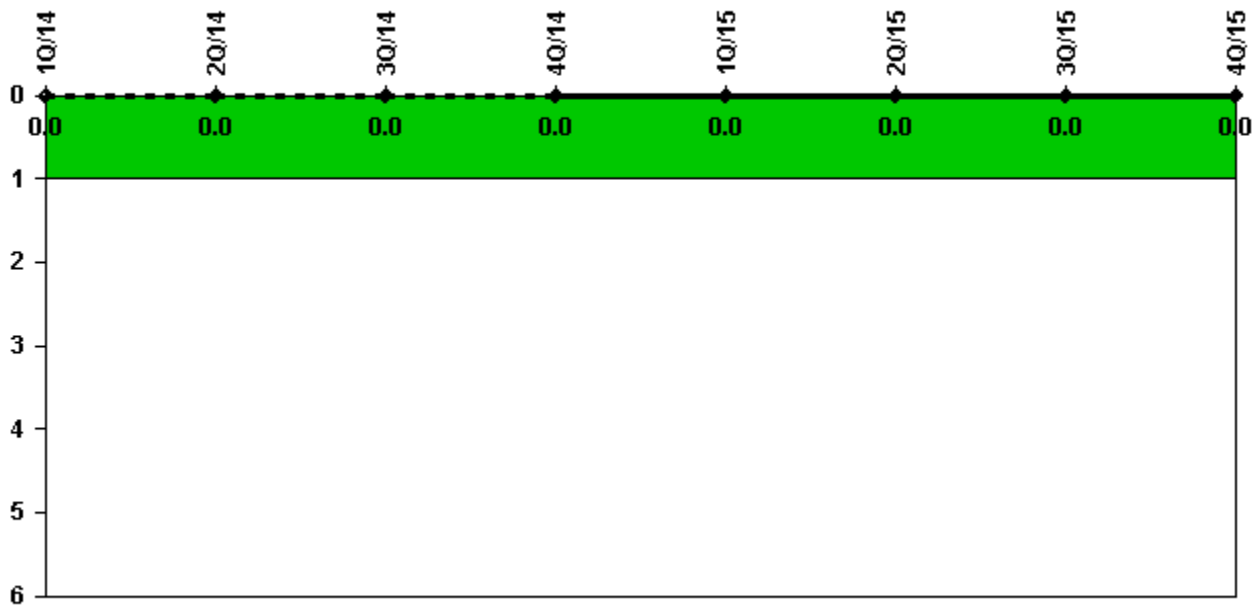
Thresholds: White > 6.0

Notes

Unplanned Power Changes per 7000 Critical Hrs	1Q/14	2Q/14	3Q/14	4Q/14	1Q/15	2Q/15	3Q/15	4Q/15
Unplanned power changes	1.0	0	0	0	0	0	0	0
Critical hours	2159.0	1822.7	2208.0	2209.0	1998.0	2184.0	2208.0	1779.6
Indicator value	0.8	0.9	0.9	0.8	0	0	0	0

Licensee Comments: none

Unplanned Scrams with Complications



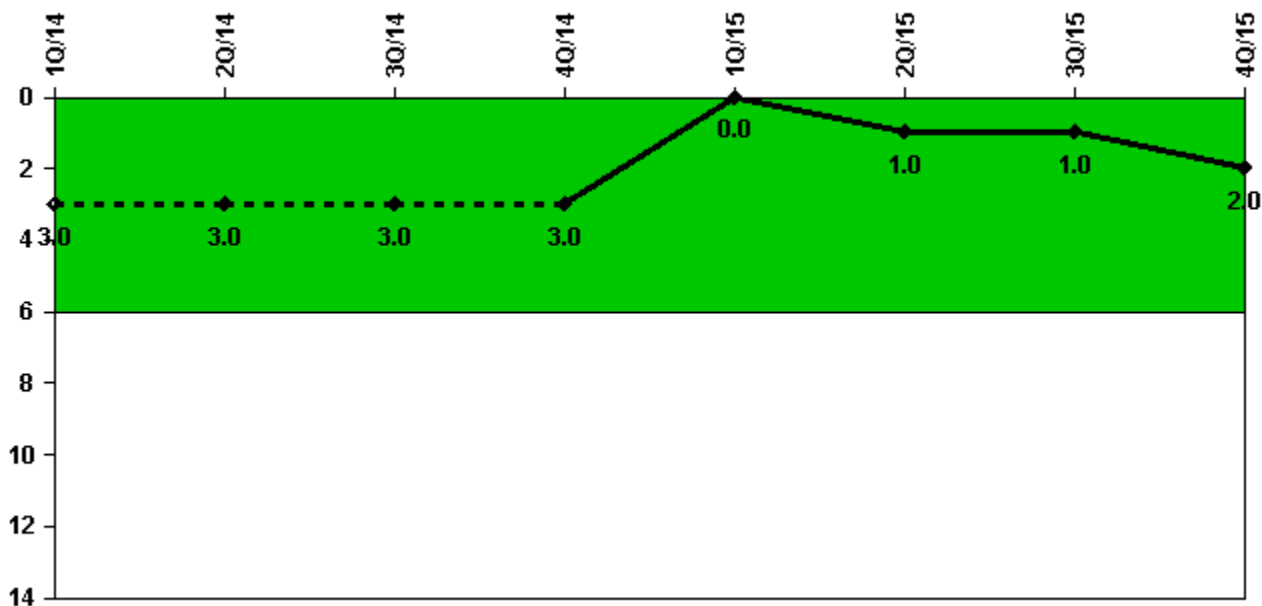
Thresholds: White > 1.0

Notes

Unplanned Scrams with Complications	1Q/14	2Q/14	3Q/14	4Q/14	1Q/15	2Q/15	3Q/15	4Q/15
Scrams with complications	0	0	0	0	0	0	0	0
Indicator value	0.0	0.0	0.0	0.0	0.0	0.0	0.0	0.0

Licensee Comments: none

Safety System Functional Failures (BWR)



Thresholds: White > 6.0

Notes

Safety System Functional Failures (BWR)	1Q/14	2Q/14	3Q/14	4Q/14	1Q/15	2Q/15	3Q/15	4Q/15
Safety System Functional Failures	3	0	0	0	0	1	0	1
Indicator value	3	3	3	3	0	1	1	2

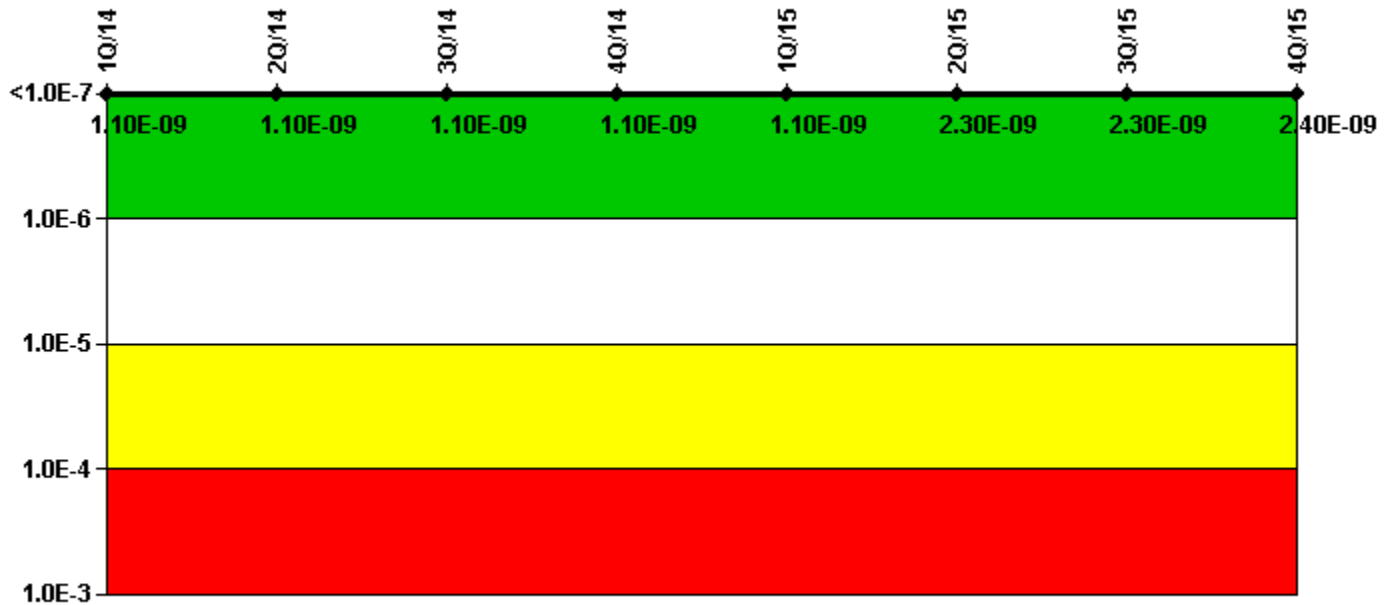
Licensee Comments:

4Q/15: LER 237/2015-003-00 Unit 2 Turbine Building to Reactor Building Interlock Doors Open Simultaneously, dated 10/30/15

2Q/15: LER 237-2015-002-00,"2C ERV Failed to Actuate during Extent of Condition Testing", dated 04-03-2015

1Q/14: (1) Licensee Event Report 237/2013-005-00, Primary Containment Inboard and Outboard Feed Water Isolation Valves Exceed LLRT Limits (2) Licensee Event Report 237/2013-006-00, LPCI Swing Bus Auto Transfer Did Not Transfer as Expected (3) Licensee Event Report 237/2013-009-00, HPCI Failed to Achieve Rated Flow Due to Failure of Stop Valve to Open

Mitigating Systems Performance Index, Emergency AC Power System



Thresholds: White > 1.00E-6 Yellow > 1.00E-5 Red > 1.00E-4

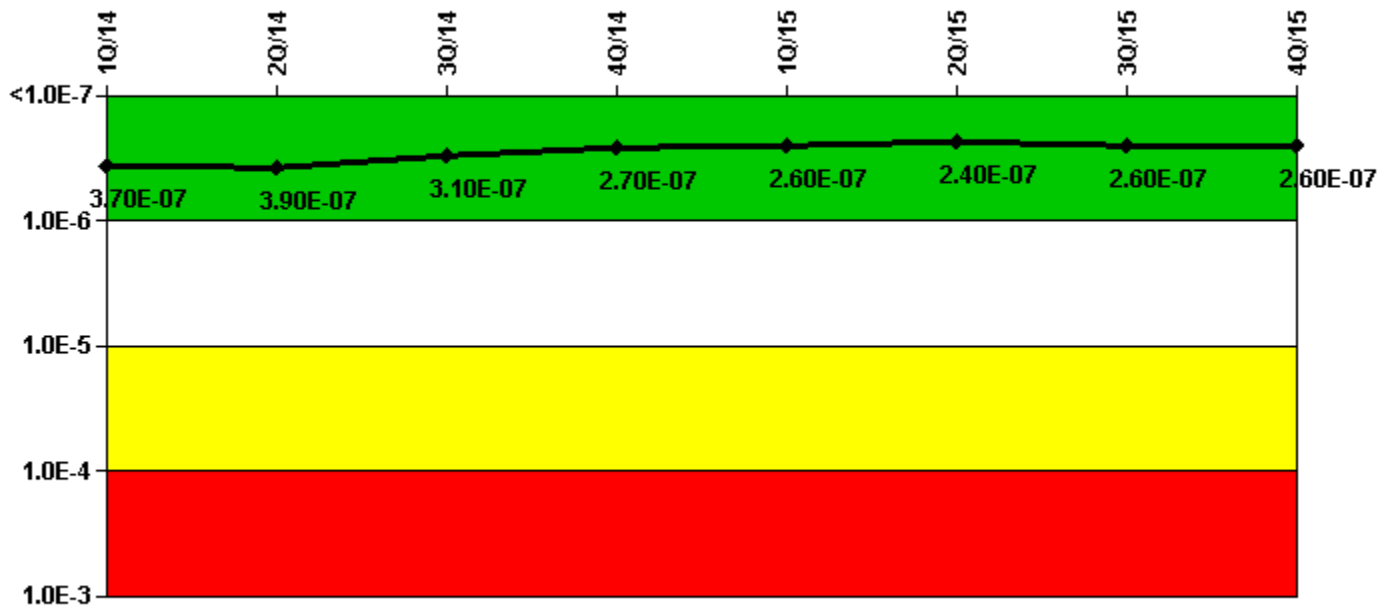
Notes

Mitigating Systems Performance Index, Emergency AC Power System	1Q/14	2Q/14	3Q/14	4Q/14	1Q/15	2Q/15	3Q/15	4Q/15
UAI (Δ CDF)	3.66E-10	3.53E-10	5.96E-11	-2.38E-11	1.75E-11	2.31E-10	2.01E-10	2.67E-10
URI (Δ CDF)	7.23E-10	7.51E-10	1.09E-09	1.08E-09	1.07E-09	2.11E-09	2.12E-09	2.09E-09
PLE	NO	NO	NO	NO	NO	NO	NO	NO
Indicator value	1.10E-09	1.10E-09	1.10E-09	1.10E-09	1.10E-09	2.30E-09	2.30E-09	2.40E-09

Licensee Comments:

1Q/14: Changed PRA Parameter(s).

Mitigating Systems Performance Index, High Pressure Injection System



Thresholds: White > 1.00E-6 Yellow > 1.00E-5 Red > 1.00E-4

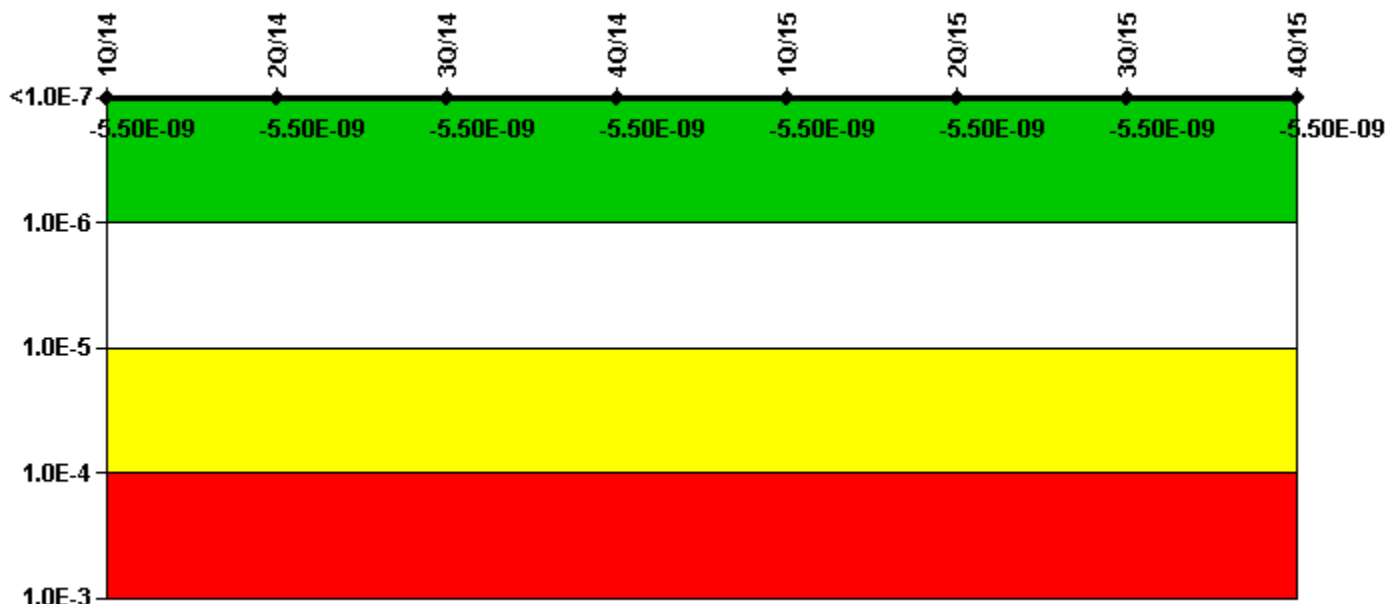
Notes

Mitigating Systems Performance Index, High Pressure Injection System	1Q/14	2Q/14	3Q/14	4Q/14	1Q/15	2Q/15	3Q/15	4Q/15
UAI (ΔCDF)	1.66E-07	1.83E-07	1.09E-07	6.97E-08	6.76E-08	4.11E-08	6.30E-08	6.26E-08
URI (ΔCDF)	2.04E-07	2.04E-07	2.04E-07	2.04E-07	1.97E-07	1.97E-07	1.97E-07	1.97E-07
PLE	NO	NO	NO	NO	NO	NO	NO	NO
Indicator value	3.70E-07	3.90E-07	3.10E-07	2.70E-07	2.60E-07	2.40E-07	2.60E-07	2.60E-07

Licensee Comments:

1Q/14: Changed PRA Parameter(s).

Mitigating Systems Performance Index, Heat Removal System



Thresholds: White > 1.00E-6 Yellow > 1.00E-5 Red > 1.00E-4

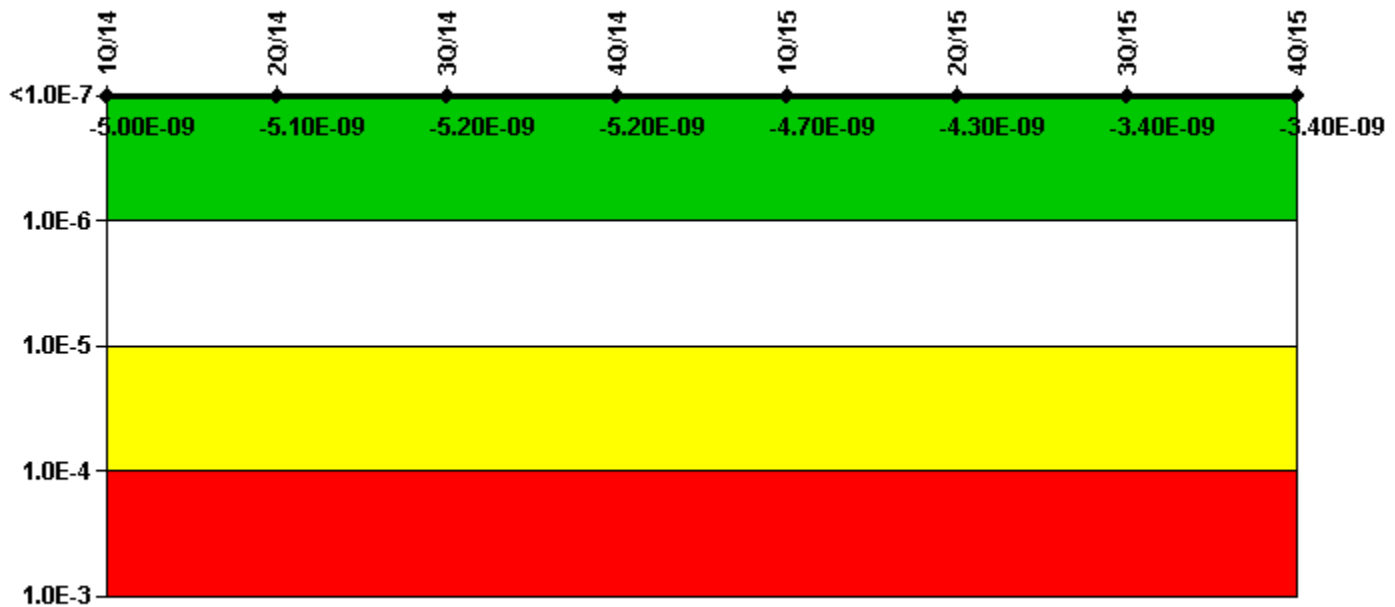
Notes

Mitigating Systems Performance Index, Heat Removal System	1Q/14	2Q/14	3Q/14	4Q/14	1Q/15	2Q/15	3Q/15	4Q/15
UAI (Δ CDF)	-5.43E-09	-5.43E-09	-5.43E-09	-5.43E-09	-5.43E-09	-5.43E-09	-5.43E-09	-5.43E-09
URI (Δ CDF)	-1.01E-10	-1.01E-10	-1.01E-10	-1.01E-10	-1.01E-10	-1.01E-10	-1.01E-10	-1.01E-10
PLE	NO	NO	NO	NO	NO	NO	NO	NO
Indicator value	-5.50E-09	-5.50E-09	-5.50E-09	-5.50E-09	-5.50E-09	-5.50E-09	-5.50E-09	-5.50E-09

Licensee Comments:

1Q/14: Changed PRA Parameter(s).

Mitigating Systems Performance Index, Residual Heat Removal System



Thresholds: White > 1.00E-6 Yellow > 1.00E-5 Red > 1.00E-4

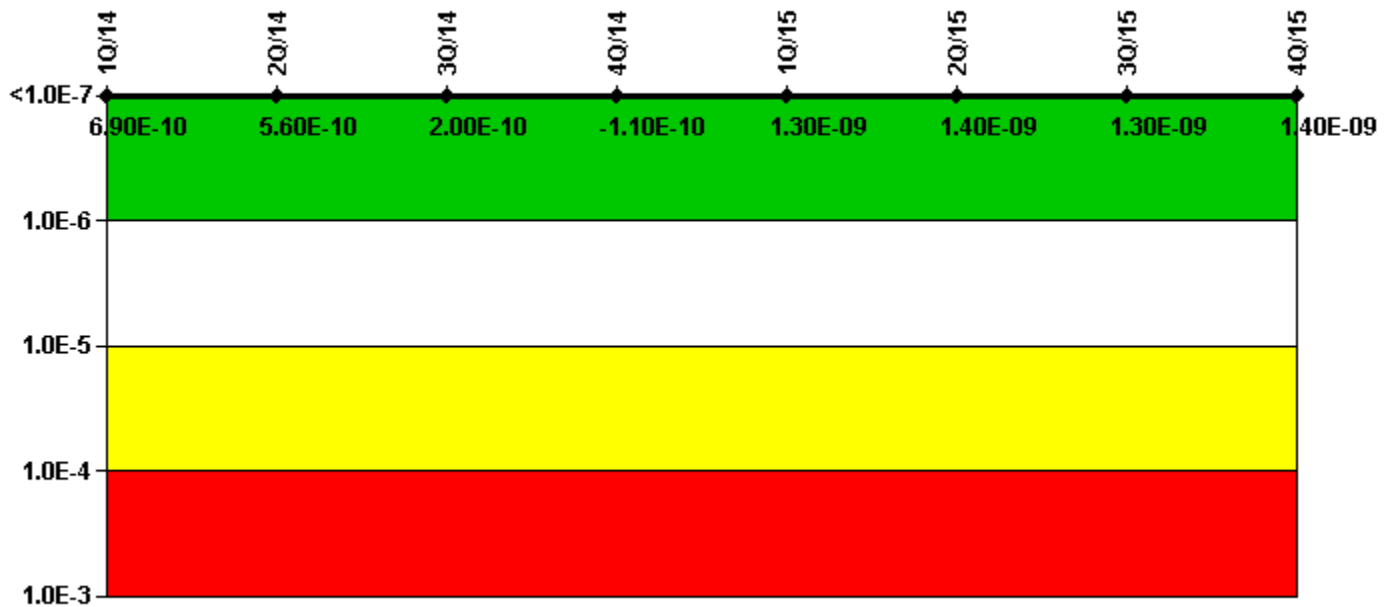
Notes

Mitigating Systems Performance Index, Residual Heat Removal System	1Q/14	2Q/14	3Q/14	4Q/14	1Q/15	2Q/15	3Q/15	4Q/15
UAI (Δ CDF)	-1.40E-09	-1.40E-09	-1.40E-09	-1.40E-09	-7.19E-10	-2.50E-10	8.26E-10	1.02E-09
URI (Δ CDF)	-3.58E-09	-3.67E-09	-3.78E-09	-3.84E-09	-3.96E-09	-4.08E-09	-4.24E-09	-4.39E-09
PLE	NO	NO	NO	NO	NO	NO	NO	NO
Indicator value	-5.00E-09	-5.10E-09	-5.20E-09	-5.20E-09	-4.70E-09	-4.30E-09	-3.40E-09	-3.40E-09

Licensee Comments:

1Q/14: Changed PRA Parameter(s).

Mitigating Systems Performance Index, Cooling Water Systems



Thresholds: White > 1.00E-6 Yellow > 1.00E-5 Red > 1.00E-4

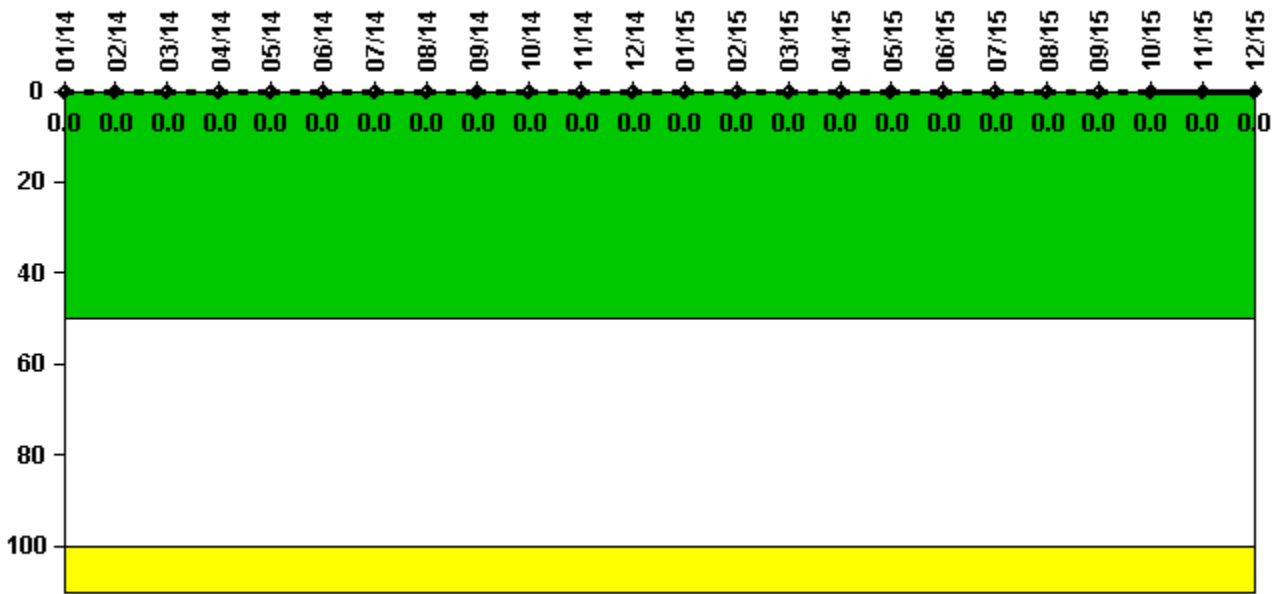
Notes

Mitigating Systems Performance Index, Cooling Water Systems	1Q/14	2Q/14	3Q/14	4Q/14	1Q/15	2Q/15	3Q/15	4Q/15
UAI (Δ CDF)	7.19E-10	5.92E-10	2.27E-10	-8.03E-11	1.36E-09	1.39E-09	1.36E-09	1.39E-09
URI (Δ CDF)	-2.84E-11	-2.79E-11	-2.79E-11	-2.74E-11	-2.74E-11	-2.75E-11	-2.73E-11	-2.74E-11
PLE	NO	NO	NO	NO	NO	NO	NO	NO
Indicator value	6.90E-10	5.60E-10	2.00E-10	-1.10E-10	1.30E-09	1.40E-09	1.30E-09	1.40E-09

Licensee Comments:

1Q/14: Changed PRA Parameter(s).

Reactor Coolant System Activity



Thresholds: White > 50.0 Yellow > 100.0

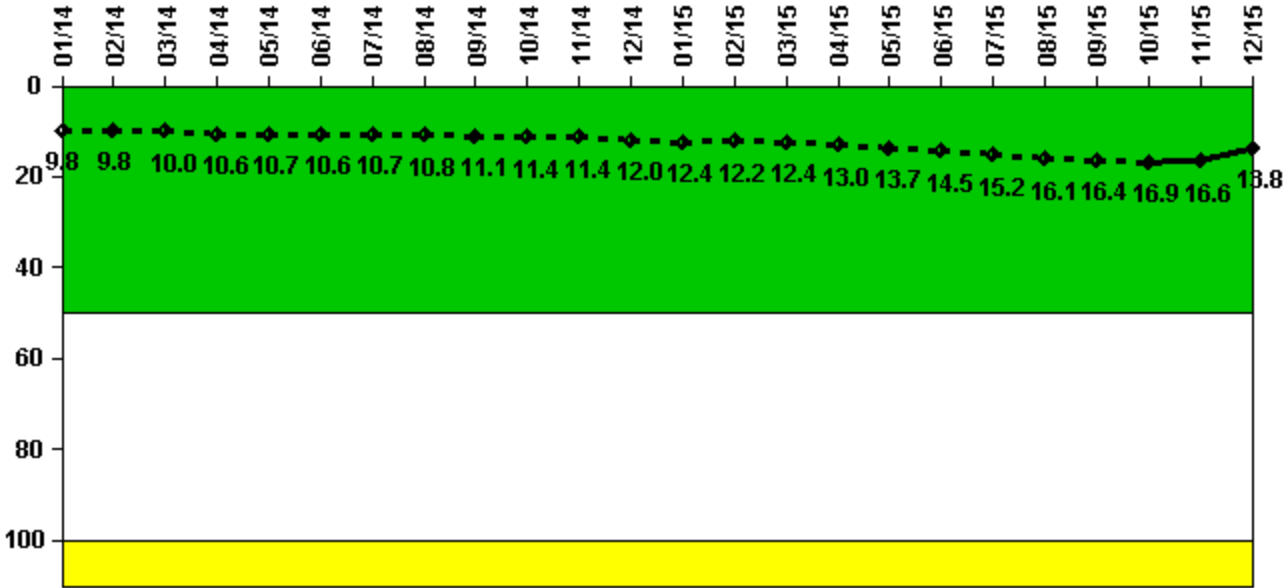
Notes

Reactor Coolant System Activity	1/14	2/14	3/14	4/14	5/14	6/14	7/14	8/14	9/14	10/14	11/14	12/14
Maximum activity	0.000014	0.000005	0.000018	0.000027	0.000011	0.000005	0.000006	0.000005	0.000007	0.000011	0.000006	0.000008
Technical specification limit	0.2	0.2	0.2	0.2	0.2	0.2	0.2	0.2	0.2	0.2	0.2	0.2
Indicator value	0	0	0	0	0	0	0	0	0	0	0	0

Reactor Coolant System Activity	1/15	2/15	3/15	4/15	5/15	6/15	7/15	8/15	9/15	10/15	11/15	12/15
Maximum activity	0.000005	0.000007	0.000008	0.000007	0.000006	0.000007	0.000006	0.000007	0.000008	0.000010	0.000004	0.000003
Technical specification limit	0.2	0.2	0.2	0.2	0.2	0.2	0.2	0.2	0.2	0.2	0.2	0.2
Indicator value	0	0	0	0	0	0	0	0	0	0	0	0

Licensee Comments: none

Reactor Coolant System Leakage



Thresholds: White > 50.0 Yellow > 100.0

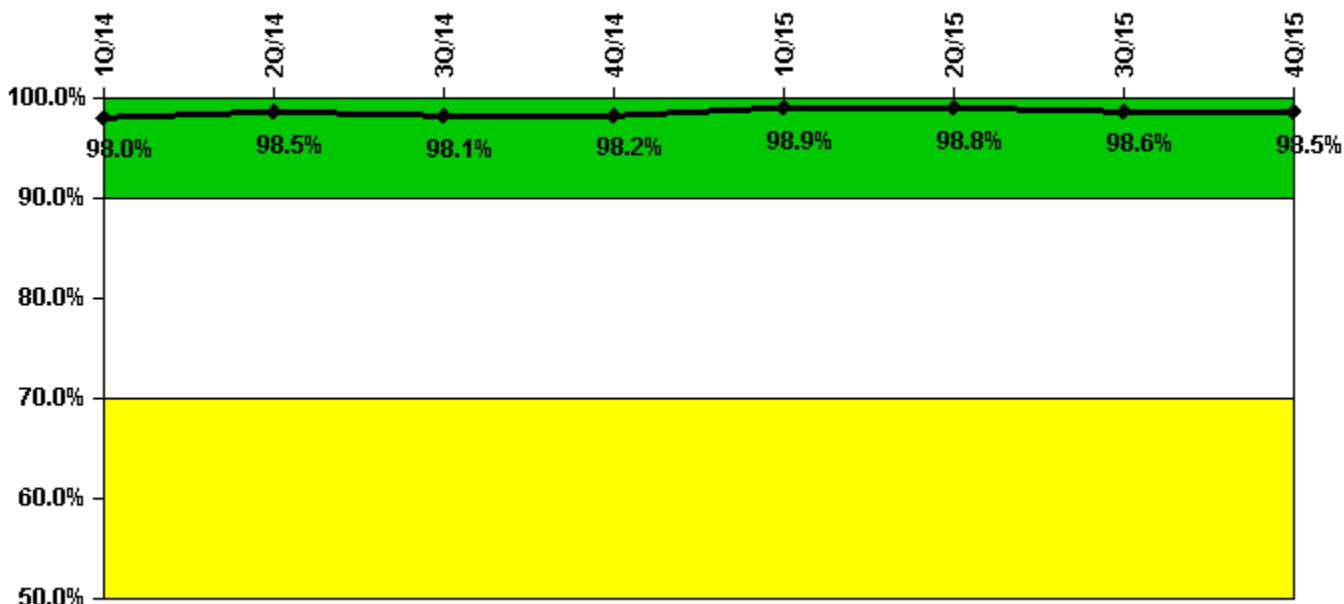
Notes

Reactor Coolant System Leakage	1/14	2/14	3/14	4/14	5/14	6/14	7/14	8/14	9/14	10/14	11/14	12/14
Maximum leakage	2.448	2.438	2.508	2.640	2.670	2.643	2.672	2.712	2.775	2.840	2.840	3.003
Technical specification limit	25.0	25.0	25.0	25.0	25.0	25.0	25.0	25.0	25.0	25.0	25.0	25.0
Indicator value	9.8	9.8	10.0	10.6	10.7	10.6	10.7	10.8	11.1	11.4	11.4	12.0

Reactor Coolant System Leakage	1/15	2/15	3/15	4/15	5/15	6/15	7/15	8/15	9/15	10/15	11/15	12/15
Maximum leakage	3.093	3.042	3.095	3.262	3.434	3.630	3.808	4.030	4.088	4.219	4.144	3.444
Technical specification limit	25.0	25.0	25.0	25.0	25.0	25.0	25.0	25.0	25.0	25.0	25.0	25.0
Indicator value	12.4	12.2	12.4	13.0	13.7	14.5	15.2	16.1	16.4	16.9	16.6	13.8

Licensee Comments: none

Drill/Exercise Performance



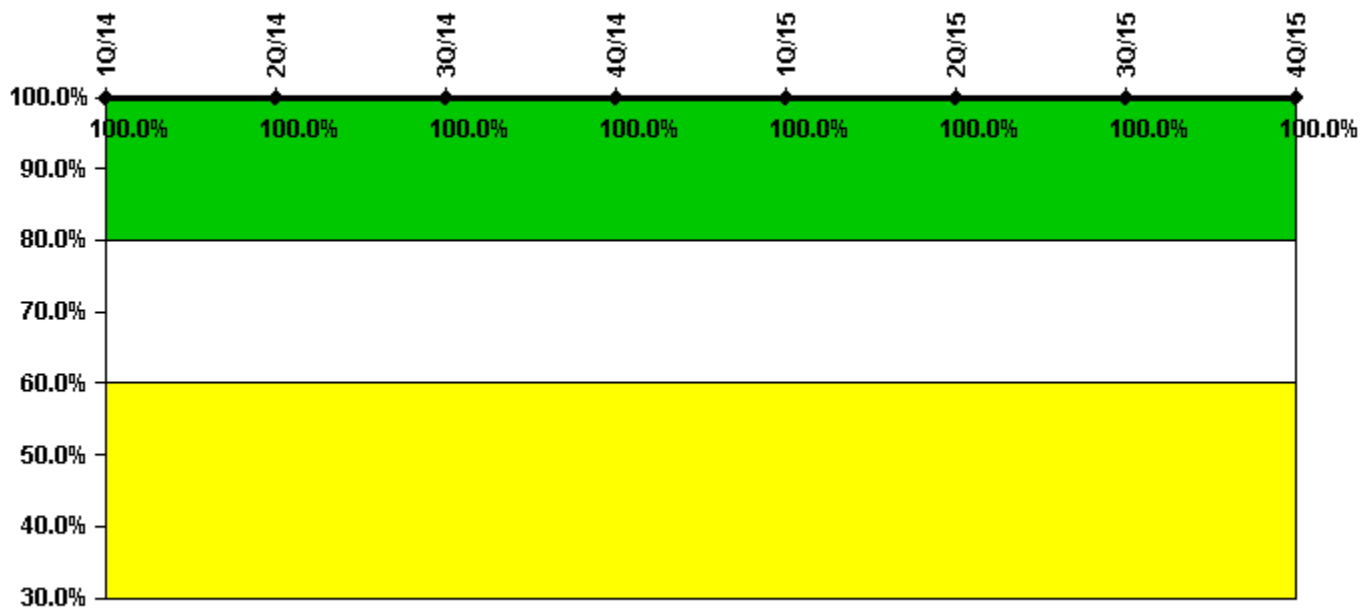
Thresholds: White < 90.0% Yellow < 70.0%

Notes

Drill/Exercise Performance	1Q/14	2Q/14	3Q/14	4Q/14	1Q/15	2Q/15	3Q/15	4Q/15
Successful opportunities	42.0	79.0	61.0	40.0	47.0	65.0	44.0	27.0
Total opportunities	42.0	80.0	63.0	40.0	47.0	67.0	45.0	27.0
Indicator value	98.0%	98.5%	98.1%	98.2%	98.9%	98.8%	98.6%	98.5%

Licensee Comments: none

ERO Drill Participation



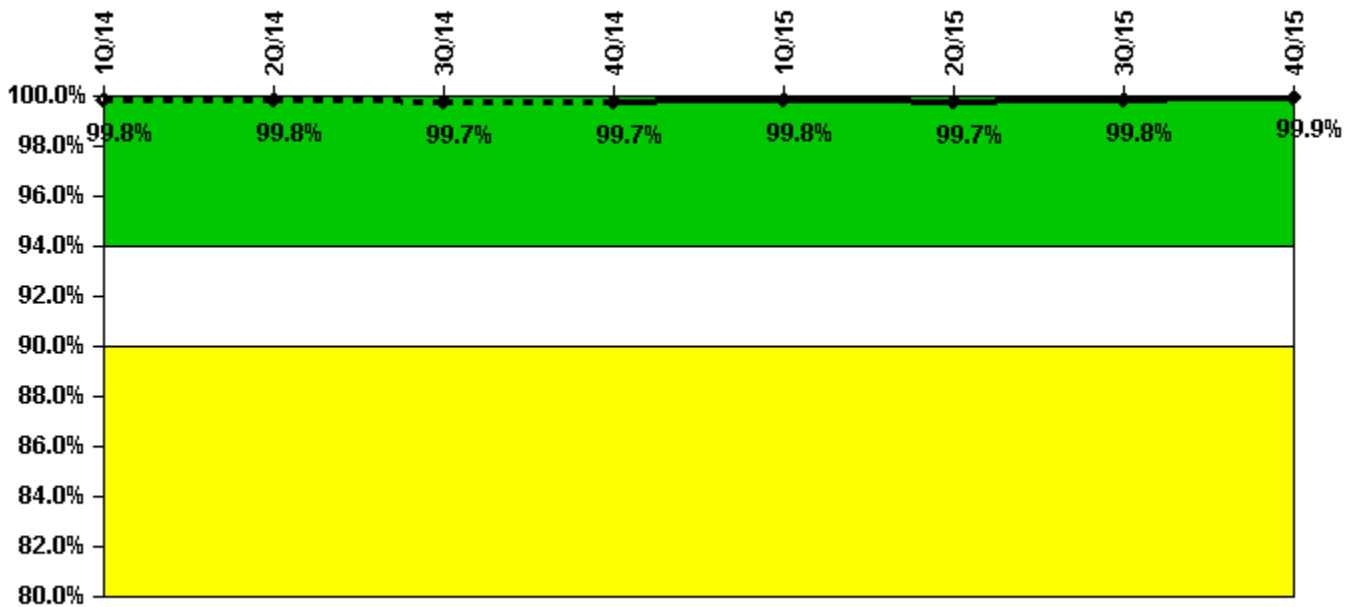
Thresholds: White < 80.0% Yellow < 60.0%

Notes

ERO Drill Participation	1Q/14	2Q/14	3Q/14	4Q/14	1Q/15	2Q/15	3Q/15	4Q/15
Participating Key personnel	76.0	78.0	78.0	78.0	72.0	75.0	72.0	77.0
Total Key personnel	76.0	78.0	78.0	78.0	72.0	75.0	72.0	77.0
Indicator value	100.0%	100.0%	100.0%	100.0%	100.0%	100.0%	100.0%	100.0%

Licensee Comments: none

Alert & Notification System



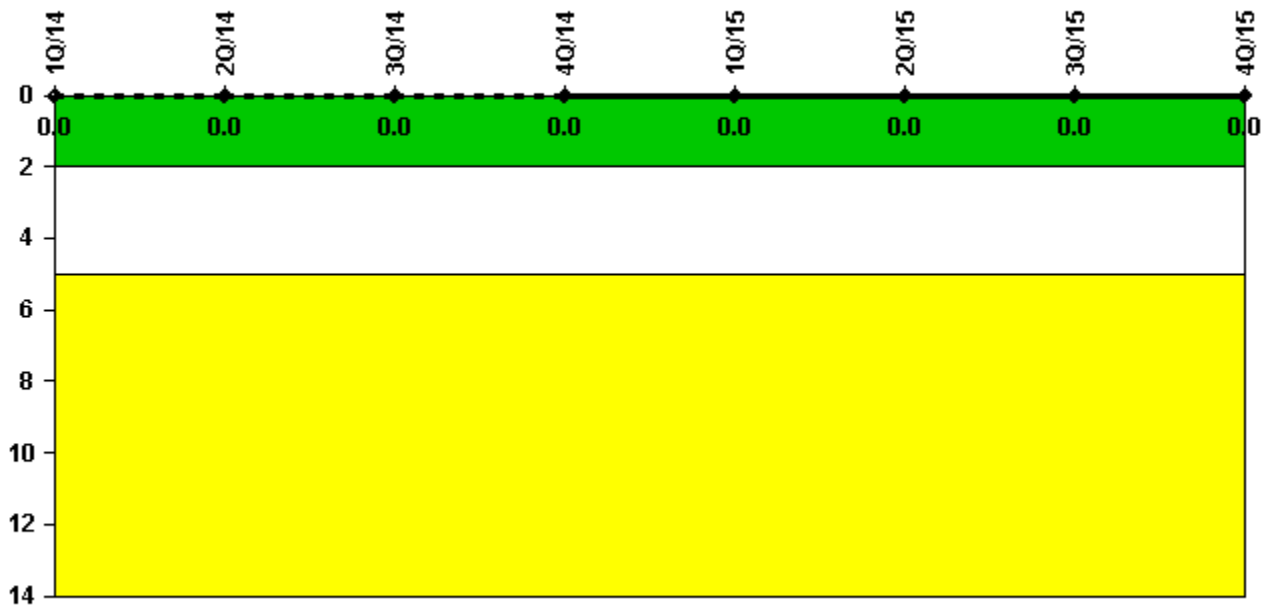
Thresholds: White < 94.0% Yellow < 90.0%

Notes

Alert & Notification System	1Q/14	2Q/14	3Q/14	4Q/14	1Q/15	2Q/15	3Q/15	4Q/15
Successful siren-tests	2935	2939	2928	2940	2895	2937	2985	2943
Total sirens-tests	2940	2944	2944	2944	2898	2944	2990	2944
Indicator value	99.8%	99.8%	99.7%	99.7%	99.8%	99.7%	99.8%	99.9%

Licensee Comments: none

Occupational Exposure Control Effectiveness



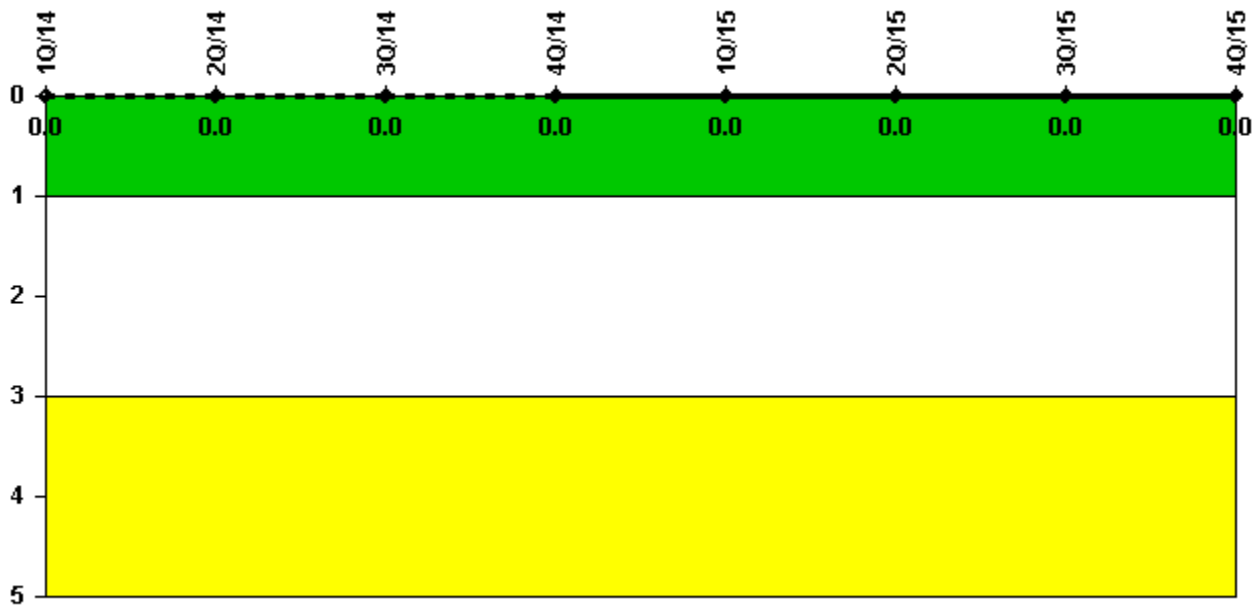
Thresholds: White > 2.0 Yellow > 5.0

Notes

Occupational Exposure Control Effectiveness	1Q/14	2Q/14	3Q/14	4Q/14	1Q/15	2Q/15	3Q/15	4Q/15
High radiation area occurrences	0	0	0	0	0	0	0	0
Very high radiation area occurrences	0	0	0	0	0	0	0	0
Unintended exposure occurrences	0	0	0	0	0	0	0	0
Indicator value	0	0	0	0	0	0	0	0

Licensee Comments: none

RETS/ODCM Radiological Effluent



Thresholds: White > 1.0 Yellow > 3.0

Notes

RETS/ODCM Radiological Effluent	1Q/14	2Q/14	3Q/14	4Q/14	1Q/15	2Q/15	3Q/15	4Q/15
RETS/ODCM occurrences	0	0	0	0	0	0	0	0
Indicator value	0	0	0	0	0	0	0	0

Licensee Comments: none

Although the Security Cornerstone is included in the Reactor Oversight Process assessment program, the Commission has decided that specific information related to findings and performance indicators pertaining to the Security Cornerstone will not be publicly available to ensure that security information is not provided to a possible adversary. Other than the fact that a finding or performance indicator is Green or Greater-Than-Green, security related information will not be displayed on the public web page.

▲ [Action Matrix Summary](#) | [Inspection Findings Summary](#) | [PI Summary](#) | [Reactor Oversight Process](#)

Last Modified: March 1, 2016