

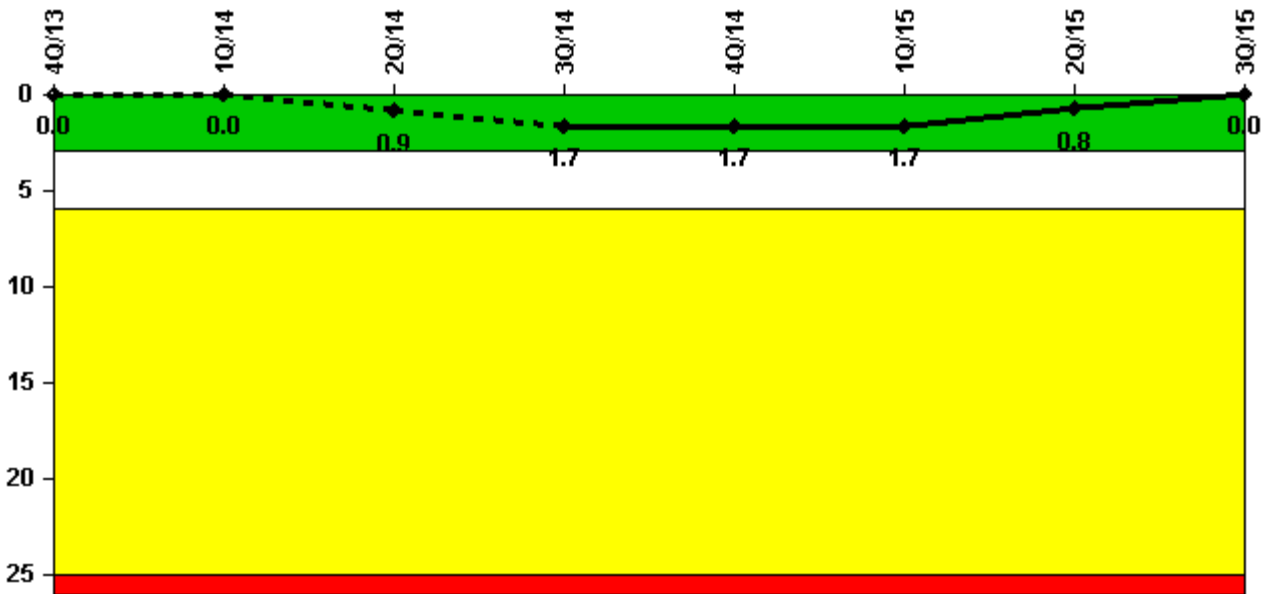
Vogtle 1

3Q/2015 Performance Indicators

The solid trend line represents the current reporting period.

Licensee's General Comments: none

Unplanned Scrams per 7000 Critical Hrs



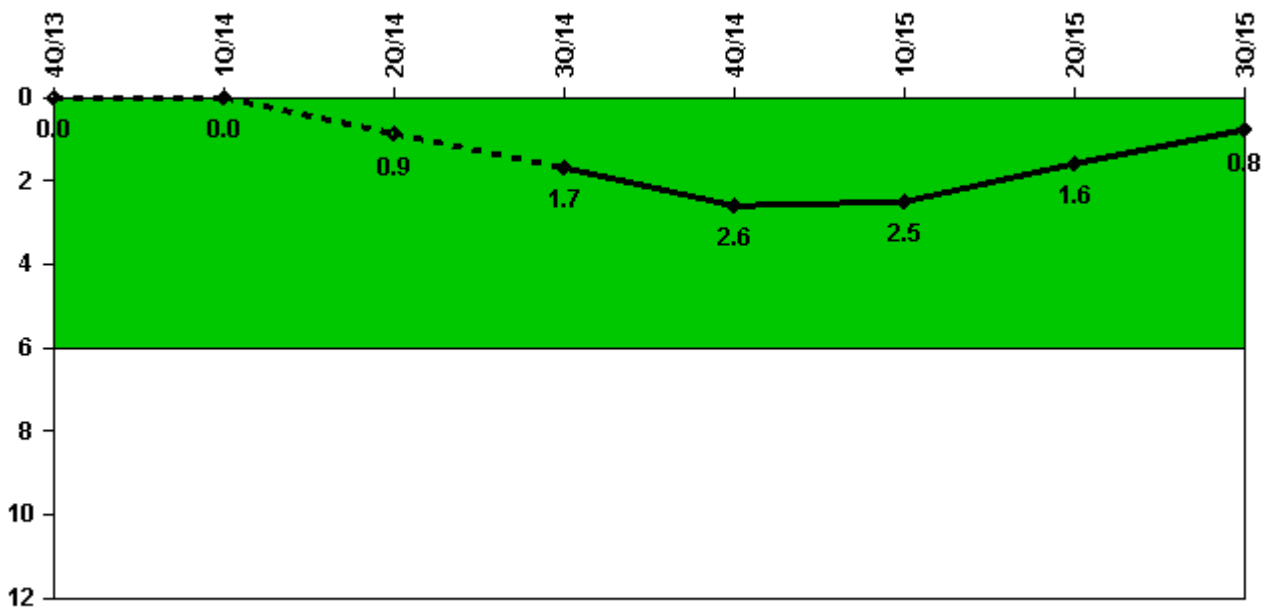
Thresholds: White > 3.0 Yellow > 6.0 Red > 25.0

Notes

Unplanned Scrams per 7000 Critical Hrs	4Q/13	1Q/14	2Q/14	3Q/14	4Q/14	1Q/15	2Q/15	3Q/15
Unplanned scrams	0	0	1.0	1.0	0	0	0	0
Critical hours	2209.0	1780.3	1923.3	2107.6	2209.0	2159.0	2184.0	1948.9
Indicator value	0	0	0.9	1.7	1.7	1.7	0.8	0

Licensee Comments: none

Unplanned Power Changes per 7000 Critical Hrs



Thresholds: White > 6.0

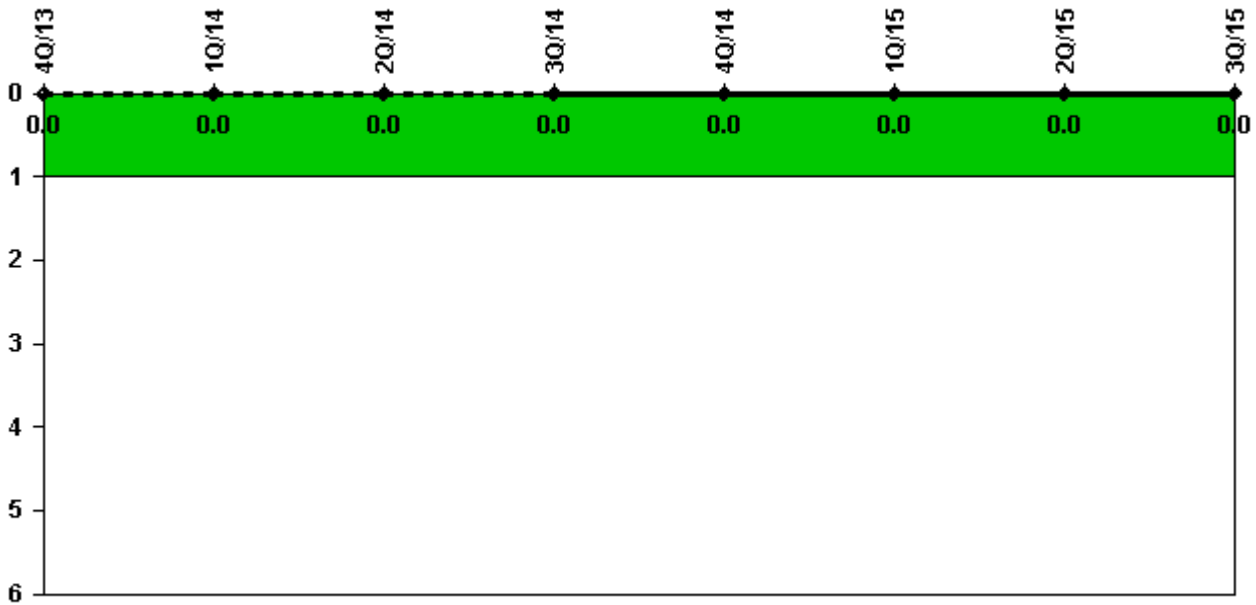
Notes

Unplanned Power Changes per 7000 Critical Hrs	4Q/13	1Q/14	2Q/14	3Q/14	4Q/14	1Q/15	2Q/15	3Q/15
Unplanned power changes	0	0	1.0	1.0	1.0	0	0	0
Critical hours	2209.0	1780.3	1923.3	2107.6	2209.0	2159.0	2184.0	1948.9
Indicator value	0	0	0.9	1.7	2.6	2.5	1.6	0.8

Licensee Comments:

3Q/14: Notice of Enforcement Discretion (NOED No. 14-2-03) dated August 27, 2014, was received by Plant Vogtle which allowed Unit 2 to continue operation beyond the Technical Specification limit for Unit shutdown to complete repairs on 2B Containment Spray Pump. An unplanned power change of greater than 20% would have been reported without this NOED from the NRC.

Unplanned Scrams with Complications



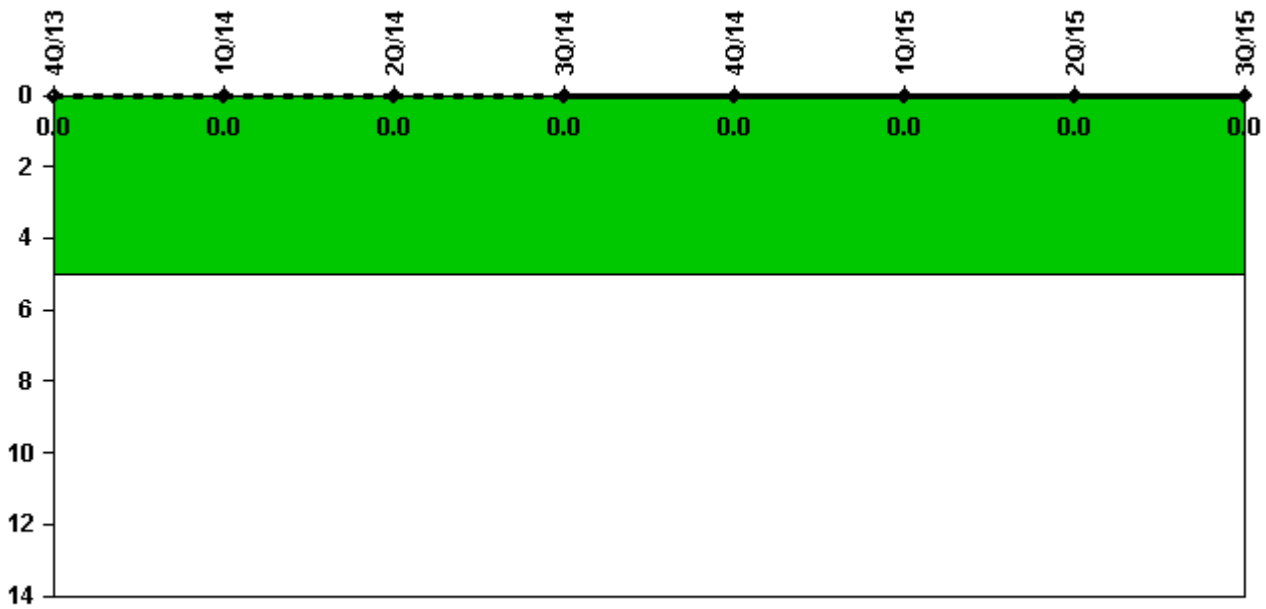
Thresholds: White > 1.0

Notes

Unplanned Scrams with Complications	4Q/13	1Q/14	2Q/14	3Q/14	4Q/14	1Q/15	2Q/15	3Q/15
Scrams with complications	0	0	0	0	0	0	0	0
Indicator value	0.0	0.0	0.0	0.0	0.0	0.0	0.0	0.0

Licensee Comments: none

Safety System Functional Failures (PWR)



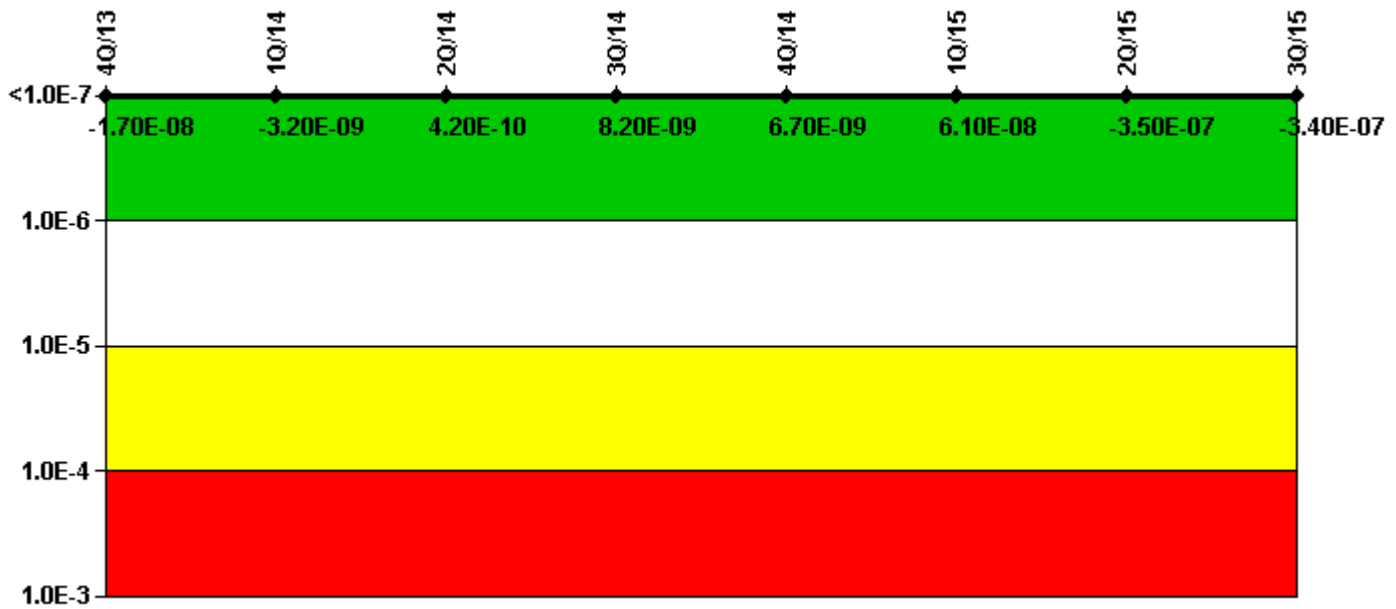
Thresholds: White > 5.0

Notes

Safety System Functional Failures (PWR)	4Q/13	1Q/14	2Q/14	3Q/14	4Q/14	1Q/15	2Q/15	3Q/15
Safety System Functional Failures	0	0	0	0	0	0	0	0
Indicator value	0	0	0	0	0	0	0	0

Licensee Comments: none

Mitigating Systems Performance Index, Emergency AC Power System



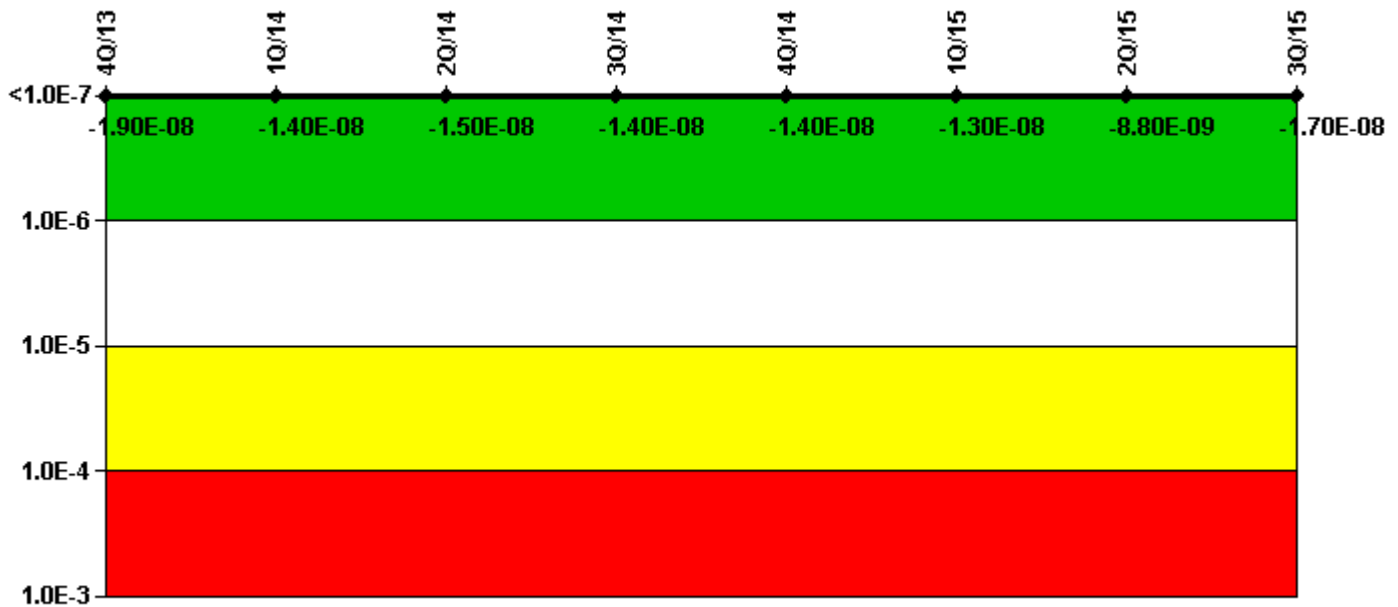
Thresholds: White > 1.00E-6 Yellow > 1.00E-5 Red > 1.00E-4

Notes

Mitigating Systems Performance Index, Emergency AC Power System	4Q/13	1Q/14	2Q/14	3Q/14	4Q/14	1Q/15	2Q/15	3Q/15
UAI (Δ CDF)	2.20E-08	1.59E-08	1.52E-08	1.66E-08	1.61E-08	3.13E-08	2.65E-08	2.51E-08
URI (Δ CDF)	-3.88E-08	-1.90E-08	-1.48E-08	-8.43E-09	-9.39E-09	2.94E-08	-3.72E-07	-3.67E-07
PLE	NO	NO	NO	NO	NO	NO	NO	NO
Indicator value	-1.70E-08	-3.20E-09	4.20E-10	8.20E-09	6.70E-09	6.10E-08	-3.50E-07	-3.40E-07

Licensee Comments: none

Mitigating Systems Performance Index, High Pressure Injection System




Thresholds: White > 1.00E-6 Yellow > 1.00E-5 Red > 1.00E-4

Notes

Mitigating Systems Performance Index, High Pressure Injection System	4Q/13	1Q/14	2Q/14	3Q/14	4Q/14	1Q/15	2Q/15	3Q/15
UAI (Δ CDF)	-6.15E-09	-2.31E-09	-2.10E-09	-1.87E-09	-1.32E-09	-7.84E-10	3.91E-09	-4.35E-09
URI (Δ CDF)	-1.27E-08	-1.15E-08	-1.25E-08	-1.25E-08	-1.25E-08	-1.26E-08	-1.27E-08	-1.31E-08
PLE	NO	NO	NO	NO	NO	NO	NO	NO
Indicator value	-1.90E-08	-1.40E-08	-1.50E-08	-1.40E-08	-1.40E-08	-1.30E-08	-8.80E-09	-1.70E-08

Licensee Comments: none

Mitigating Systems Performance Index, Heat Removal System



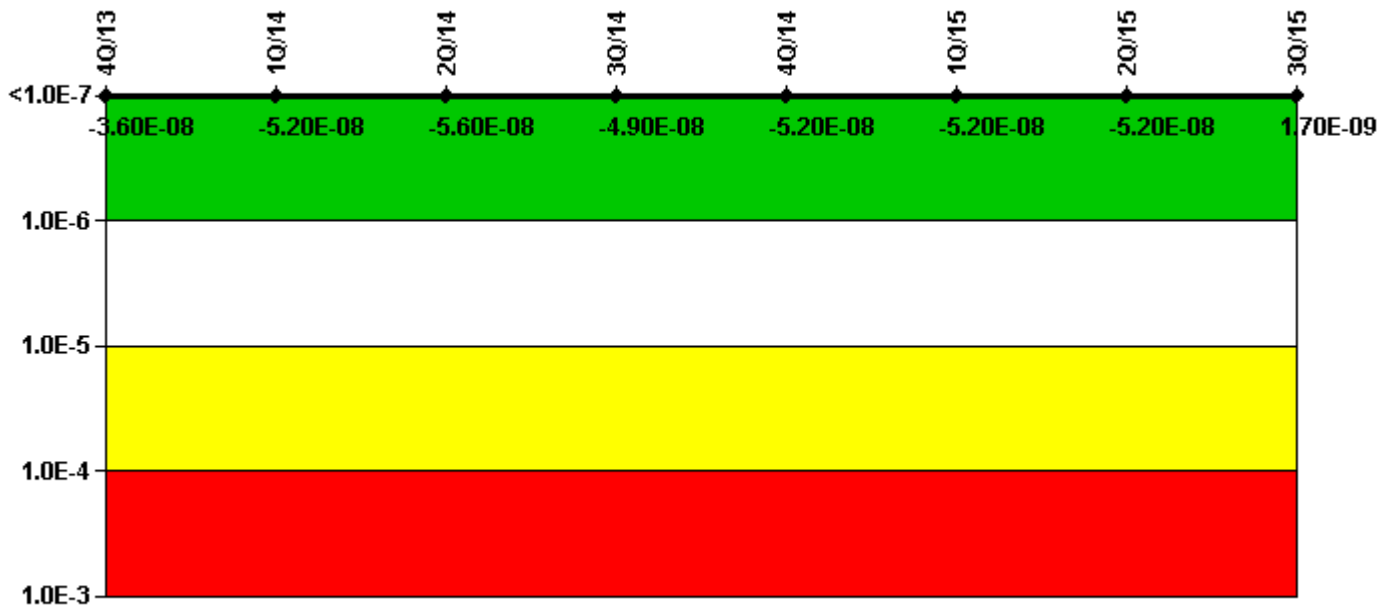
Thresholds: White > 1.00E-6 Yellow > 1.00E-5 Red > 1.00E-4

Notes

Mitigating Systems Performance Index, Heat Removal System	4Q/13	1Q/14	2Q/14	3Q/14	4Q/14	1Q/15	2Q/15	3Q/15
UAI (Δ CDF)	-8.29E-08	-5.91E-08	-5.37E-08	-5.35E-08	-5.19E-08	-5.27E-08	-4.38E-08	-7.53E-08
URI (Δ CDF)	-3.38E-07	-3.29E-07	-3.29E-07	-3.34E-07	-3.34E-07	-3.34E-07	-3.30E-07	2.55E-07
PLE	NO	NO	NO	NO	NO	NO	NO	NO
Indicator value	-4.20E-07	-3.90E-07	-3.80E-07	-3.90E-07	-3.90E-07	-3.90E-07	-3.70E-07	1.80E-07

Licensee Comments: none

Mitigating Systems Performance Index, Residual Heat Removal System



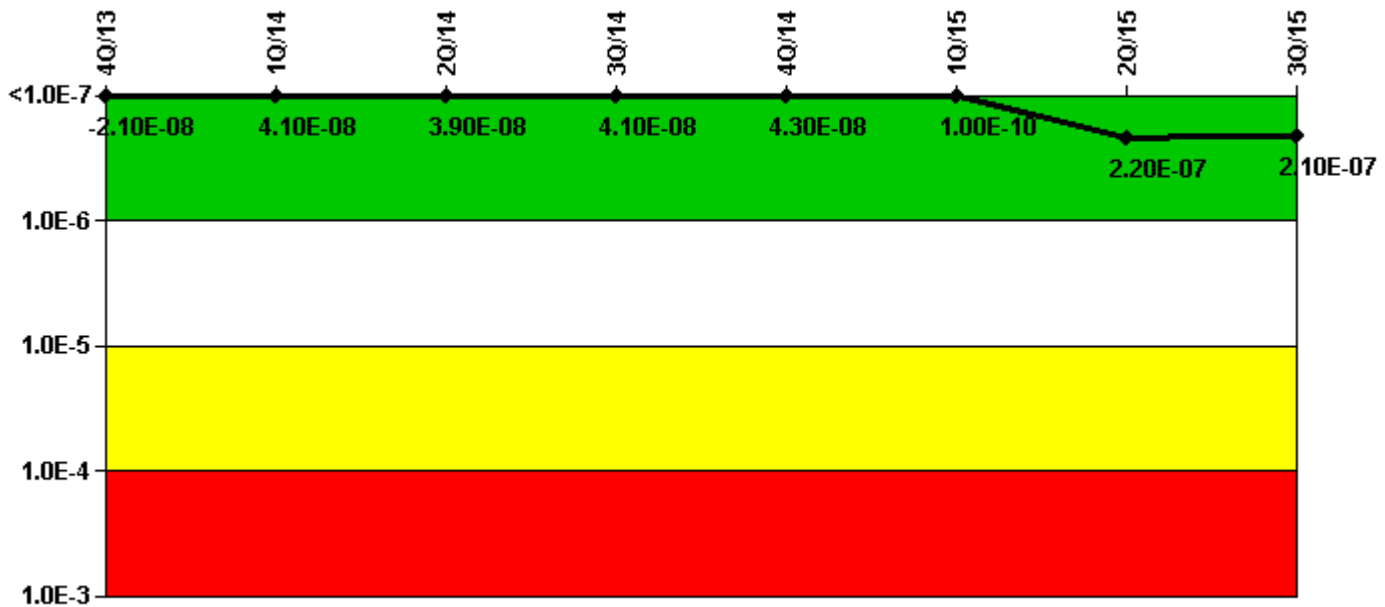
Thresholds: White > 1.00E-6 Yellow > 1.00E-5 Red > 1.00E-4

Notes

Mitigating Systems Performance Index, Residual Heat Removal System	4Q/13	1Q/14	2Q/14	3Q/14	4Q/14	1Q/15	2Q/15	3Q/15
UAI (Δ CDF)	4.55E-09	-1.15E-08	-1.15E-08	-4.79E-09	-7.53E-09	-7.50E-09	-7.48E-09	4.43E-08
URI (Δ CDF)	-4.04E-08	-4.03E-08	-4.44E-08	-4.44E-08	-4.43E-08	-4.42E-08	-4.42E-08	-4.26E-08
PLE	NO	NO	NO	NO	NO	NO	NO	NO
Indicator value	-3.60E-08	-5.20E-08	-5.60E-08	-4.90E-08	-5.20E-08	-5.20E-08	-5.20E-08	1.70E-09

Licensee Comments: none

Mitigating Systems Performance Index, Cooling Water Systems



Thresholds: White > 1.00E-6 Yellow > 1.00E-5 Red > 1.00E-4

Notes

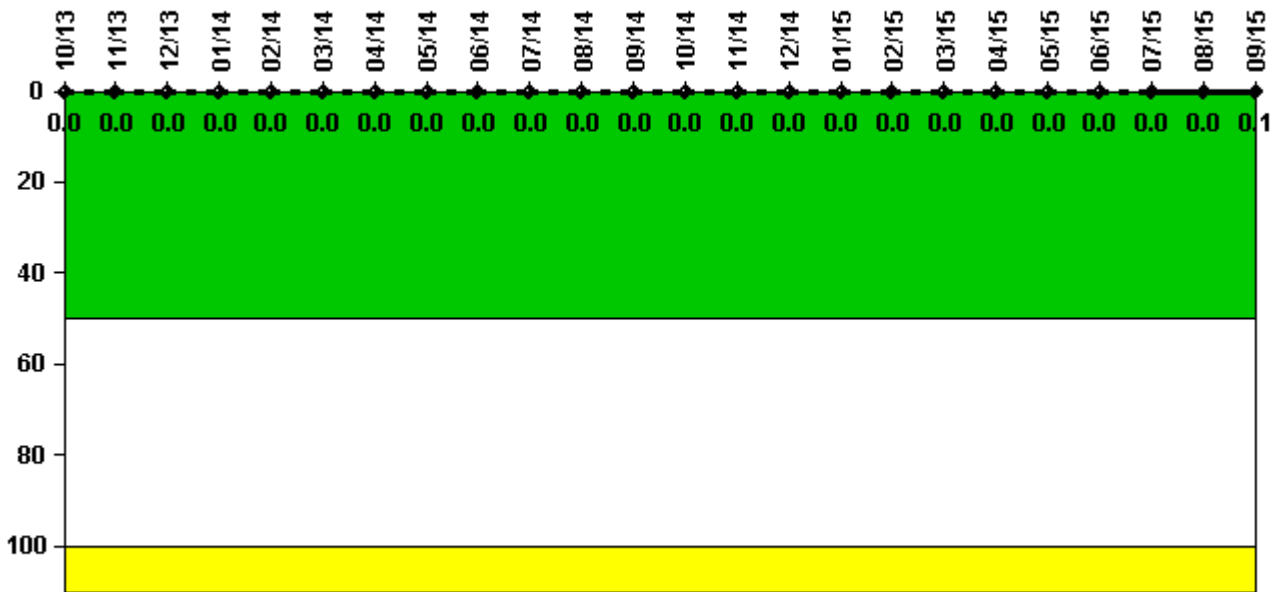
Mitigating Systems Performance Index, Cooling Water Systems	4Q/13	1Q/14	2Q/14	3Q/14	4Q/14	1Q/15	2Q/15	3Q/15
UAI (ΔCDF)	9.15E-10	1.26E-10	5.25E-10	1.08E-09	1.08E-09	1.87E-08	2.34E-07	2.33E-07
URI (ΔCDF)	-2.15E-08	4.09E-08	3.87E-08	3.97E-08	4.19E-08	-1.86E-08	-1.87E-08	-1.82E-08
PLE	NO	NO	NO	NO	NO	NO	NO	NO
Indicator value	-2.10E-08	4.10E-08	3.90E-08	4.10E-08	4.30E-08	1.00E-10	2.20E-07	2.10E-07

Licensee Comments:

1Q/14: After further analysis the system was determined to be inoperable but available. All success criteria was met during the LCO. Previously reported "Unplanned Unavailable Hours" have been removed.

1Q/14: The number of unavailability hours has been corrected due to a misinterpretation of the maintenance rule performance criteria.

Reactor Coolant System Activity




Thresholds: White > 50.0 Yellow > 100.0

Notes

Reactor Coolant System Activity	10/13	11/13	12/13	1/14	2/14	3/14	4/14	5/14	6/14	7/14	8/14	9/14
Maximum activity	0.000035	0.000046	0.000045	0.000027	0.000033	0.000040	0.000073	0.000157	0.000136	0.000132	0.000129	0.000128
Technical specification limit	1.0	1.0	1.0	1.0	1.0	1.0	1.0	1.0	1.0	1.0	1.0	1.0
Indicator value	0	0	0	0	0	0	0	0	0	0	0	0
Reactor Coolant System Activity	10/14	11/14	12/14	1/15	2/15	3/15	4/15	5/15	6/15	7/15	8/15	9/15
Maximum activity	0.000127	0.000172	0.000138	0.000148	0.000151	0.000148	0.000172	0.000151	0.000169	0.000169	0.000176	0.000623
Technical specification limit	1.0	1.0	1.0	1.0	1.0	1.0	1.0	1.0	1.0	1.0	1.0	1.0
Indicator value	0	0	0	0	0	0	0	0	0	0	0	0.1

Licensee Comments: none

Reactor Coolant System Leakage



Thresholds: White > 50.0 Yellow > 100.0

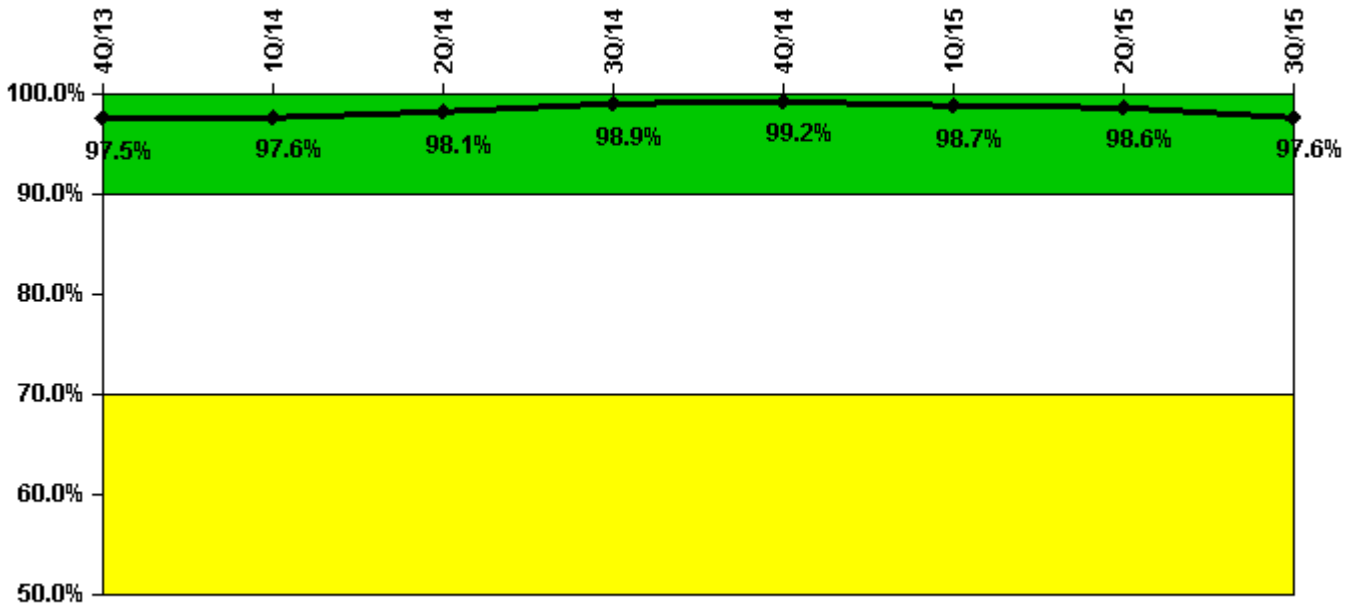
Notes

Reactor Coolant System Leakage	10/13	11/13	12/13	1/14	2/14	3/14	4/14	5/14	6/14	7/14	8/14	9/14
Maximum leakage	0.108	0.072	0.058	0.097	0.077	0.070	0.144	0.137	0.147	0.154	0.169	0.161
Technical specification limit	10.0	10.0	10.0	10.0	10.0	10.0	10.0	10.0	10.0	10.0	10.0	10.0
Indicator value	1.1	0.7	0.6	1.0	0.8	0.7	1.4	1.4	1.5	1.5	1.7	1.6

Reactor Coolant System Leakage	10/14	11/14	12/14	1/15	2/15	3/15	4/15	5/15	6/15	7/15	8/15	9/15
Maximum leakage	0.176	0.158	0.150	0.164	0.164	0.159	0.147	0.156	0.113	0.122	0.148	0.152
Technical specification limit	10.0	10.0	10.0	10.0	10.0	10.0	10.0	10.0	10.0	10.0	10.0	10.0
Indicator value	1.8	1.6	1.5	1.6	1.6	1.6	1.5	1.6	1.1	1.2	1.5	1.5

Licensee Comments: none

Drill/Exercise Performance



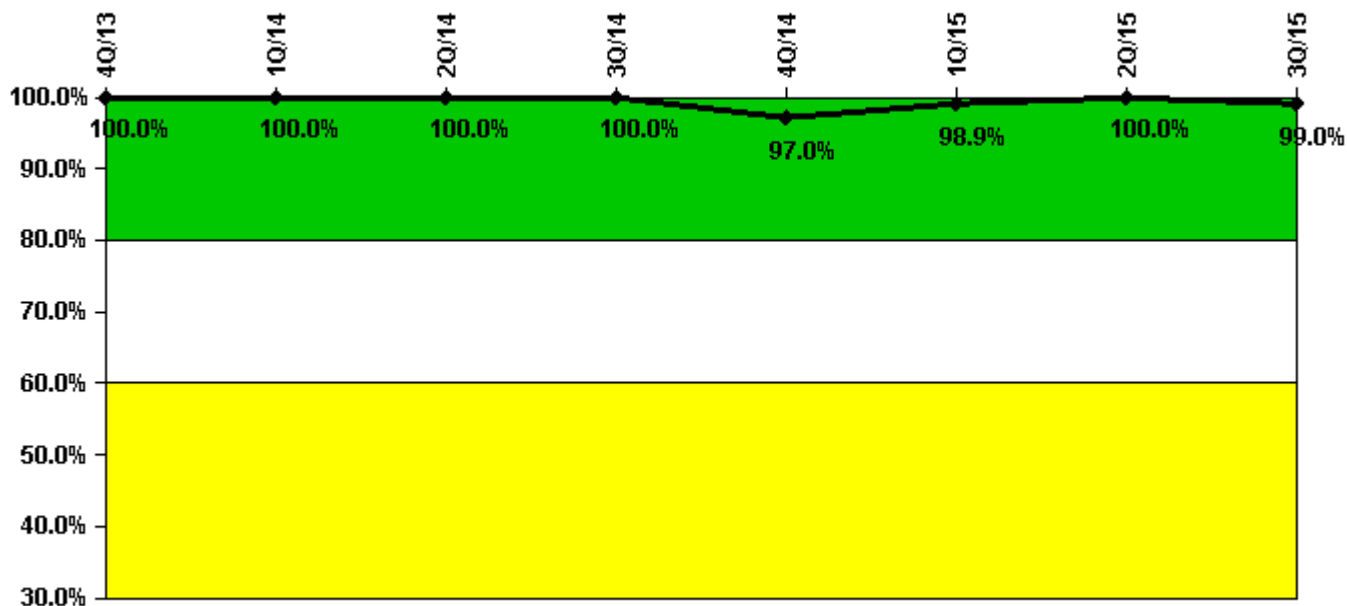
Thresholds: White < 90.0% Yellow < 70.0%

Notes

Drill/Exercise Performance	4Q/13	1Q/14	2Q/14	3Q/14	4Q/14	1Q/15	2Q/15	3Q/15
Successful opportunities	53.0	37.0	46.0	31.0	29.0	56.0	34.0	38.0
Total opportunities	53.0	37.0	47.0	31.0	30.0	58.0	34.0	42.0
Indicator value	97.5%	97.6%	98.1%	98.9%	99.2%	98.7%	98.6%	97.6%

Licensee Comments: none

ERO Drill Participation



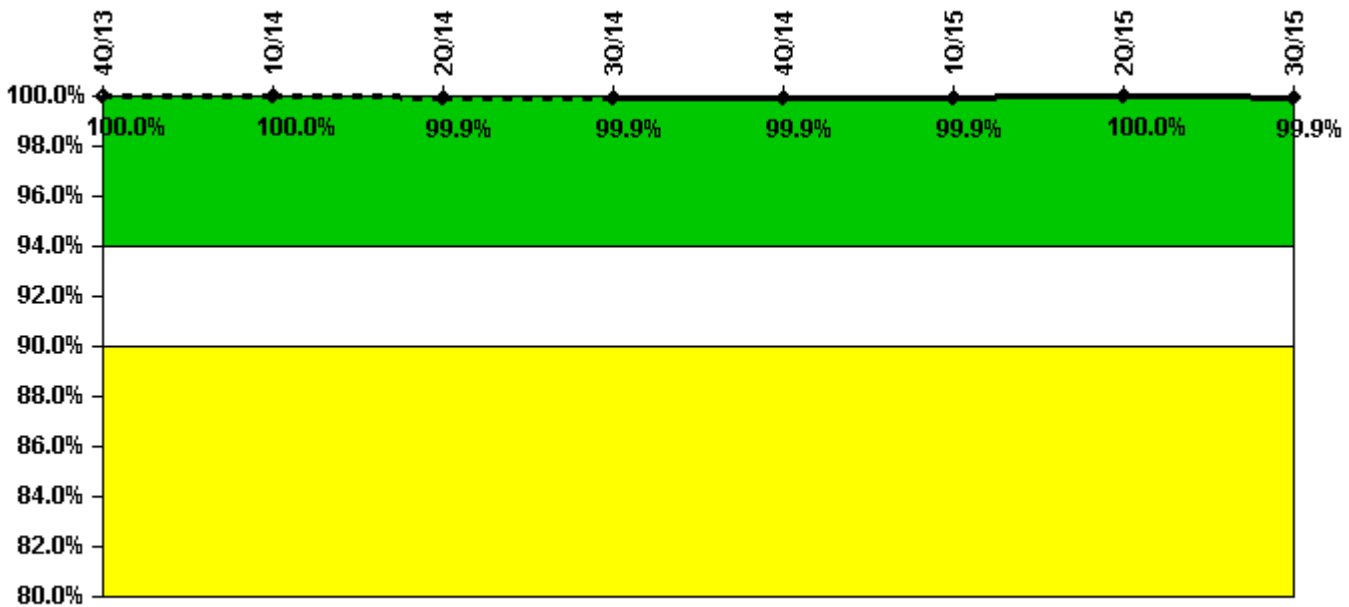
Thresholds: White < 80.0% Yellow < 60.0%

Notes

ERO Drill Participation	4Q/13	1Q/14	2Q/14	3Q/14	4Q/14	1Q/15	2Q/15	3Q/15
Participating Key personnel	95.0	96.0	94.0	93.0	97.0	91.0	97.0	95.0
Total Key personnel	95.0	96.0	94.0	93.0	100.0	92.0	97.0	96.0
Indicator value	100.0%	100.0%	100.0%	100.0%	97.0%	98.9%	100.0%	99.0%

Licensee Comments: none

Alert & Notification System



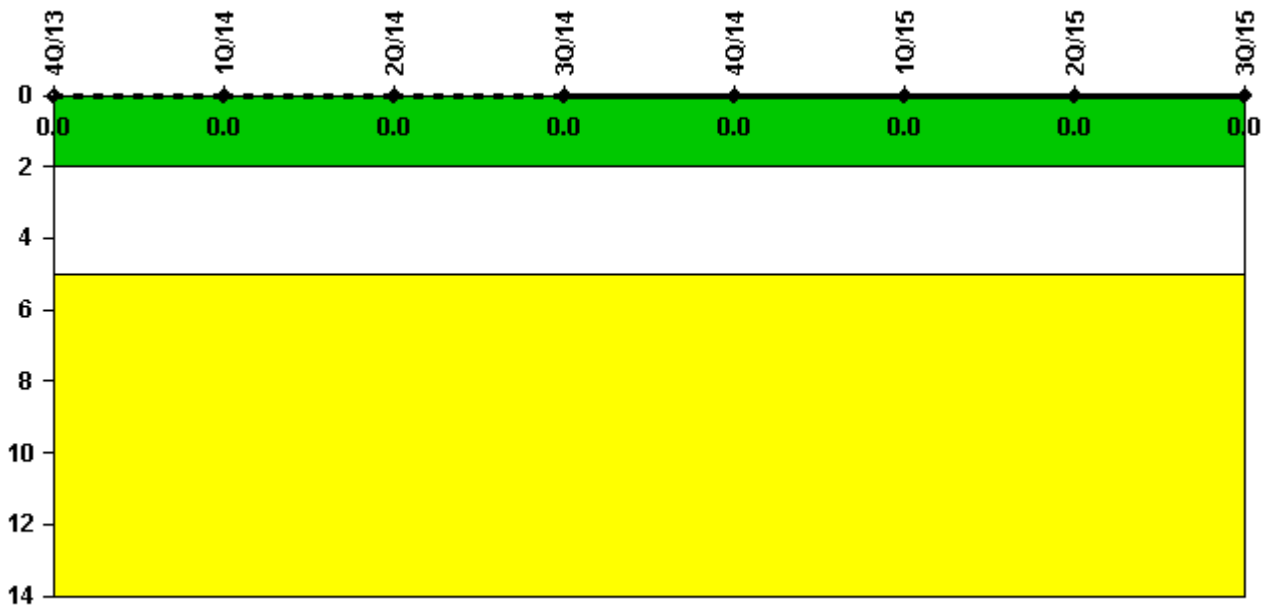
Thresholds: White < 94.0% Yellow < 90.0%

Notes

Alert & Notification System	4Q/13	1Q/14	2Q/14	3Q/14	4Q/14	1Q/15	2Q/15	3Q/15
Successful siren-tests	611	610	610	611	610	611	611	610
Total sirens-tests	611	611	611	611	611	611	611	611
Indicator value	100.0%	100.0%	99.9%	99.9%	99.9%	99.9%	100.0%	99.9%

Licensee Comments: none

Occupational Exposure Control Effectiveness



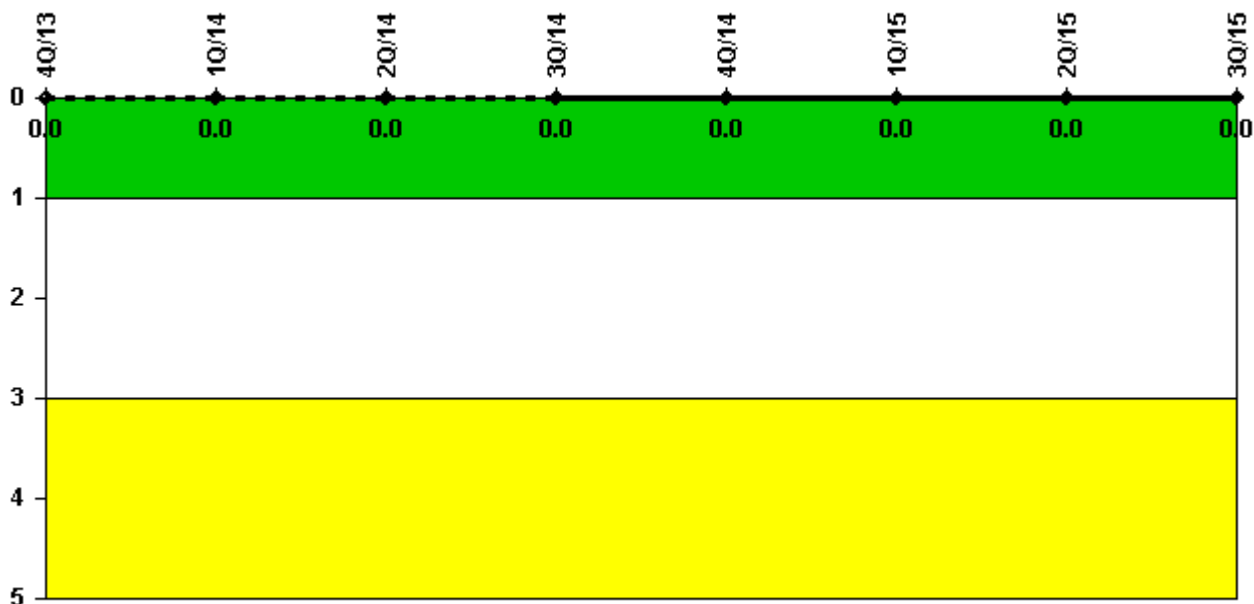
Thresholds: White > 2.0 Yellow > 5.0

Notes

Occupational Exposure Control Effectiveness	4Q/13	1Q/14	2Q/14	3Q/14	4Q/14	1Q/15	2Q/15	3Q/15
High radiation area occurrences	0	0	0	0	0	0	0	0
Very high radiation area occurrences	0	0	0	0	0	0	0	0
Unintended exposure occurrences	0	0	0	0	0	0	0	0
Indicator value	0	0	0	0	0	0	0	0

Licensee Comments: none

RETS/ODCM Radiological Effluent



Thresholds: White > 1.0 Yellow > 3.0

Notes

RETS/ODCM Radiological Effluent	4Q/13	1Q/14	2Q/14	3Q/14	4Q/14	1Q/15	2Q/15	3Q/15
RETS/ODCM occurrences	0	0	0	0	0	0	0	0
Indicator value	0	0	0	0	0	0	0	0

Licensee Comments: none

Although the Security Cornerstone is included in the Reactor Oversight Process assessment program, the Commission has decided that specific information related to findings and performance indicators pertaining to the Security Cornerstone will not be publicly available to ensure that security information is not provided to a possible adversary. Other than the fact that a finding or performance indicator is Green or Greater-Than-Green, security related information will not be displayed on the public web page.

 [Action Matrix Summary](#) | [Inspection Findings Summary](#) | [PI Summary](#) | [Reactor Oversight Process](#)

Last Modified: December 15, 2015