

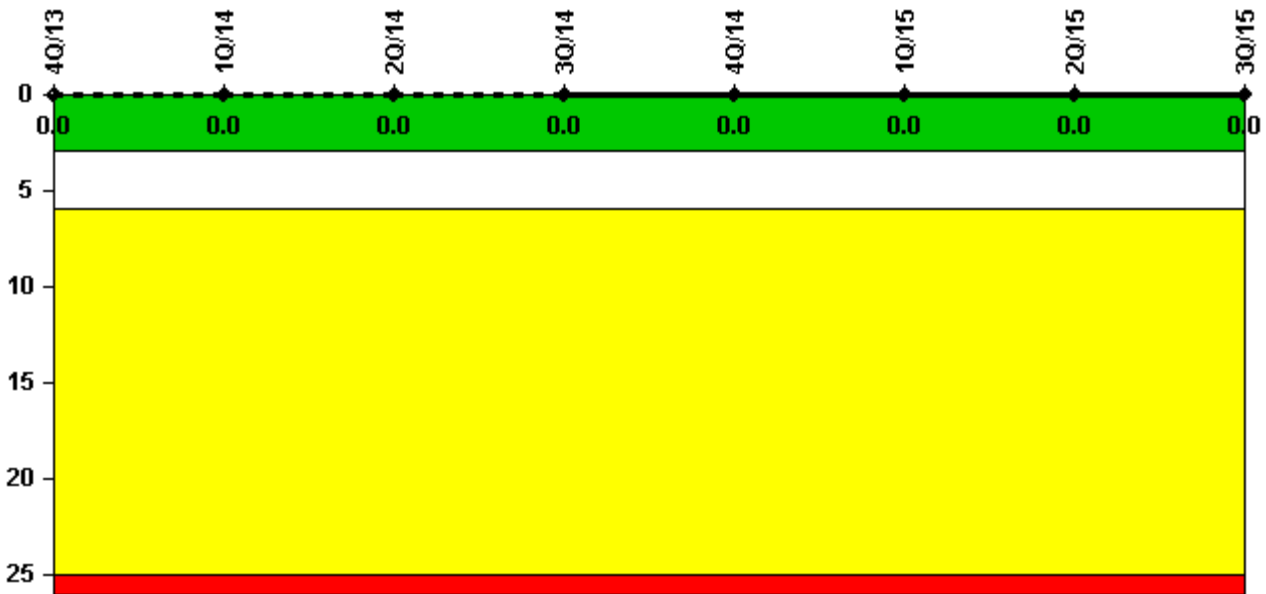
Point Beach 2

3Q/2015 Performance Indicators

The solid trend line represents the current reporting period.

Licensee's General Comments: none

Unplanned Scrams per 7000 Critical Hrs



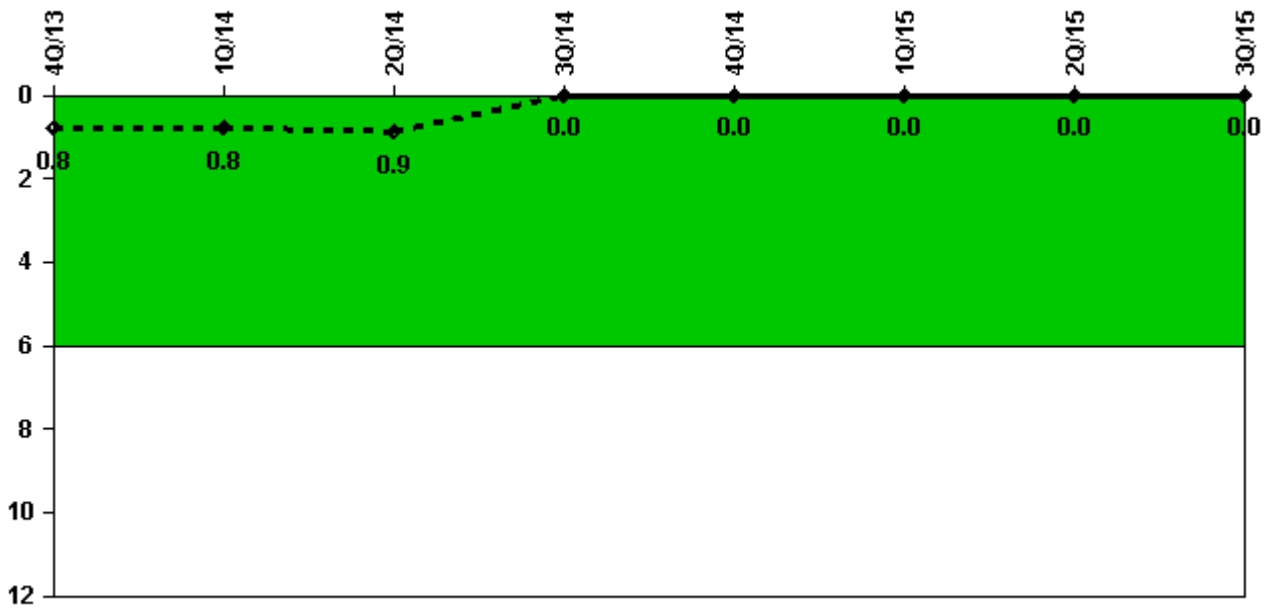
Thresholds: White > 3.0 Yellow > 6.0 Red > 25.0

Notes

Unplanned Scrams per 7000 Critical Hrs	4Q/13	1Q/14	2Q/14	3Q/14	4Q/14	1Q/15	2Q/15	3Q/15
Unplanned scrams	0	0	0	0	0	0	0	0
Critical hours	2209.0	1799.5	1795.9	2185.1	2209.0	2159.0	2184.0	2208.0
Indicator value	0	0	0	0	0	0	0	0

Licensee Comments: none

Unplanned Power Changes per 7000 Critical Hrs



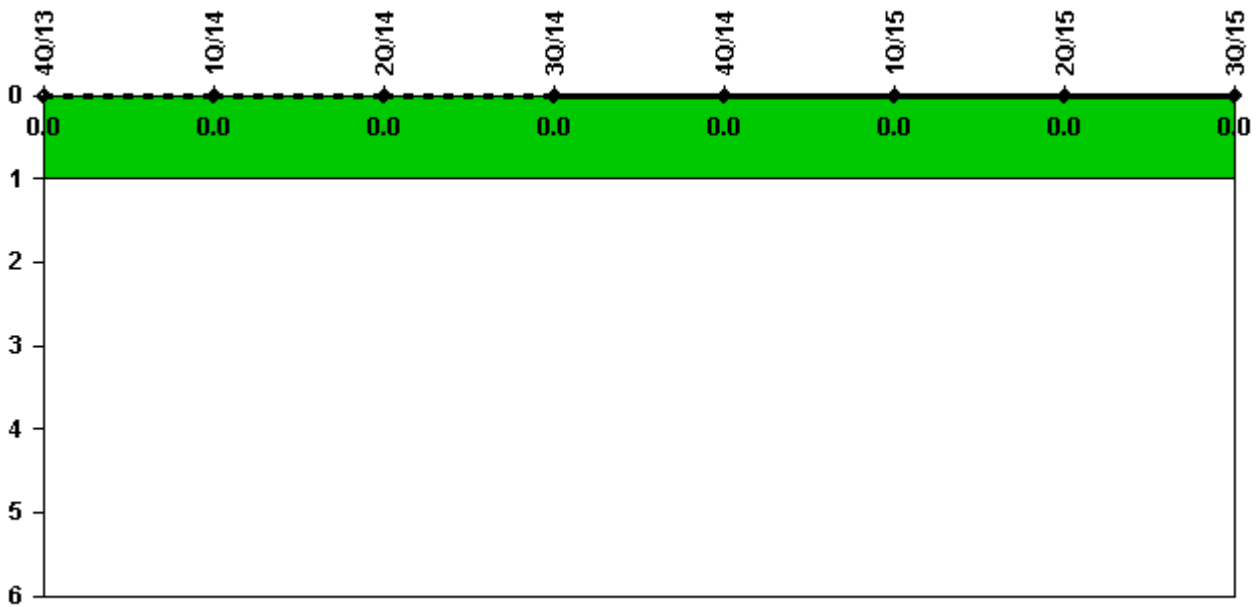
Thresholds: White > 6.0

Notes

Unplanned Power Changes per 7000 Critical Hrs	4Q/13	1Q/14	2Q/14	3Q/14	4Q/14	1Q/15	2Q/15	3Q/15
Unplanned power changes	0	0	0	0	0	0	0	0
Critical hours	2209.0	1799.5	1795.9	2185.1	2209.0	2159.0	2184.0	2208.0
Indicator value	0.8	0.8	0.9	0	0	0	0	0

Licensee Comments: none

Unplanned Scrams with Complications



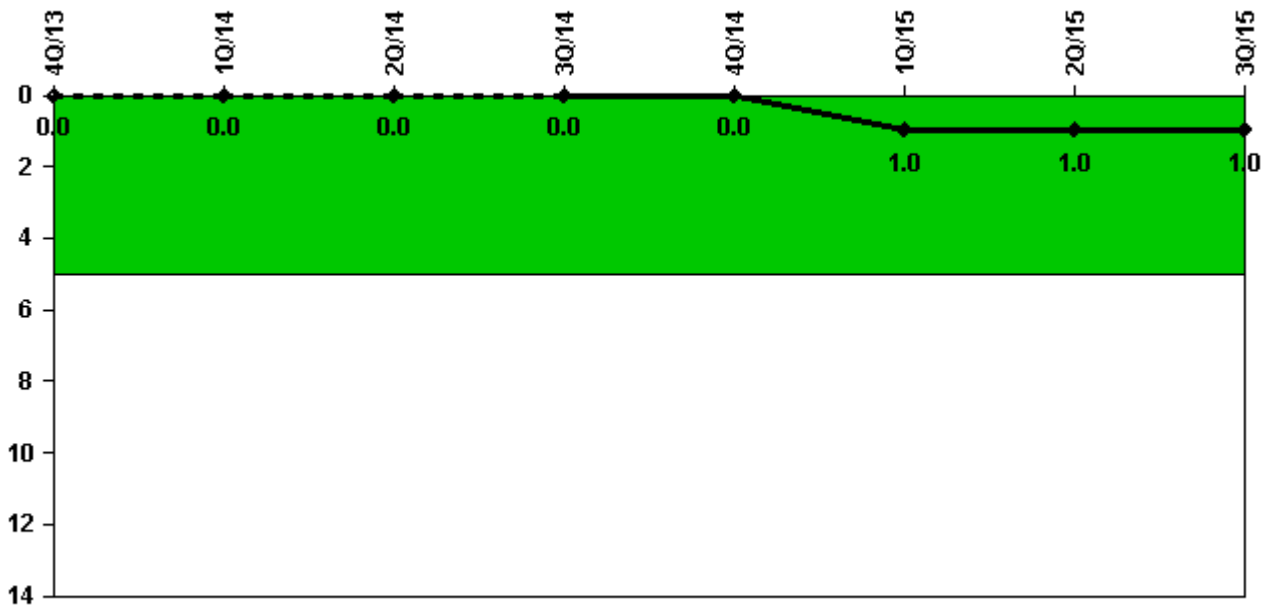
Thresholds: White > 1.0

Notes

Unplanned Scrams with Complications	4Q/13	1Q/14	2Q/14	3Q/14	4Q/14	1Q/15	2Q/15	3Q/15
Scrams with complications	0	0	0	0	0	0	0	0
Indicator value	0.0	0.0	0.0	0.0	0.0	0.0	0.0	0.0

Licensee Comments: none

Safety System Functional Failures (PWR)



Thresholds: White > 5.0

Notes

Safety System Functional Failures (PWR)	4Q/13	1Q/14	2Q/14	3Q/14	4Q/14	1Q/15	2Q/15	3Q/15
Safety System Functional Failures	0	0	0	0	0	1	0	0
Indicator value	0	0	0	0	0	1	1	1


Licensee Comments:

3Q/15: LER 266/2015-004-00 (Units 1 and 2) was submitted in August 2015 but was not reported as a SSFF.

2Q/15: No SSFF failures 2Q15.

1Q/15: LER 2015-001-00, RHR Flooding dated January 19, 2015

Mitigating Systems Performance Index, Emergency AC Power System



Thresholds: White > 1.00E-6 Yellow > 1.00E-5 Red > 1.00E-4

Notes


Mitigating Systems Performance Index, Emergency AC Power System	4Q/13	1Q/14	2Q/14	3Q/14	4Q/14	1Q/15	2Q/15	3Q/15
UAI (Δ CDF)	6.00E-08	4.64E-08	2.11E-08	1.06E-08	2.86E-09	3.07E-09	-8.66E-09	-9.22E-09
URI (Δ CDF)	-7.43E-07	-7.44E-07	-7.94E-07	-7.95E-07	-7.95E-07	-8.01E-07	-8.06E-07	-8.12E-07
PLE	NO	NO	NO	NO	NO	NO	NO	NO
Indicator value	-6.80E-07	-7.00E-07	-7.70E-07	-7.80E-07	-7.90E-07	-8.00E-07	-8.10E-07	-8.20E-07

Licensee Comments:

3Q/14: EAC numbers for May 2014 were updated due to data error. Reference AR 01994937 and AR01995233.

2Q/14: Changed PRA Parameter(s). The PBNP PRA Model Revision 5.02 was approved on January 17, 2014 with a corresponding MSPI Basis Document revision 23 approved on June 27, 2014. The primary purpose of the PRA update was to resolve an issue identified with the previous model that affected the CDF and LERF calculations when components were taken out of service by setting their basic events to logical TRUE.

Mitigating Systems Performance Index, High Pressure Injection System



Thresholds: White > 1.00E-6 Yellow > 1.00E-5 Red > 1.00E-4

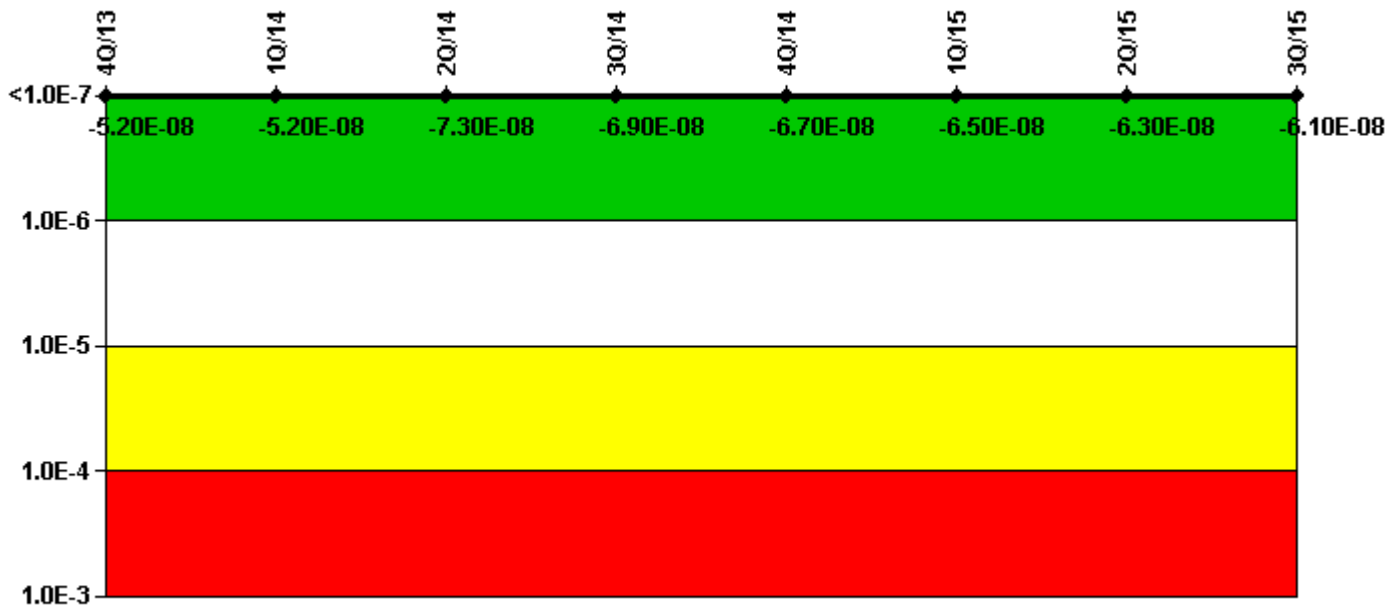
Notes

Mitigating Systems Performance Index, High Pressure Injection System	4Q/13	1Q/14	2Q/14	3Q/14	4Q/14	1Q/15	2Q/15	3Q/15
UAI (Δ CDF)	-6.21E-09	-1.68E-08	-1.73E-08	-1.73E-08	-1.73E-08	-1.73E-08	-1.73E-08	-1.73E-08
URI (Δ CDF)	2.20E-07	-2.81E-08	-2.84E-08	-2.84E-08	-2.84E-08	-2.84E-08	-2.84E-08	-2.84E-08
PLE	NO	NO	NO	NO	NO	NO	NO	NO
Indicator value	2.10E-07	-4.50E-08	-4.60E-08	-4.60E-08	-4.60E-08	-4.60E-08	-4.60E-08	-4.60E-08

Licensee Comments:

2Q/14: Changed PRA Parameter(s). The PBNP PRA Model Revision 5.02 was approved on January 17, 2014 with a corresponding MSPI Basis Document revision 23 approved on June 27, 2014. The primary purpose of the PRA update was to resolve an issue identified with the previous model that affected the CDF and LERF calculations when components were taken out of service by setting their basic events to logical TRUE.

Mitigating Systems Performance Index, Heat Removal System



Thresholds: White > 1.00E-6 Yellow > 1.00E-5 Red > 1.00E-4

Notes

Mitigating Systems Performance Index, Heat Removal System	4Q/13	1Q/14	2Q/14	3Q/14	4Q/14	1Q/15	2Q/15	3Q/15
UAI (ΔCDF)	-9.99E-09	-1.19E-08	-2.44E-08	-2.44E-08	-2.44E-08	-2.44E-08	-2.44E-08	-2.44E-08
URI (ΔCDF)	-4.21E-08	-4.04E-08	-4.89E-08	-4.45E-08	-4.26E-08	-4.07E-08	-3.87E-08	-3.67E-08
PLE	NO	NO	NO	NO	NO	NO	NO	NO
Indicator value	-5.20E-08	-5.20E-08	-7.30E-08	-6.90E-08	-6.70E-08	-6.50E-08	-6.30E-08	-6.10E-08

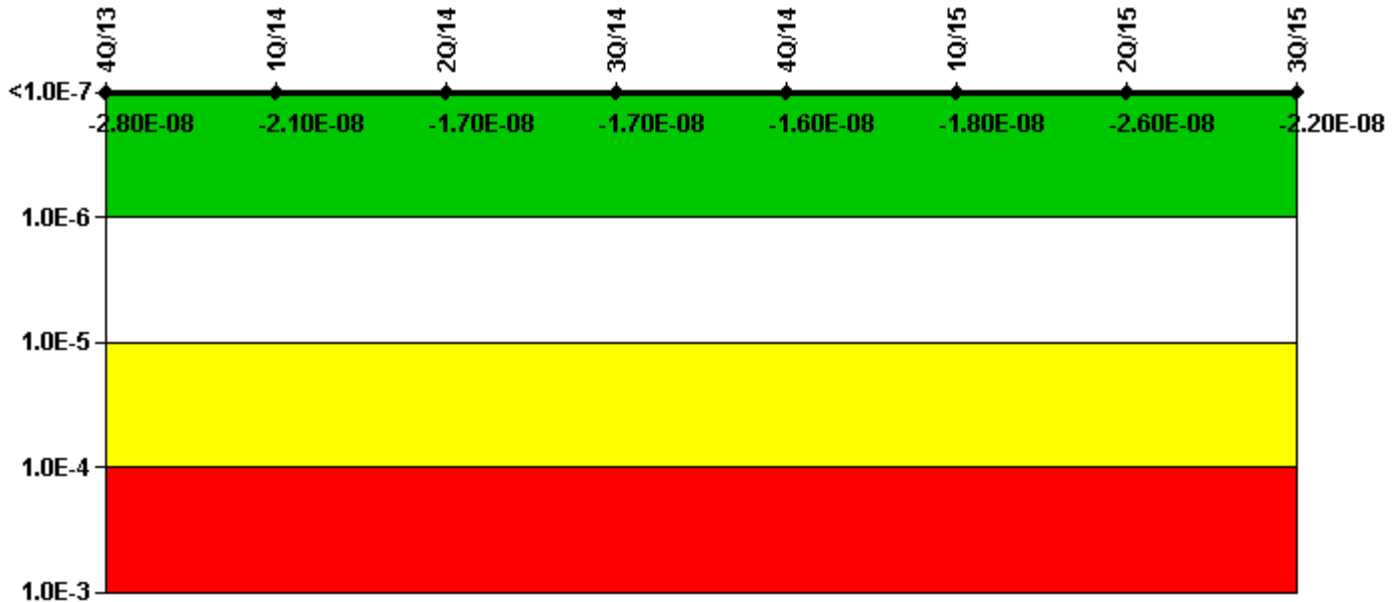
Licensee Comments:

1Q/15: Bearing cooling removed from Auxiliary Feedwater pumps by modification EC 272529 (U2). Associated valves were removed from MSPI Basis Document and CDE.

2Q/14: The PBNP PRA Model Revision 5.02 was approved on January 17, 2014 with a corresponding MSPI Basis Document revision 23 approved on June 27, 2014. The primary purpose of the PRA update was to resolve an issue identified with the previous model that affected the CDF and LERF calculations when components were taken out of service by setting their basic events to logical TRUE.

2Q/14: Changed PRA Parameter(s). The PBNP PRA Model Revision 5.02 was approved on January 17, 2014 with a corresponding MSPI Basis Document revision 23 approved on June 27, 2014. The primary purpose of the PRA update was to resolve an issue identified with the previous model that affected the CDF and LERF calculations when components were taken out of service by setting their basic events to logical TRUE.

Mitigating Systems Performance Index, Residual Heat Removal System



Thresholds: White > 1.00E-6 Yellow > 1.00E-5 Red > 1.00E-4

Notes

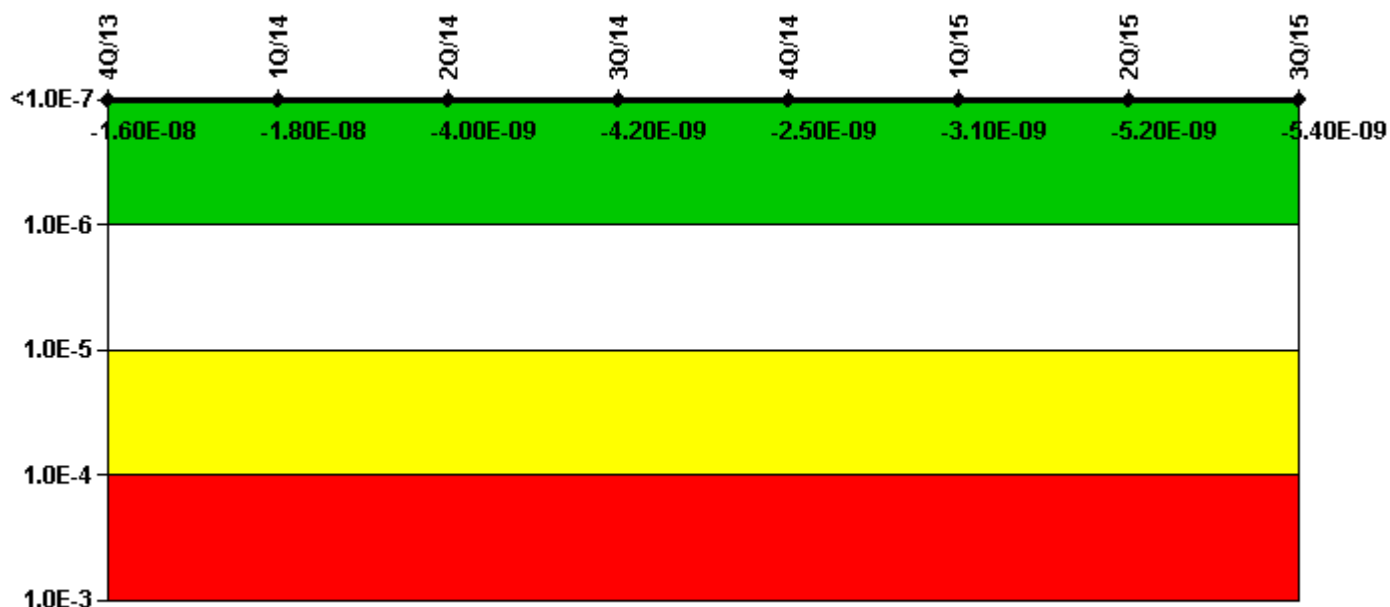
Mitigating Systems Performance Index, Residual Heat Removal System	4Q/13	1Q/14	2Q/14	3Q/14	4Q/14	1Q/15	2Q/15	3Q/15
UAI (Δ CDF)	9.51E-08	1.03E-07	9.93E-08	1.00E-07	1.01E-07	9.93E-08	9.20E-08	9.68E-08
URI (Δ CDF)	-1.23E-07	-1.24E-07	-1.16E-07	-1.17E-07	-1.17E-07	-1.18E-07	-1.18E-07	-1.19E-07
PLE	NO	NO	NO	NO	NO	NO	NO	NO
Indicator value	-2.80E-08	-2.10E-08	-1.70E-08	-1.70E-08	-1.60E-08	-1.80E-08	-2.60E-08	-2.20E-08

Licensee Comments:

2Q/14: Changed PRA Parameter(s). The PBNP PRA Model Revision 5.02 was approved on January 17, 2014 with a corresponding MSPI Basis Document revision 23 approved on June 27, 2014. The primary purpose of the PRA update was to resolve an issue identified with the previous model that affected the CDF and LERF calculations when components were taken out of service by setting their basic events to logical TRUE.

4Q/13: Past unavailability revised to include hours from IT-12 and IT-13 to account for difference between assigned operator and dedicated operator. (AR01901575)

Mitigating Systems Performance Index, Cooling Water Systems



Thresholds: White > 1.00E-6 Yellow > 1.00E-5 Red > 1.00E-4

Notes

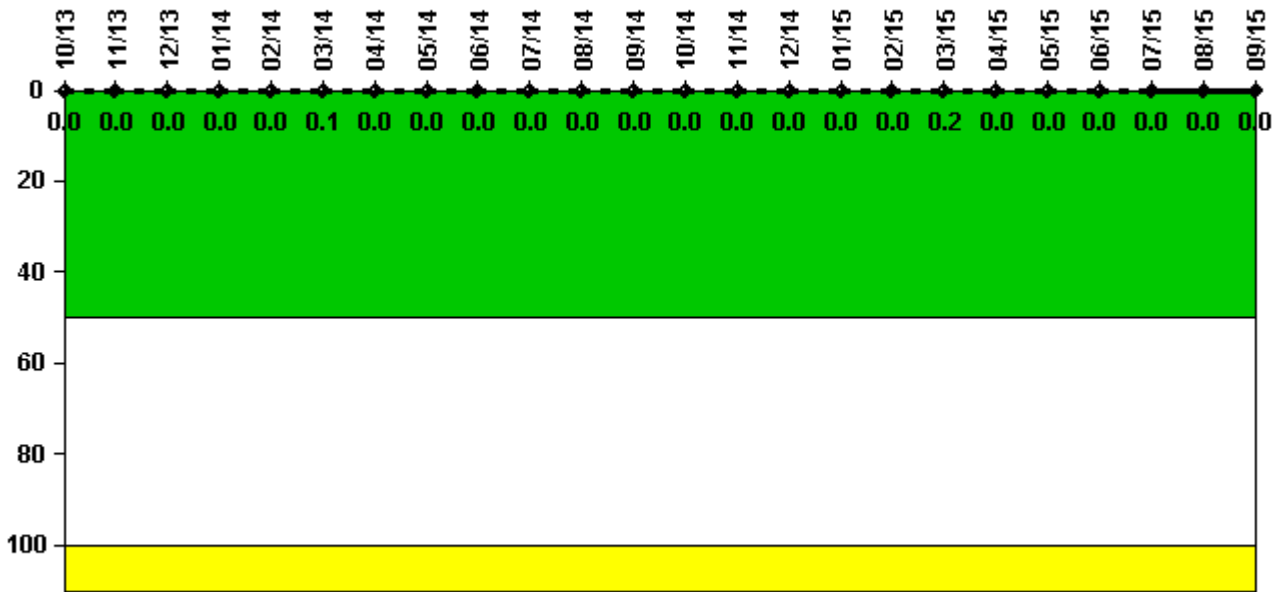
Mitigating Systems Performance Index, Cooling Water Systems	4Q/13	1Q/14	2Q/14	3Q/14	4Q/14	1Q/15	2Q/15	3Q/15
UAI (Δ CDF)	-8.25E-09	-1.01E-08	-1.94E-09	-2.10E-09	-6.02E-10	-3.52E-10	-2.42E-09	-2.57E-09
URI (Δ CDF)	-7.85E-09	-7.91E-09	-2.04E-09	-2.07E-09	-1.90E-09	-2.76E-09	-2.80E-09	-2.83E-09
PLE	NO	NO	NO	NO	NO	NO	NO	NO
Indicator value	-1.60E-08	-1.80E-08	-4.00E-09	-4.20E-09	-2.50E-09	-3.10E-09	-5.20E-09	-5.40E-09

Licensee Comments:

4Q/14: Failure of Service Water pump motor P-032D-M failed to run 10/7/2014, AR1996936.

2Q/14: Changed PRA Parameter(s). The PBNP PRA Model Revision 5.02 was approved on January 17, 2014 with a corresponding MSPI Basis Document revision 23 approved on June 27, 2014. The primary purpose of the PRA update was to resolve an issue identified with the previous model that affected the CDF and LERF calculations when components were taken out of service by setting their basic events to logical TRUE. The planned unavailability baseline for the Cooling Water System 1 (Service Water System) overboard valves was reduced to reflect the current maintenance practice of not danger-tagging these valves closed for ice melt or during refueling outages (AR01670874). This change is consistent with how unavailability of these valves is treated in the PRA model.

Reactor Coolant System Activity



Thresholds: White > 50.0 Yellow > 100.0

Notes

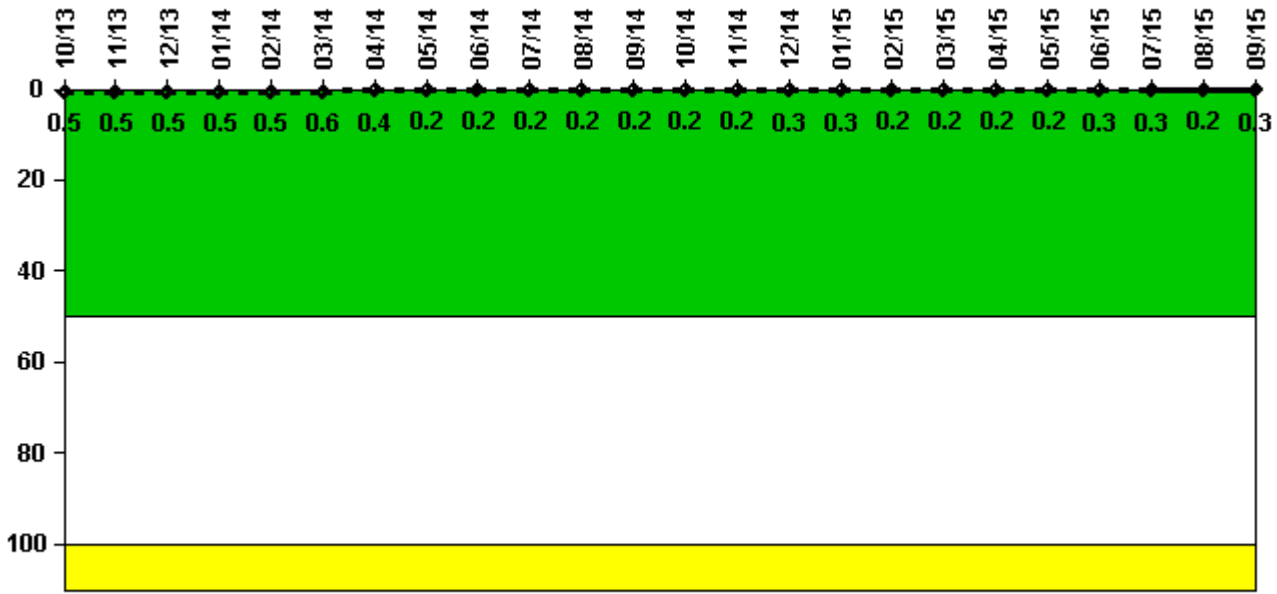
Reactor Coolant System Activity	10/13	11/13	12/13	1/14	2/14	3/14	4/14	5/14	6/14	7/14	8/14	9/14
Maximum activity	0.000221	0.000222	0.000225	0.000241	0.000249	0.000258	0.000127	0.000128	0.000133	0.000138	0.000144	0.000145
Technical specification limit	0.5	0.5	0.5	0.5	0.5	0.5	0.5	0.5	0.5	0.5	0.5	0.5
Indicator value	0	0	0	0	0	0.1	0	0	0	0	0	0

Reactor Coolant System Activity	10/14	11/14	12/14	1/15	2/15	3/15	4/15	5/15	6/15	7/15	8/15	9/15
Maximum activity	0.000148	0.000167	0.000168	0.000169	0.000172	0.000825	0.000196	0.000198	0.000191	0.000213	0.000207	0.000229
Technical specification limit	0.5	0.5	0.5	0.5	0.5	0.5	0.5	0.5	0.5	0.5	0.5	0.5
Indicator												

value	0	0	0	0	0	0.2	0	0	0	0	0	0
-------	---	---	---	---	---	-----	---	---	---	---	---	---

Licensee Comments: none

Reactor Coolant System Leakage



Thresholds: White > 50.0 Yellow > 100.0

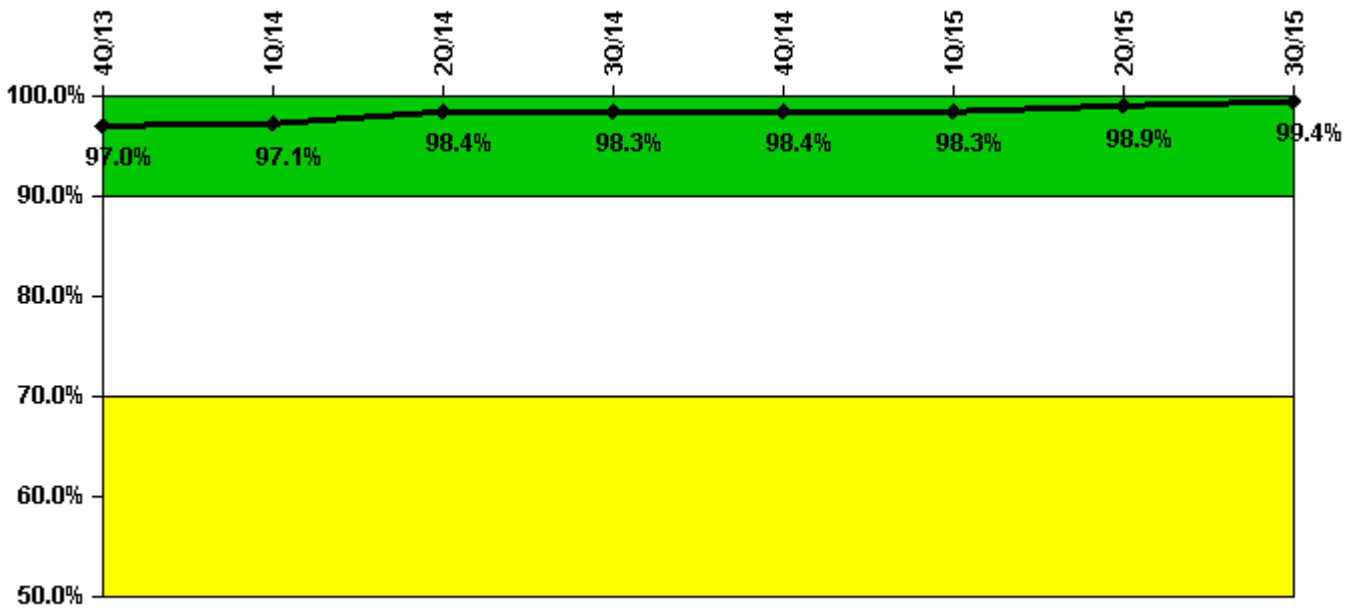
Notes

Reactor Coolant System Leakage	10/13	11/13	12/13	1/14	2/14	3/14	4/14	5/14	6/14	7/14	8/14	9/14
Maximum leakage	0.049	0.053	0.054	0.052	0.053	0.062	0.036	0.017	0.019	0.022	0.022	0.020
Technical specification limit	10.0	10.0	10.0	10.0	10.0	10.0	10.0	10.0	10.0	10.0	10.0	10.0
Indicator value	0.5	0.5	0.5	0.5	0.5	0.6	0.4	0.2	0.2	0.2	0.2	0.2

Reactor Coolant System Leakage	10/14	11/14	12/14	1/15	2/15	3/15	4/15	5/15	6/15	7/15	8/15	9/15
Maximum leakage	0.020	0.020	0.027	0.025	0.018	0.020	0.019	0.019	0.025	0.030	0.023	0.026
Technical specification limit	10.0	10.0	10.0	10.0	10.0	10.0	10.0	10.0	10.0	10.0	10.0	10.0
Indicator value	0.2	0.2	0.3	0.3	0.2	0.2	0.2	0.2	0.3	0.3	0.2	0.3

Licensee Comments: none

Drill/Exercise Performance



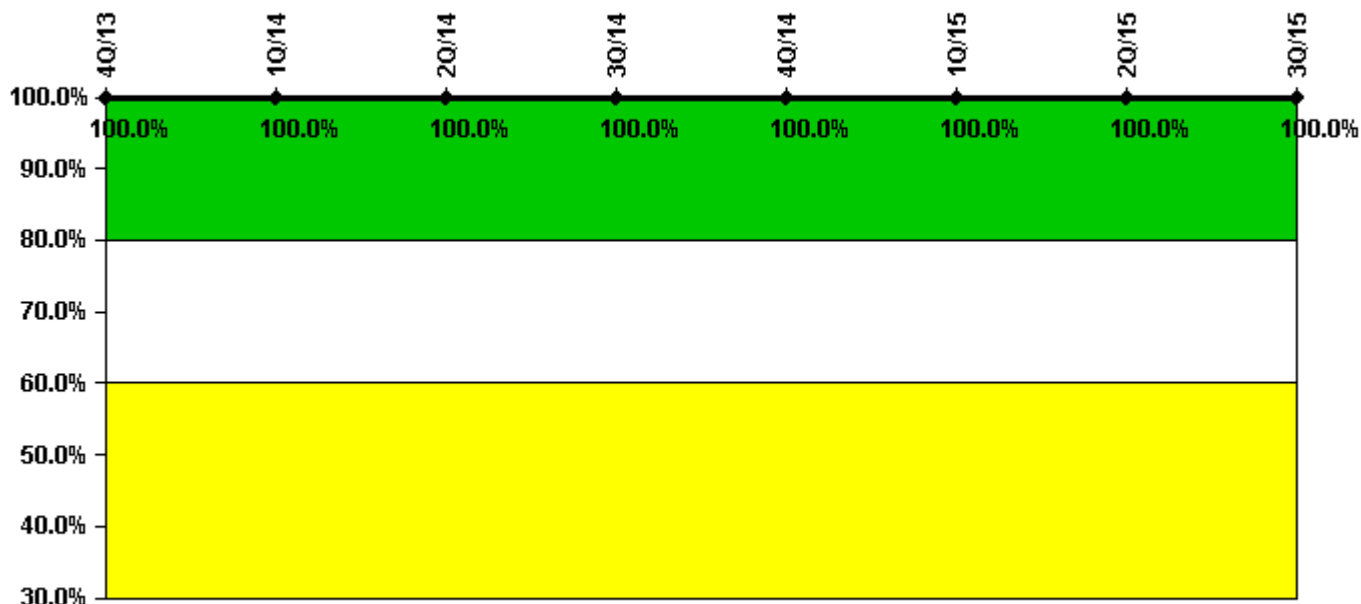
Thresholds: White < 90.0% Yellow < 70.0%

Notes

Drill/Exercise Performance	4Q/13	1Q/14	2Q/14	3Q/14	4Q/14	1Q/15	2Q/15	3Q/15
Successful opportunities	8.0	30.0	23.0	20.0	14.0	20.0	32.0	12.0
Total opportunities	8.0	30.0	24.0	20.0	14.0	20.0	32.0	12.0
Indicator value	97.0%	97.1%	98.4%	98.3%	98.4%	98.3%	98.9%	99.4%

Licensee Comments: none

ERO Drill Participation



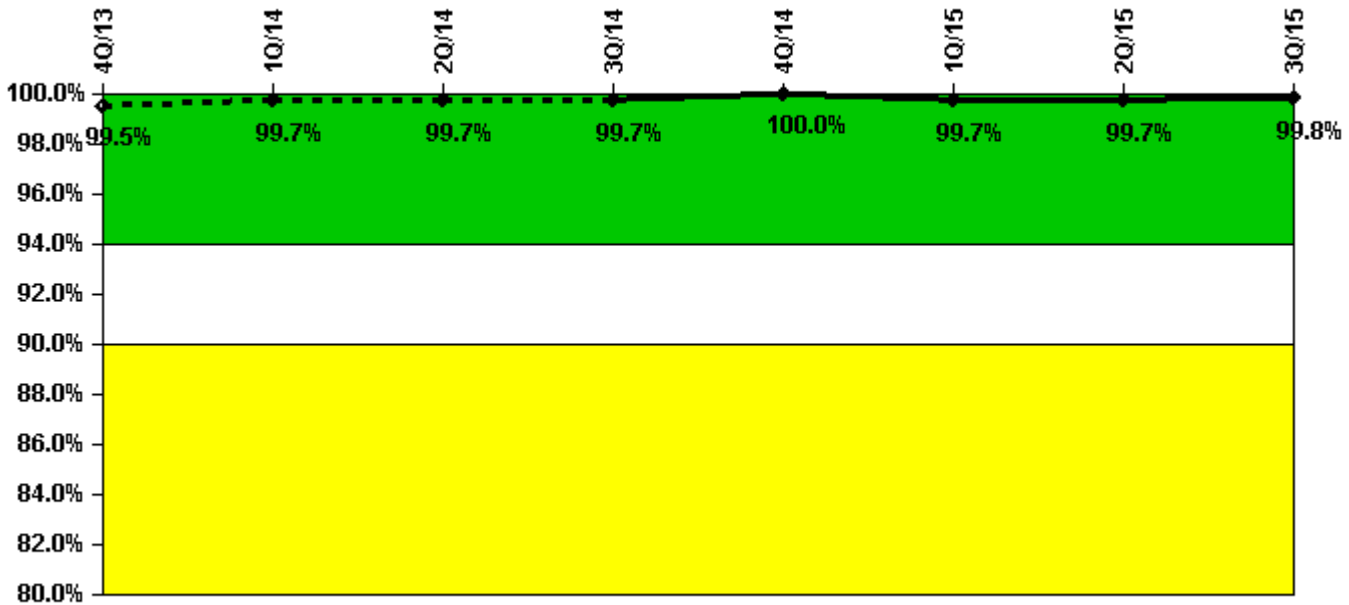
Thresholds: White < 80.0% Yellow < 60.0%

Notes

ERO Drill Participation	4Q/13	1Q/14	2Q/14	3Q/14	4Q/14	1Q/15	2Q/15	3Q/15
Participating Key personnel	58.0	58.0	60.0	58.0	55.0	56.0	63.0	62.0
Total Key personnel	58.0	58.0	60.0	58.0	55.0	56.0	63.0	62.0
Indicator value	100.0%	100.0%	100.0%	100.0%	100.0%	100.0%	100.0%	100.0%

Licensee Comments: none

Alert & Notification System



Thresholds: White < 94.0% Yellow < 90.0%

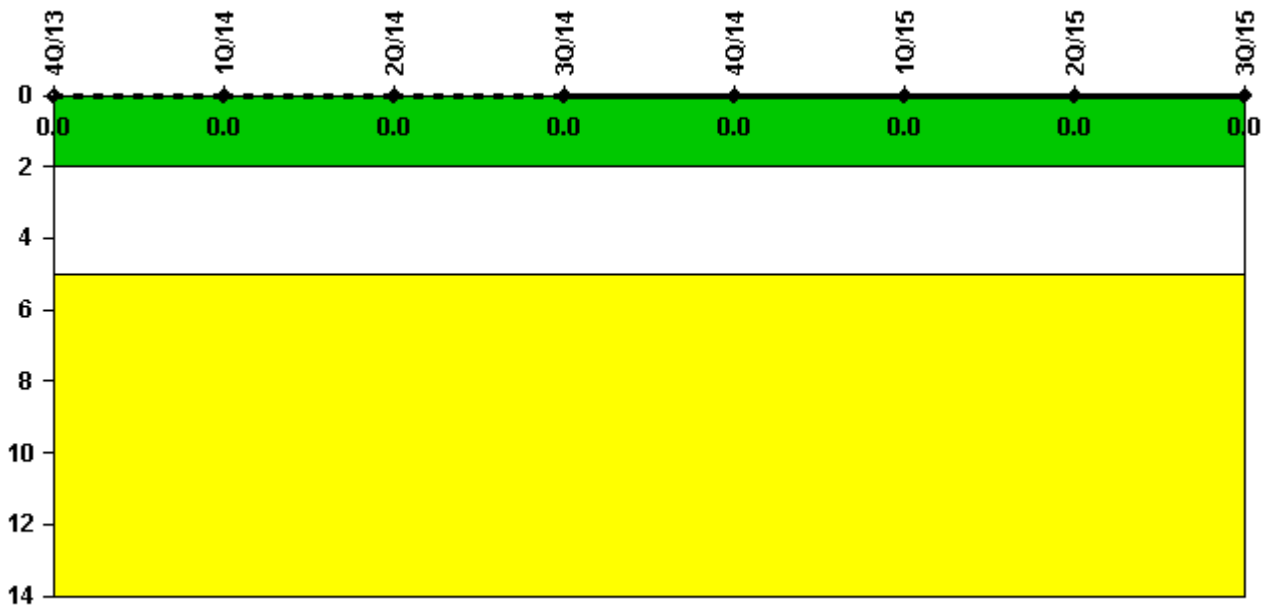
Notes

Alert & Notification System	4Q/13	1Q/14	2Q/14	3Q/14	4Q/14	1Q/15	2Q/15	3Q/15
Successful siren-tests	97	98	98	98	112	83	98	112
Total sirens-tests	98	98	98	98	112	84	98	112
Indicator value	99.5%	99.7%	99.7%	99.7%	100.0%	99.7%	99.7%	99.8%

Licensee Comments:

1Q/14: Point Beach ANS coverage takes credit for 8 sirens located in Kewaunee County that are owned and maintained by Kewaunee Power Station. As identified in FAQ 13-04, Point Beach is documenting the siren testing performance for these 8 sirens in the notes section of the Point Beach monthly ANS indicators.

Occupational Exposure Control Effectiveness



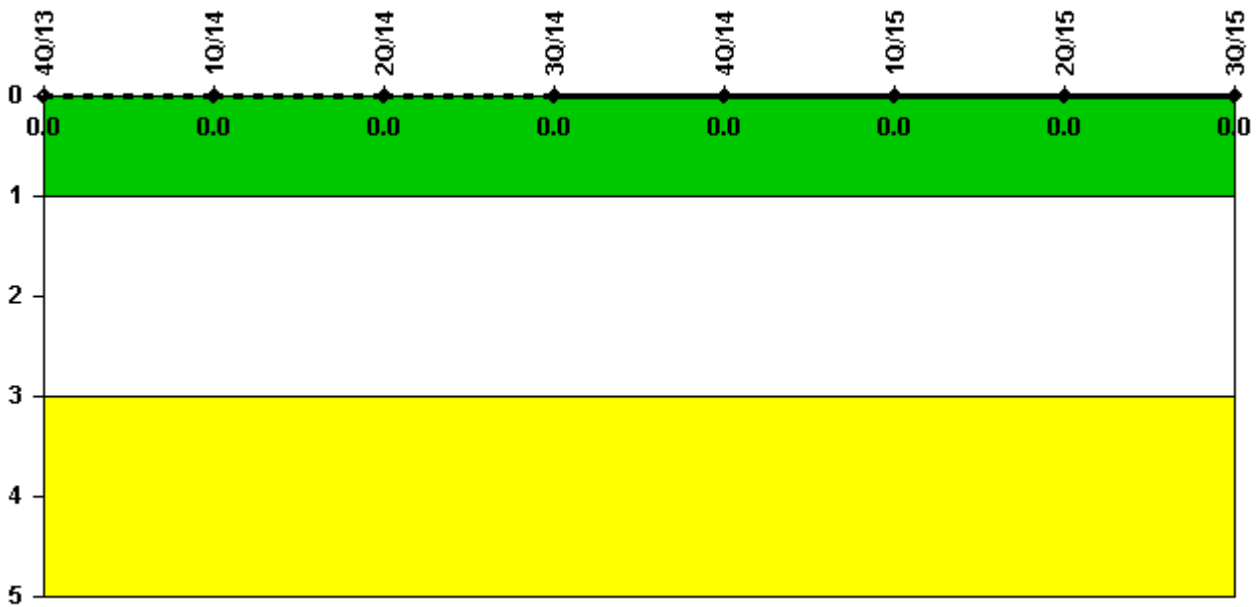
Thresholds: White > 2.0 Yellow > 5.0

Notes

Occupational Exposure Control Effectiveness	4Q/13	1Q/14	2Q/14	3Q/14	4Q/14	1Q/15	2Q/15	3Q/15
High radiation area occurrences	0	0	0	0	0	0	0	0
Very high radiation area occurrences	0	0	0	0	0	0	0	0
Unintended exposure occurrences	0	0	0	0	0	0	0	0
Indicator value	0	0	0	0	0	0	0	0

Licensee Comments: none

RETS/ODCM Radiological Effluent



Thresholds: White > 1.0 Yellow > 3.0

Notes

RETS/ODCM Radiological Effluent	4Q/13	1Q/14	2Q/14	3Q/14	4Q/14	1Q/15	2Q/15	3Q/15
RETS/ODCM occurrences	0	0	0	0	0	0	0	0
Indicator value	0	0	0	0	0	0	0	0

Licensee Comments: none

Although the Security Cornerstone is included in the Reactor Oversight Process assessment program, the Commission has decided that specific information related to findings and performance indicators pertaining to the Security Cornerstone will not be publicly available to ensure that security information is not provided to a possible adversary. Other than the fact that a finding or performance indicator is Green or Greater-Than-Green, security related information will not be displayed on the public web page.

 [Action Matrix Summary](#) | [Inspection Findings Summary](#) | [PI Summary](#) | [Reactor Oversight Process](#)

Last Modified: December 15, 2015