

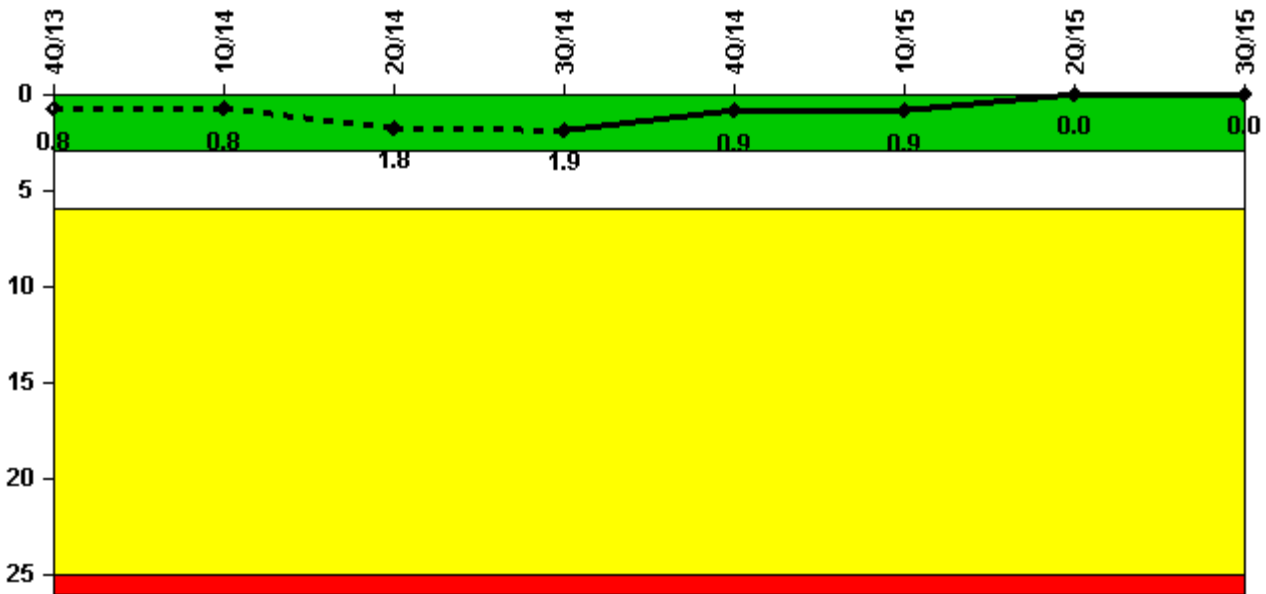
Millstone 2

3Q/2015 Performance Indicators

The solid trend line represents the current reporting period.

Licensee's General Comments: none

Unplanned Scrams per 7000 Critical Hrs



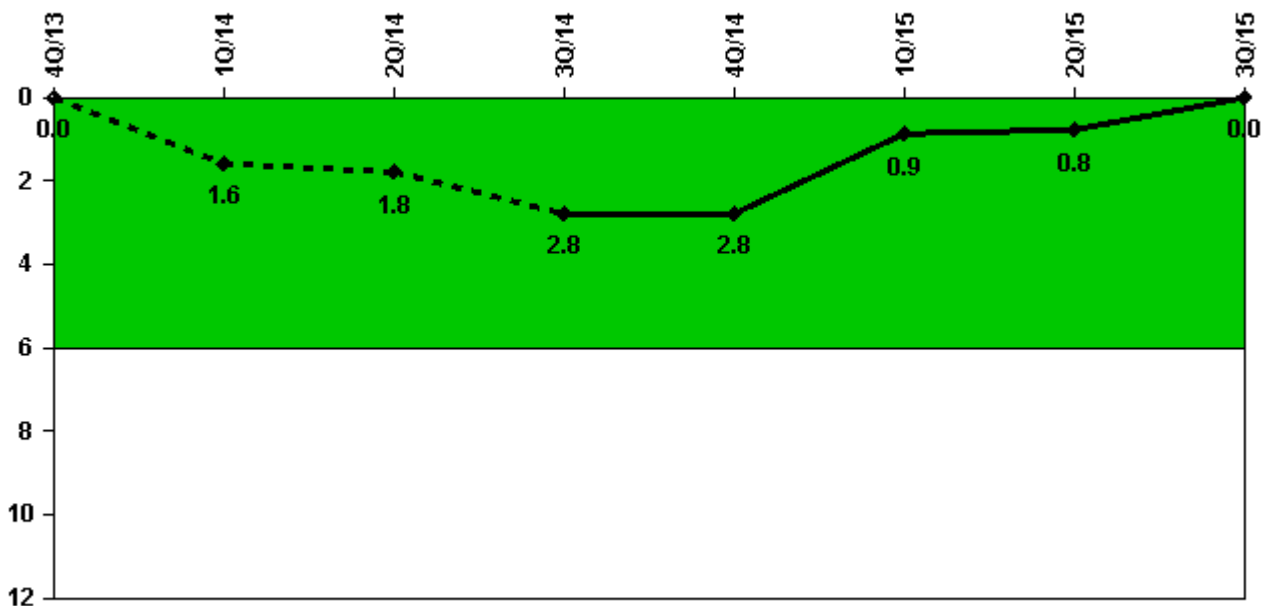
Thresholds: White > 3.0 Yellow > 6.0 Red > 25.0

Notes

Unplanned Scrams per 7000 Critical Hrs	4Q/13	1Q/14	2Q/14	3Q/14	4Q/14	1Q/15	2Q/15	3Q/15
Unplanned scrams	1.0	0	1.0	0	0	0	0	0
Critical hours	2170.4	2122.6	1138.4	2130.4	2209.0	2159.0	2184.0	2208.0
Indicator value	0.8	0.8	1.8	1.9	0.9	0.9	0	0

Licensee Comments: none

Unplanned Power Changes per 7000 Critical Hrs



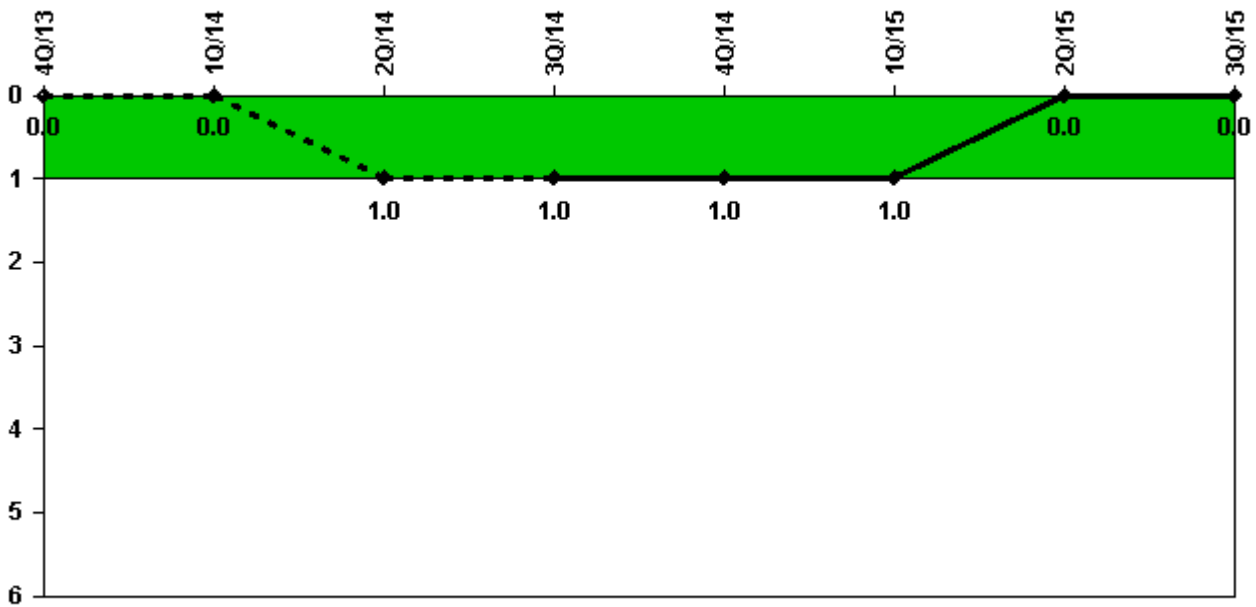
Thresholds: White > 6.0

Notes

Unplanned Power Changes per 7000 Critical Hrs	4Q/13	1Q/14	2Q/14	3Q/14	4Q/14	1Q/15	2Q/15	3Q/15
Unplanned power changes	0	2.0	0	1.0	0	0	0	0
Critical hours	2170.4	2122.6	1138.4	2130.4	2209.0	2159.0	2184.0	2208.0
Indicator value	0	1.6	1.8	2.8	2.8	0.9	0.8	0

Licensee Comments: none

Unplanned Scrams with Complications



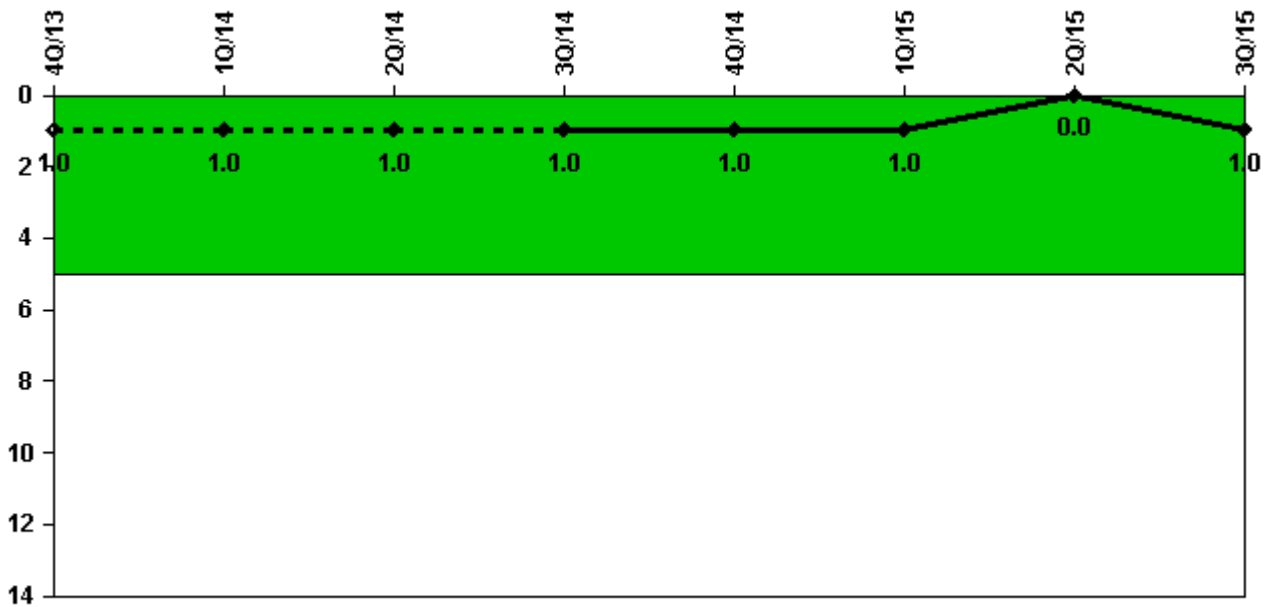
Thresholds: White > 1.0

Notes

Unplanned Scrams with Complications	4Q/13	1Q/14	2Q/14	3Q/14	4Q/14	1Q/15	2Q/15	3Q/15
Scrams with complications	0	0	1.0	0	0	0	0	0
Indicator value	0.0	0.0	1.0	1.0	1.0	1.0	0.0	0.0

Licensee Comments: none

Safety System Functional Failures (PWR)



Thresholds: White > 5.0

Notes

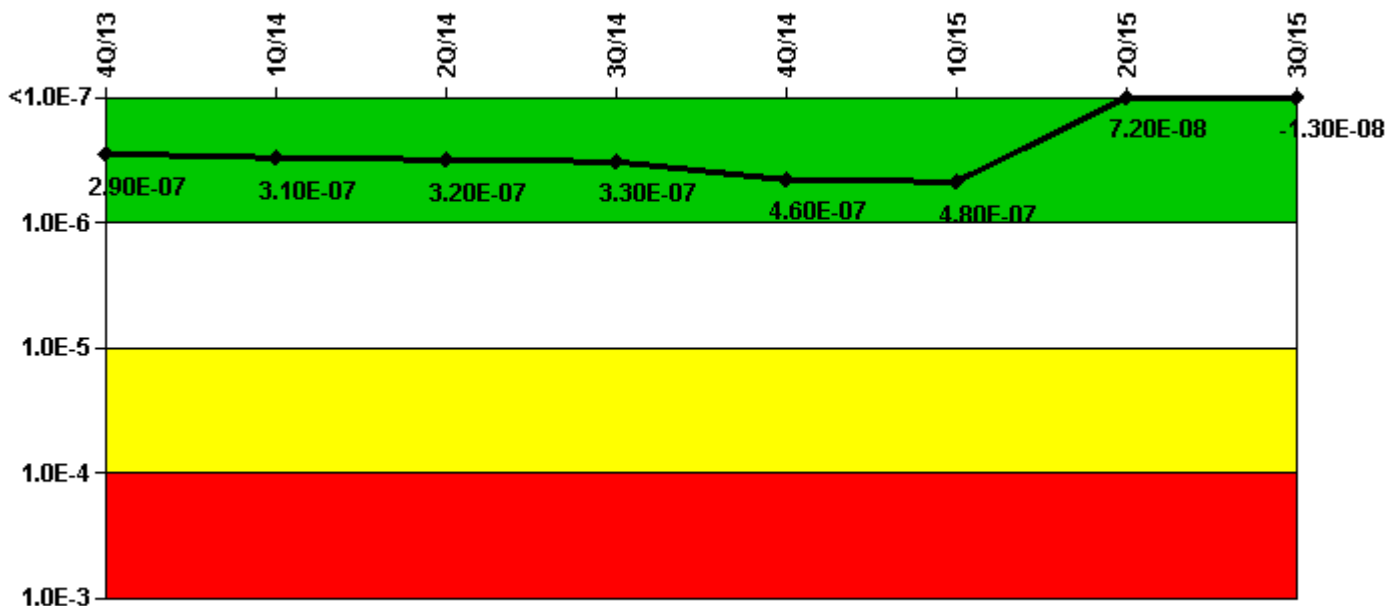
Safety System Functional Failures (PWR)	4Q/13	1Q/14	2Q/14	3Q/14	4Q/14	1Q/15	2Q/15	3Q/15
Safety System Functional Failures	0	0	1	0	0	0	0	1
Indicator value	1	1	1	1	1	1	0	1

Licensee Comments:

3Q/15: LER 2015-002-00, Degraded Emergency Core Cooling System Check Valve

2Q/14: LER 2014-003-00, Loss of Safety Function Due to Inoperable Enclosure Building

Mitigating Systems Performance Index, Emergency AC Power System



Thresholds: White > 1.00E-6 Yellow > 1.00E-5 Red > 1.00E-4

Notes

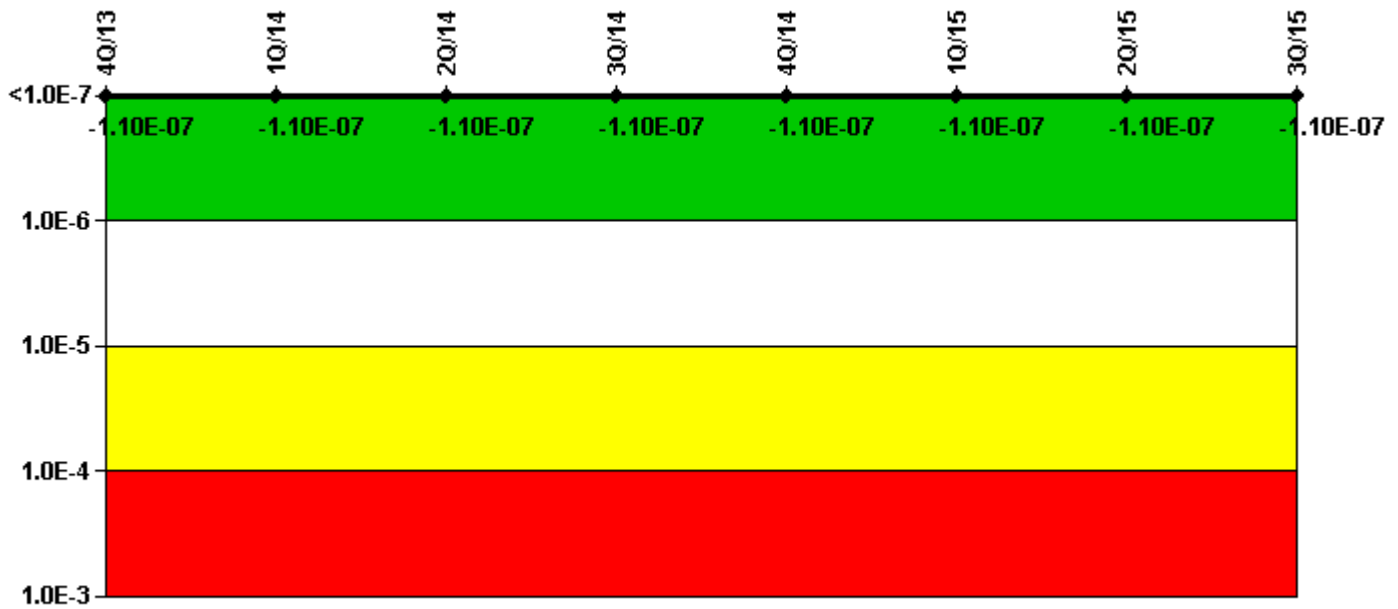
Mitigating Systems Performance Index, Emergency AC Power System	4Q/13	1Q/14	2Q/14	3Q/14	4Q/14	1Q/15	2Q/15	3Q/15
UAI (ΔCDF)	1.92E-08	3.19E-08	2.68E-08	2.49E-08	4.51E-08	4.84E-08	2.46E-08	1.14E-08
URI (ΔCDF)	2.68E-07	2.80E-07	2.90E-07	3.05E-07	4.18E-07	4.30E-07	4.72E-08	-2.49E-08
PLE	NO	NO	NO	NO	NO	NO	NO	NO
Indicator value	2.90E-07	3.10E-07	3.20E-07	3.30E-07	4.60E-07	4.80E-07	7.20E-08	-1.30E-08

Licensee Comments:

4Q/14: Changed PRA Parameter(s). Updated the 'B' baseline unavailability effective for the 4th quarter, to remove one overhaul due to only one overhaul being performed in the 3 year period. This is consistent with assumptions in the Basis Document.

3Q/14: Updated the 'B' baseline unavailability to remove one overhaul due to only one overhaul being performed in the 3 year period. This is consistent with assumptions in the Basis Document.

Mitigating Systems Performance Index, High Pressure Injection System



Thresholds: White > 1.00E-6 Yellow > 1.00E-5 Red > 1.00E-4

Notes

Mitigating Systems Performance Index, High Pressure Injection System	4Q/13	1Q/14	2Q/14	3Q/14	4Q/14	1Q/15	2Q/15	3Q/15
UAI (Δ CDF)	-6.30E-08	-6.40E-08	-6.40E-08	-6.40E-08	-6.40E-08	-6.40E-08	-6.40E-08	-6.40E-08
URI (Δ CDF)	-4.65E-08	-4.65E-08	-4.38E-08	-4.32E-08	-4.21E-08	-4.15E-08	-4.15E-08	-4.12E-08
PLE	NO	NO	NO	NO	NO	NO	NO	NO
Indicator value	-1.10E-07	-1.10E-07	-1.10E-07	-1.10E-07	-1.10E-07	-1.10E-07	-1.10E-07	-1.10E-07

Licensee Comments: none

Mitigating Systems Performance Index, Heat Removal System



Thresholds: White > 1.00E-6 Yellow > 1.00E-5 Red > 1.00E-4

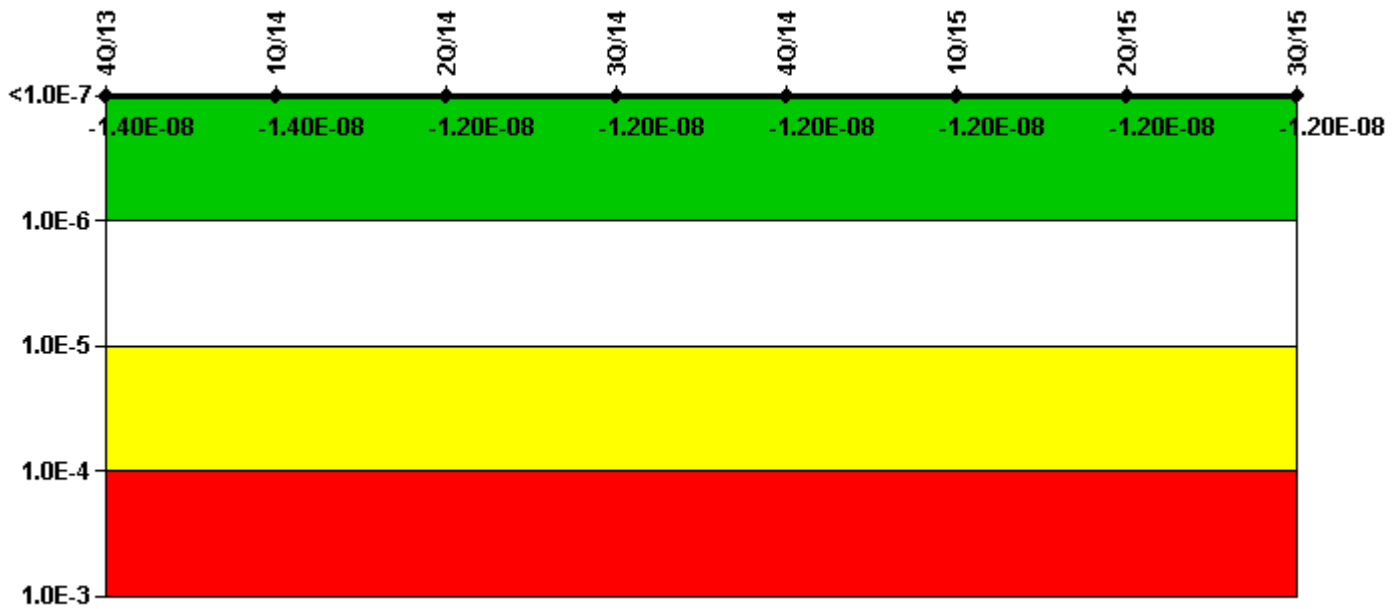
Notes

Mitigating Systems Performance Index, Heat Removal System	4Q/13	1Q/14	2Q/14	3Q/14	4Q/14	1Q/15	2Q/15	3Q/15
UAI (Δ CDF)	-9.84E-08	-9.82E-08	-6.75E-08	-5.67E-08	-5.65E-08	-8.57E-08	-8.56E-08	-8.61E-08
URI (Δ CDF)	-1.49E-07	-1.49E-07	-1.53E-07	-1.52E-07	-1.51E-07	-1.51E-07	-1.51E-07	-1.47E-07
PLE	NO	NO	NO	NO	NO	NO	NO	NO
Indicator value	-2.50E-07	-2.50E-07	-2.20E-07	-2.10E-07	-2.10E-07	-2.40E-07	-2.40E-07	-2.30E-07

Licensee Comments:

2Q/14: A condition report on the B motor driven Auxiliary Feedwater pump was written in April 2014. This condition report is under review. If this event is determined to be a failure the 2nd quarter values will be updated in the 3rd quarter.

Mitigating Systems Performance Index, Residual Heat Removal System




Thresholds: White > 1.00E-6 Yellow > 1.00E-5 Red > 1.00E-4

Notes

Mitigating Systems Performance Index, Residual Heat Removal System	4Q/13	1Q/14	2Q/14	3Q/14	4Q/14	1Q/15	2Q/15	3Q/15
UAI (Δ CDF)	-2.16E-10	-2.16E-10	-2.16E-10	-2.16E-10	-5.84E-11	-5.46E-11	2.05E-11	1.61E-11
URI (Δ CDF)	-1.40E-08	-1.38E-08	-1.23E-08	-1.23E-08	-1.20E-08	-1.18E-08	-1.18E-08	-1.20E-08
PLE	NO	NO	NO	NO	NO	NO	NO	NO
Indicator value	-1.40E-08	-1.40E-08	-1.20E-08	-1.20E-08	-1.20E-08	-1.20E-08	-1.20E-08	-1.20E-08

Licensee Comments: none

Mitigating Systems Performance Index, Cooling Water Systems



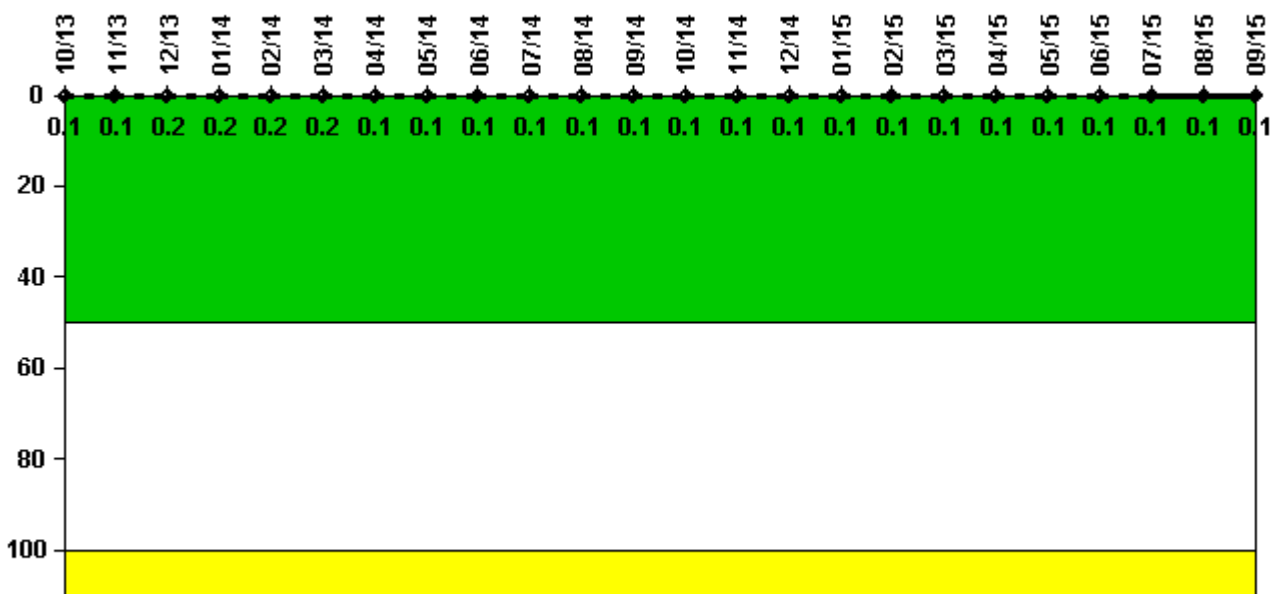
Thresholds: White > 1.00E-6 Yellow > 1.00E-5 Red > 1.00E-4

Notes

Mitigating Systems Performance Index, Cooling Water Systems	4Q/13	1Q/14	2Q/14	3Q/14	4Q/14	1Q/15	2Q/15	3Q/15
UAI (Δ CDF)	6.23E-09	6.24E-09	5.24E-09	-2.96E-09	-2.96E-09	-2.96E-09	-2.96E-09	-2.69E-09
URI (Δ CDF)	-1.54E-07	-1.54E-07	-1.55E-07	-1.55E-07	-1.55E-07	-1.55E-07	-1.55E-07	-1.55E-07
PLE	NO	NO	NO	NO	NO	NO	NO	NO
Indicator value	-1.50E-07	-1.50E-07	-1.50E-07	-1.60E-07	-1.60E-07	-1.60E-07	-1.60E-07	-1.60E-07

Licensee Comments: none

Reactor Coolant System Activity



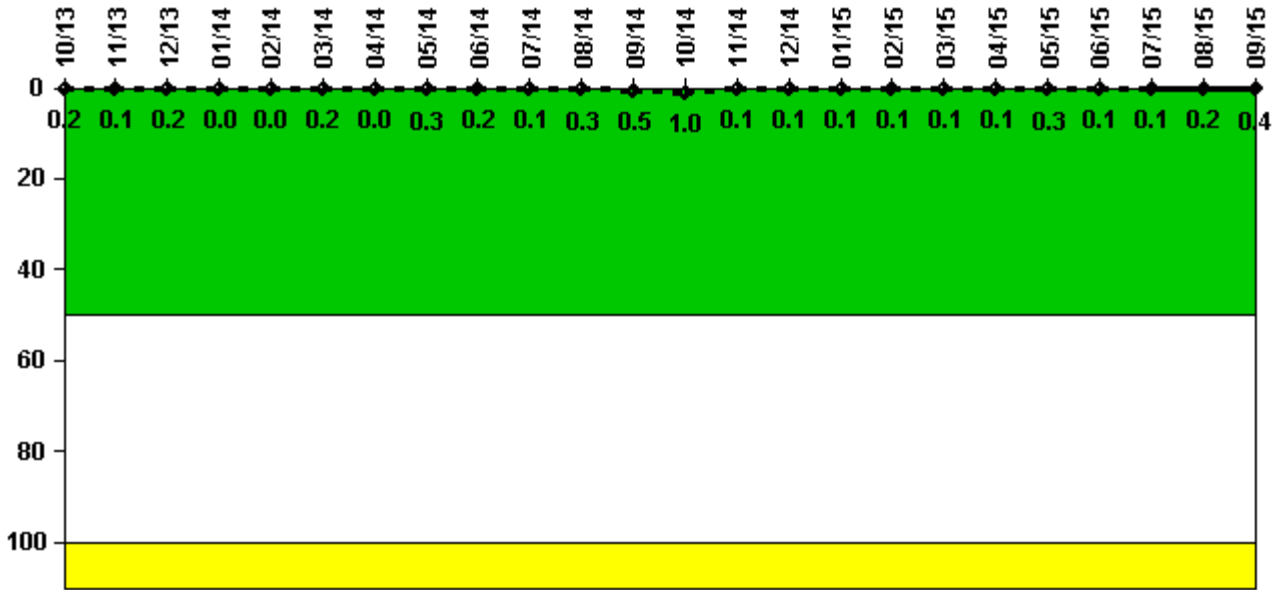
Thresholds: White > 50.0 Yellow > 100.0

Notes

Reactor Coolant System Activity	10/13	11/13	12/13	1/14	2/14	3/14	4/14	5/14	6/14	7/14	8/14	9/14
Maximum activity	0.001410	0.001450	0.001520	0.001540	0.001550	0.001960	0.001250	0.000713	0.000820	0.000873	0.000907	0.001020
Technical specification limit	1.0	1.0	1.0	1.0	1.0	1.0	1.0	1.0	1.0	1.0	1.0	1.0
Indicator value	0.1	0.1	0.2	0.2	0.2	0.2	0.1	0.1	0.1	0.1	0.1	0.1
Reactor Coolant System Activity	10/14	11/14	12/14	1/15	2/15	3/15	4/15	5/15	6/15	7/15	8/15	9/15
Maximum activity	0.000972	0.000973	0.000988	0.001100	0.001080	0.001090	0.001140	0.001210	0.001190	0.001270	0.001430	0.001390
Technical specification limit	1.0	1.0	1.0	1.0	1.0	1.0	1.0	1.0	1.0	1.0	1.0	1.0
Indicator value	0.1	0.1	0.1	0.1	0.1	0.1	0.1	0.1	0.1	0.1	0.1	0.1

Licensee Comments: none

Reactor Coolant System Leakage



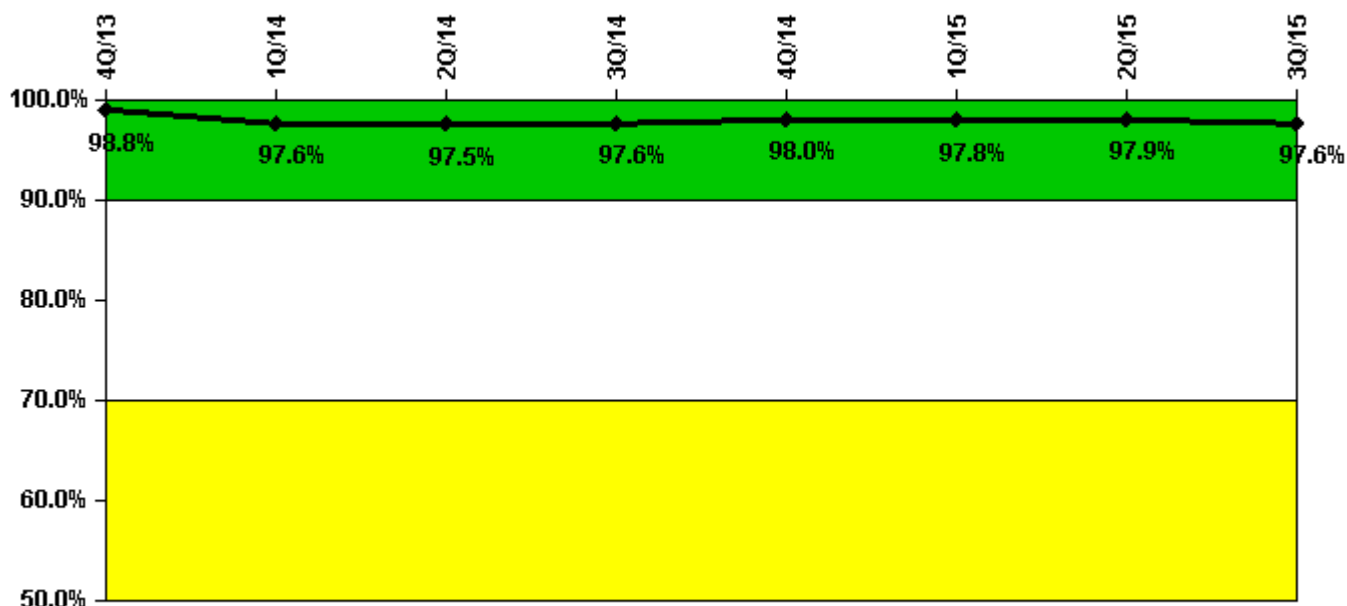
Thresholds: White > 50.0 Yellow > 100.0

Notes

Reactor Coolant System Leakage	10/13	11/13	12/13	1/14	2/14	3/14	4/14	5/14	6/14	7/14	8/14	9/14
Maximum leakage	0.023	0.008	0.017	0.004	0.004	0.017	0.004	0.031	0.015	0.013	0.032	0.048
Technical specification limit	10.0	10.0	10.0	10.0	10.0	10.0	10.0	10.0	10.0	10.0	10.0	10.0
Indicator value	0.2	0.1	0.2	0	0	0.2	0	0.3	0.2	0.1	0.3	0.5
Reactor Coolant System Leakage	10/14	11/14	12/14	1/15	2/15	3/15	4/15	5/15	6/15	7/15	8/15	9/15
Maximum leakage	0.096	0.005	0.008	0.011	0.005	0.012	0.009	0.033	0.005	0.008	0.021	0.038
Technical specification limit	10.0	10.0	10.0	10.0	10.0	10.0	10.0	10.0	10.0	10.0	10.0	10.0
Indicator value	1.0	0.1	0.1	0.1	0.1	0.1	0.1	0.3	0.1	0.1	0.2	0.4

Licensee Comments: none

Drill/Exercise Performance



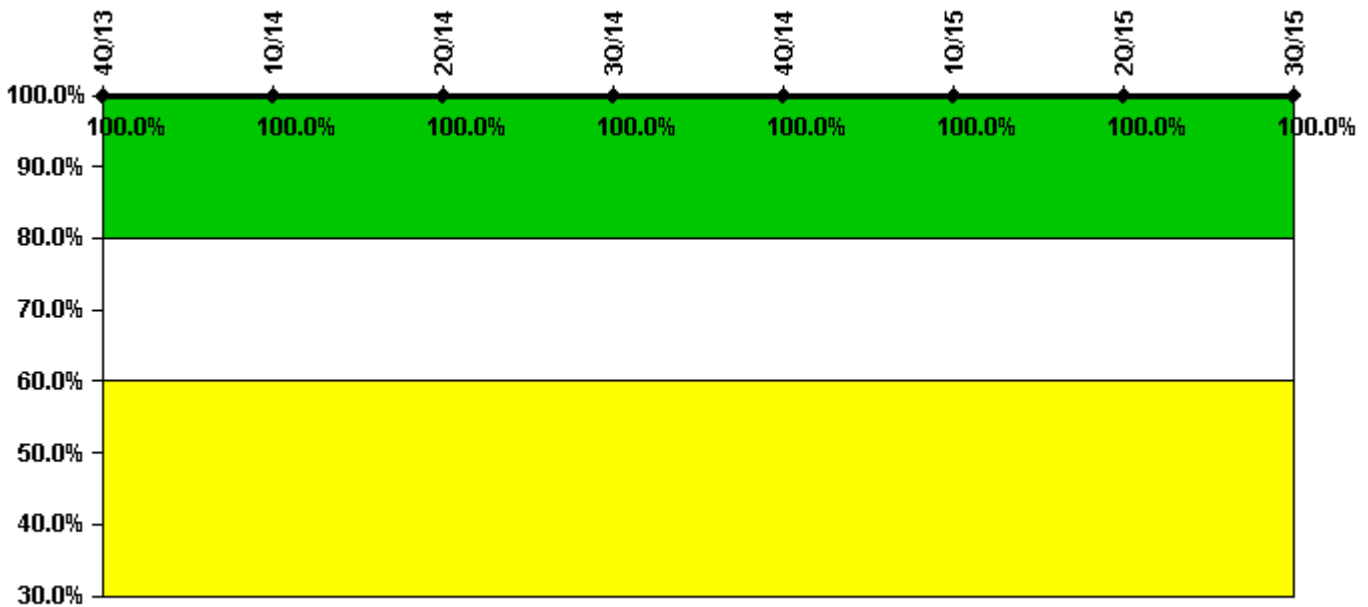
Thresholds: White < 90.0% Yellow < 70.0%

Notes

Drill/Exercise Performance	4Q/13	1Q/14	2Q/14	3Q/14	4Q/14	1Q/15	2Q/15	3Q/15
Successful opportunities	26.0	28.0	25.0	27.0	6.0	23.0	36.0	30.0
Total opportunities	26.0	31.0	25.0	27.0	6.0	23.0	36.0	32.0
Indicator value	98.8%	97.6%	97.5%	97.6%	98.0%	97.8%	97.9%	97.6%

Licensee Comments: none

ERO Drill Participation



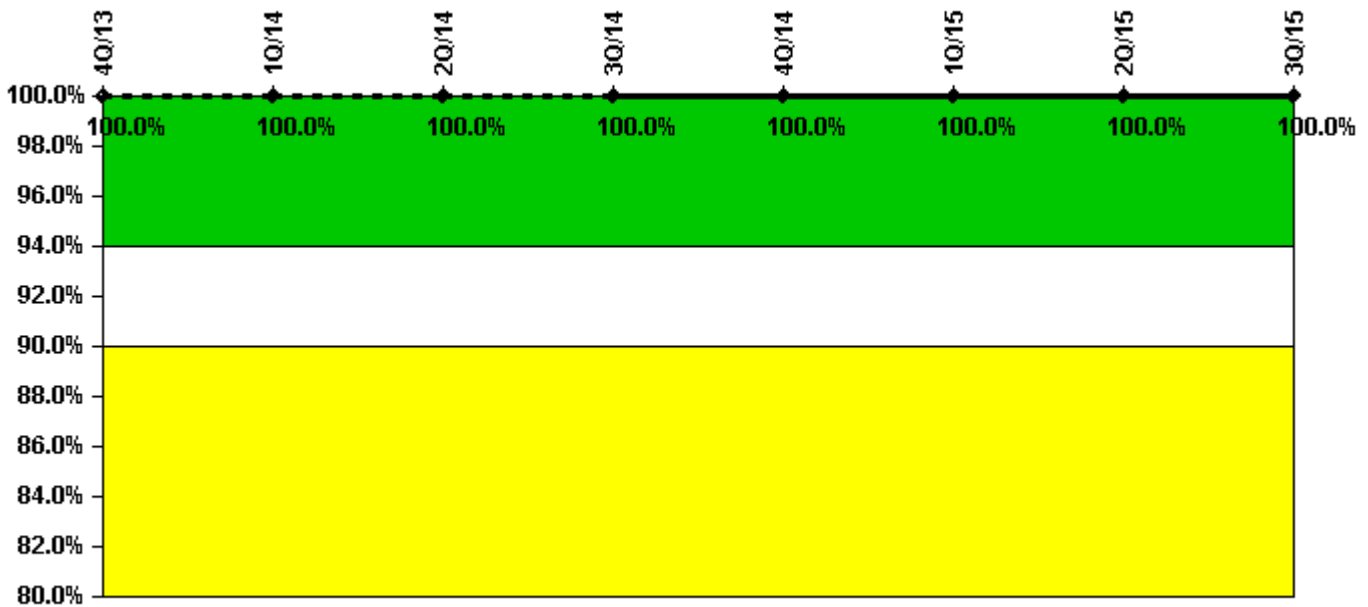
Thresholds: White < 80.0% Yellow < 60.0%

Notes

ERO Drill Participation	4Q/13	1Q/14	2Q/14	3Q/14	4Q/14	1Q/15	2Q/15	3Q/15
Participating Key personnel	132.0	132.0	130.0	128.0	126.0	127.0	123.0	120.0
Total Key personnel	132.0	132.0	130.0	128.0	126.0	127.0	123.0	120.0
Indicator value	100.0%	100.0%	100.0%	100.0%	100.0%	100.0%	100.0%	100.0%

Licensee Comments: none

Alert & Notification System



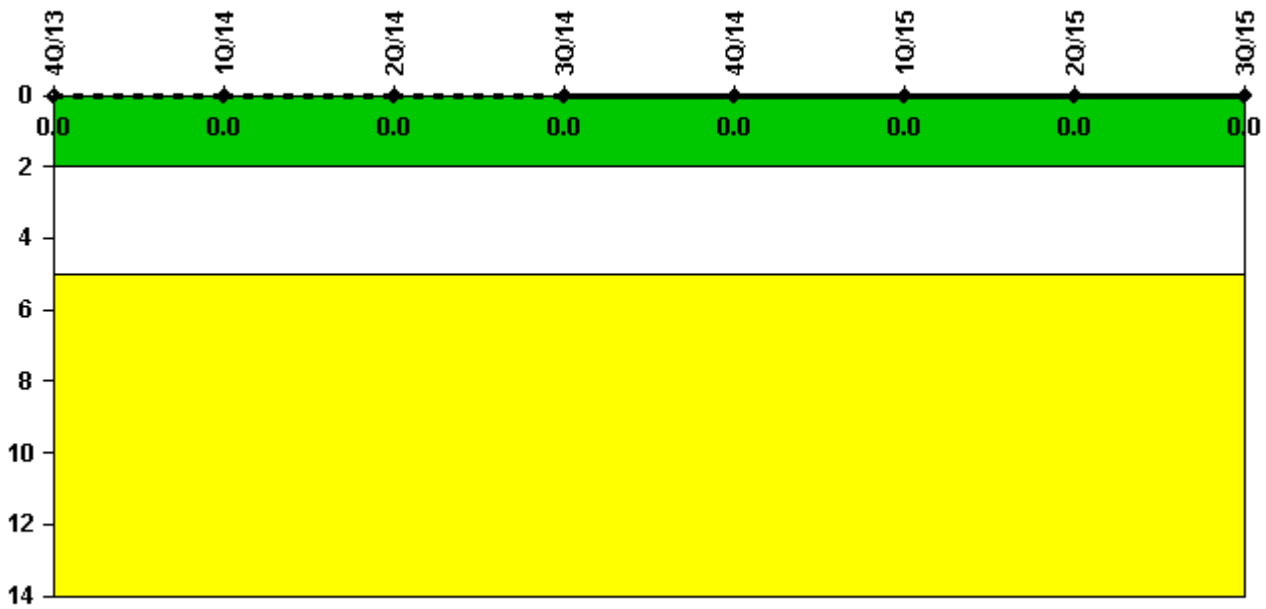
Thresholds: White < 94.0% Yellow < 90.0%

Notes

Alert & Notification System	4Q/13	1Q/14	2Q/14	3Q/14	4Q/14	1Q/15	2Q/15	3Q/15
Successful siren-tests	553	474	553	474	553	474	553	528
Total sirens-tests	553	474	553	474	553	474	553	528
Indicator value	100.0%	100.0%	100.0%	100.0%	100.0%	100.0%	100.0%	100.0%

Licensee Comments: none

Occupational Exposure Control Effectiveness



Thresholds: White > 2.0 Yellow > 5.0

Notes

Occupational Exposure Control Effectiveness	4Q/13	1Q/14	2Q/14	3Q/14	4Q/14	1Q/15	2Q/15	3Q/15
High radiation area occurrences	0	0	0	0	0	0	0	0
Very high radiation area occurrences	0	0	0	0	0	0	0	0
Unintended exposure occurrences	0	0	0	0	0	0	0	0
Indicator value	0	0	0	0	0	0	0	0

Licensee Comments: none

RETS/ODCM Radiological Effluent



Thresholds: White > 1.0 Yellow > 3.0

Notes

RETS/ODCM Radiological Effluent	4Q/13	1Q/14	2Q/14	3Q/14	4Q/14	1Q/15	2Q/15	3Q/15
RETS/ODCM occurrences	0	0	0	0	0	0	0	0
Indicator value	0	0	0	0	0	0	0	0

Licensee Comments: none

Although the Security Cornerstone is included in the Reactor Oversight Process assessment program, the Commission has decided that specific information related to findings and performance indicators pertaining to the Security Cornerstone will not be publicly available to ensure that security information is not provided to a possible adversary. Other than the fact that a finding or performance indicator is Green or Greater-Than-Green, security related information will not be displayed on the public web page.

 [Action Matrix Summary](#) | [Inspection Findings Summary](#) | [PI Summary](#) | [Reactor Oversight Process](#)

Last Modified: December 15, 2015