

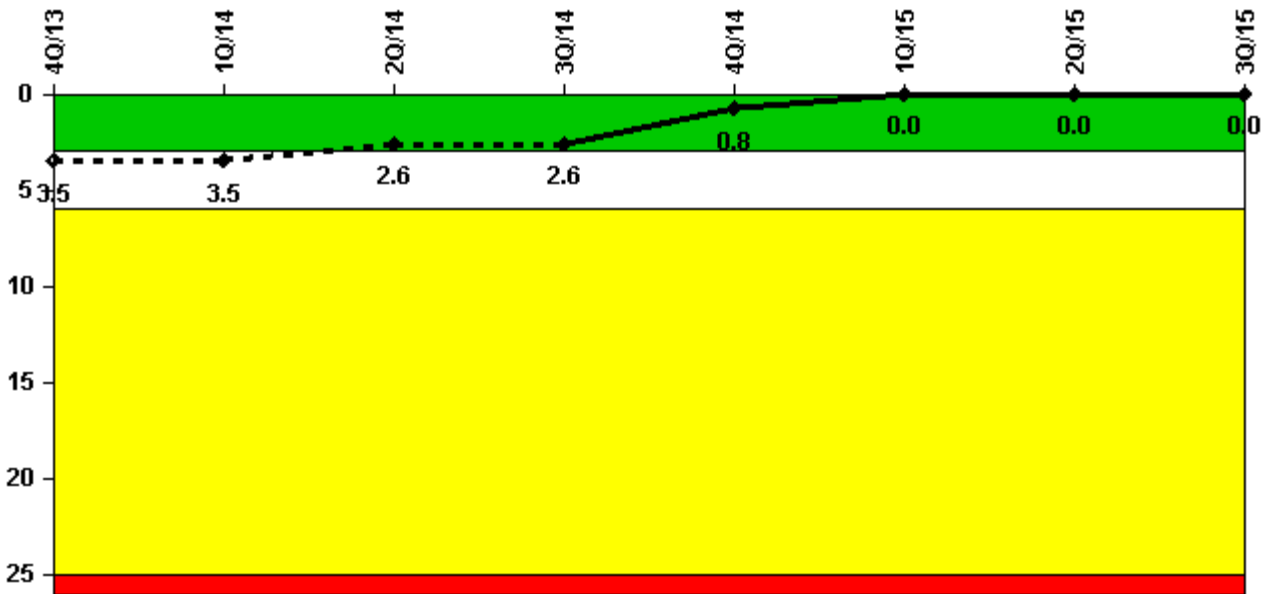
Clinton

3Q/2015 Performance Indicators

The solid trend line represents the current reporting period.

Licensee's General Comments: none

Unplanned Scrams per 7000 Critical Hrs



Thresholds: White > 3.0 Yellow > 6.0 Red > 25.0

Notes

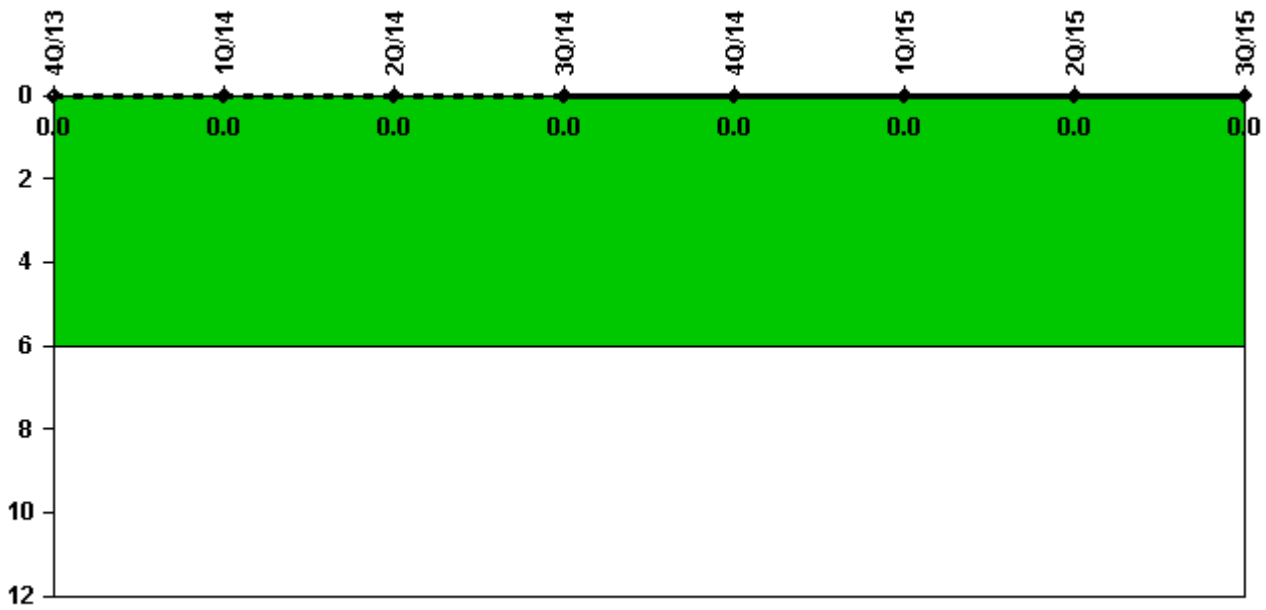
Unplanned Scrams per 7000 Critical Hrs	4Q/13	1Q/14	2Q/14	3Q/14	4Q/14	1Q/15	2Q/15	3Q/15
Unplanned scrams	2.0	1.0	0	0	0	0	0	0
Critical hours	1565.5	2055.6	2184.0	2208.0	2209.0	2094.5	1729.2	2208.0
Indicator value	3.5	3.5	2.6	2.6	0.8	0	0	0

Licensee Comments:

1Q/14: The Station experienced 1 unplanned scram in March 2014, 2 unplanned scrams in December 2013 and 1 unplanned scram in April 2013 resulting in this indicator continuing to be rated white.

4Q/13: Station experienced 2 unplanned scrams in December 2013. These combined with unplanned scrams in March and April 2013 results in this indicator being rated white.

Unplanned Power Changes per 7000 Critical Hrs



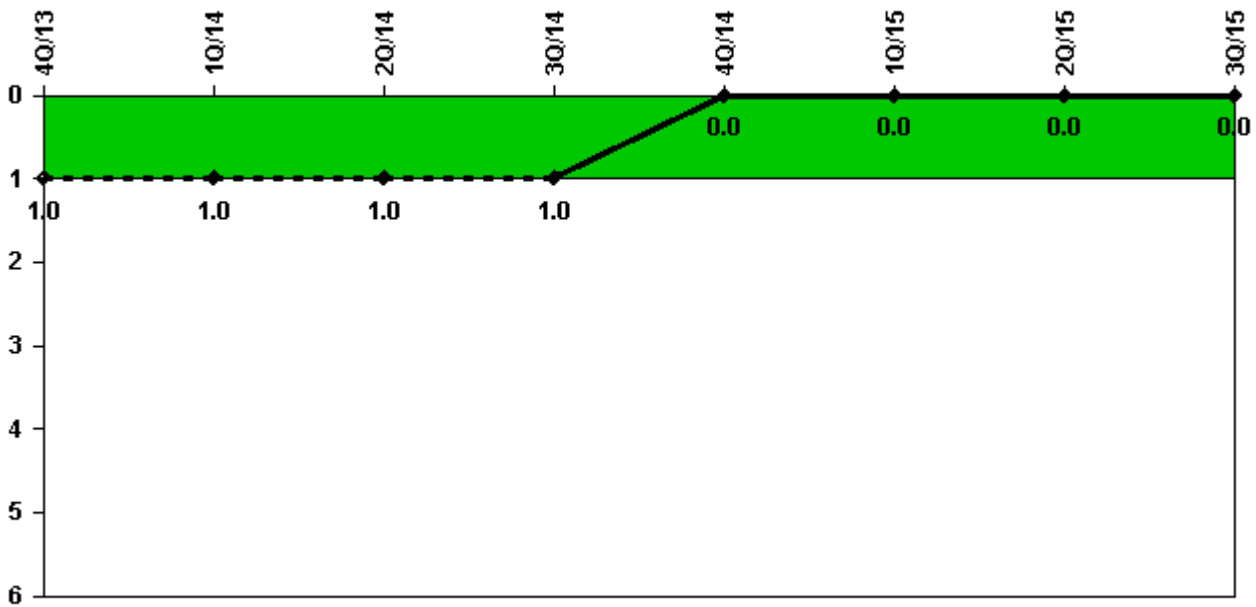
Thresholds: White > 6.0

Notes

Unplanned Power Changes per 7000 Critical Hrs	4Q/13	1Q/14	2Q/14	3Q/14	4Q/14	1Q/15	2Q/15	3Q/15
Unplanned power changes	0	0	0	0	0	0	0	0
Critical hours	1565.5	2055.6	2184.0	2208.0	2209.0	2094.5	1729.2	2208.0
Indicator value	0	0	0	0	0	0	0	0

Licensee Comments: none

Unplanned Scrams with Complications



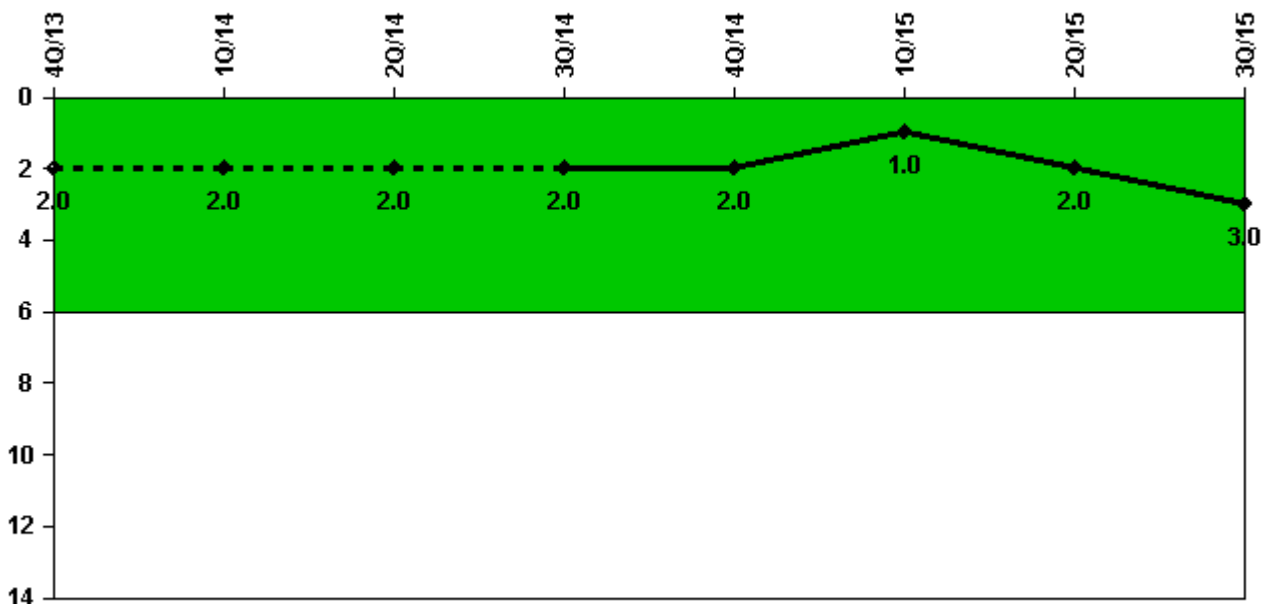
Thresholds: White > 1.0

Notes

Unplanned Scrams with Complications	4Q/13	1Q/14	2Q/14	3Q/14	4Q/14	1Q/15	2Q/15	3Q/15
Scrams with complications	1.0	0	0	0	0	0	0	0
Indicator value	1.0	1.0	1.0	1.0	0.0	0.0	0.0	0.0

Licensee Comments: none

Safety System Functional Failures (BWR)



Thresholds: White > 6.0

Notes

Safety System Functional Failures (BWR)	4Q/13	1Q/14	2Q/14	3Q/14	4Q/14	1Q/15	2Q/15	3Q/15
Safety System Functional Failures	1	1	0	0	1	0	1	1
Indicator value	2	2	2	2	2	1	2	3

Licensee Comments:

3Q/15: Safety System Functional Failure reported to NRC under LER 2015-004-00 issued 08/24/2015 for trip of Emergency Reserve Auxiliary Transformer Static VAR Compensator following lightning strike on 138 kV offsite source causes positive Secondary Containment pressure becoming incapable of performing its safety function.

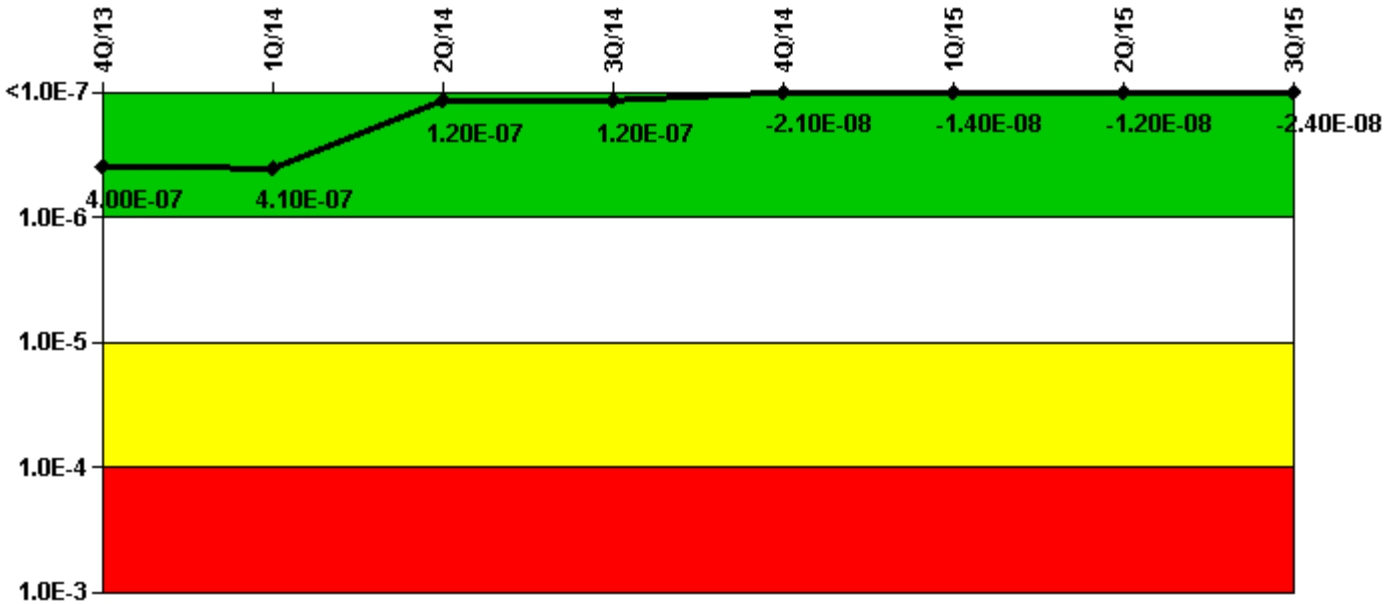
2Q/15: Safety System Functional Failure reported to NRC under LER 2015-001-00 issued 04/07/2015 for Division 1 and Division 2 Reactor Water Cleanup System High Differential Flow Instruments becoming incapable of performing their safety function.

4Q/14: Safety System Functional Failure reported to NRC under LER 2014-005-00 issued 11/13/14 for Failure of Shutdown Service Water Pump Results in Loss of Division 3 Emergency Diesel Generator and High Pressure Core Spray Safety Functions

1Q/14: Safety System Functional Failure reported to NRC under LER 2013-008-00 issued 2/3/14 for Failure of Division 1 Transformer Leads to Isolation of Instrument Air Supply to Containment, Lowering Scram Pilot Air Header Pressure, and Manual Reactor Scram.

4Q/13: Safety System Functional Failure reported to NRC under LER 2013-004-00, issued 10/11/13.

Mitigating Systems Performance Index, Emergency AC Power System



Thresholds: White > 1.00E-6 Yellow > 1.00E-5 Red > 1.00E-4


Notes

Mitigating Systems Performance Index, Emergency AC Power System	4Q/13	1Q/14	2Q/14	3Q/14	4Q/14	1Q/15	2Q/15	3Q/15
UAI (ΔCDF)	-1.11E-08	-1.10E-08	-9.72E-09	-7.20E-09	-8.80E-09	-1.75E-09	9.30E-11	-1.22E-08
URI (ΔCDF)	4.15E-07	4.19E-07	1.28E-07	1.31E-07	-1.21E-08	-1.21E-08	-1.21E-08	-1.21E-08
PLE	NO	NO	NO	NO	NO	NO	NO	NO
Indicator value	4.00E-07	4.10E-07	1.20E-07	1.20E-07	-2.10E-08	-1.40E-08	-1.20E-08	-2.40E-08

Licensee Comments:

2Q/14: Clinton implemented revised PRA model CL14A in the second quarter 2014. PRA values changed accordingly.

Mitigating Systems Performance Index, High Pressure Injection System



Thresholds: White > 1.00E-6 Yellow > 1.00E-5 Red > 1.00E-4


Notes

Mitigating Systems Performance Index, High Pressure Injection System	4Q/13	1Q/14	2Q/14	3Q/14	4Q/14	1Q/15	2Q/15	3Q/15
UAI (Δ CDF)	-3.88E-08	-3.78E-08	-2.17E-08	1.39E-08	1.32E-08	1.33E-08	1.40E-08	1.40E-08
URI (Δ CDF)	-1.20E-07	-1.18E-07	-8.17E-08	8.79E-09	1.09E-08	1.09E-08	1.09E-08	1.09E-08
PLE	NO	NO	NO	NO	NO	NO	NO	NO
Indicator value	-1.60E-07	-1.60E-07	-1.00E-07	2.30E-08	2.40E-08	2.40E-08	2.50E-08	2.50E-08

Licensee Comments:

2Q/14: Clinton implemented revised PRA model CL14A in the second quarter 2014. PRA values changed accordingly.

Mitigating Systems Performance Index, Heat Removal System



Thresholds: White > 1.00E-6 Yellow > 1.00E-5 Red > 1.00E-4


Notes

Mitigating Systems Performance Index, Heat Removal System	4Q/13	1Q/14	2Q/14	3Q/14	4Q/14	1Q/15	2Q/15	3Q/15
UAI (Δ CDF)	-2.54E-08	-2.54E-08	-9.56E-09	-9.56E-09	-9.59E-09	-9.59E-09	-9.55E-09	-9.55E-09
URI (Δ CDF)	-6.74E-08	-6.74E-08	-2.82E-08	-2.82E-08	-2.82E-08	-2.82E-08	-2.82E-08	-2.82E-08
PLE	NO	NO	NO	NO	NO	NO	NO	NO
Indicator value	-9.30E-08	-9.30E-08	-3.80E-08	-3.80E-08	-3.80E-08	-3.80E-08	-3.80E-08	-3.80E-08

Licensee Comments:

2Q/14: Clinton implemented revised PRA model CL14A in the second quarter 2014. PRA values changed accordingly.

Mitigating Systems Performance Index, Residual Heat Removal System



Thresholds: White > 1.00E-6 Yellow > 1.00E-5 Red > 1.00E-4


Notes

Mitigating Systems Performance Index, Residual Heat Removal System	4Q/13	1Q/14	2Q/14	3Q/14	4Q/14	1Q/15	2Q/15	3Q/15
UAI (Δ CDF)	-1.68E-08	-1.68E-08	-1.58E-08	-5.84E-09	-6.06E-09	-6.02E-09	-5.81E-09	-5.81E-09
URI (Δ CDF)	-4.04E-08	-4.04E-08	-3.93E-08	-3.93E-08	-3.93E-08	-3.93E-08	-3.93E-08	-3.93E-08
PLE	NO	NO	NO	NO	NO	NO	NO	NO
Indicator value	-5.70E-08	-5.70E-08	-5.50E-08	-4.50E-08	-4.50E-08	-4.50E-08	-4.50E-08	-4.50E-08

Licensee Comments:

2Q/14: Clinton implemented revised PRA model CL14A in the second quarter 2014. PRA values changed accordingly.

Mitigating Systems Performance Index, Cooling Water Systems



Thresholds: White > 1.00E-6 Yellow > 1.00E-5 Red > 1.00E-4

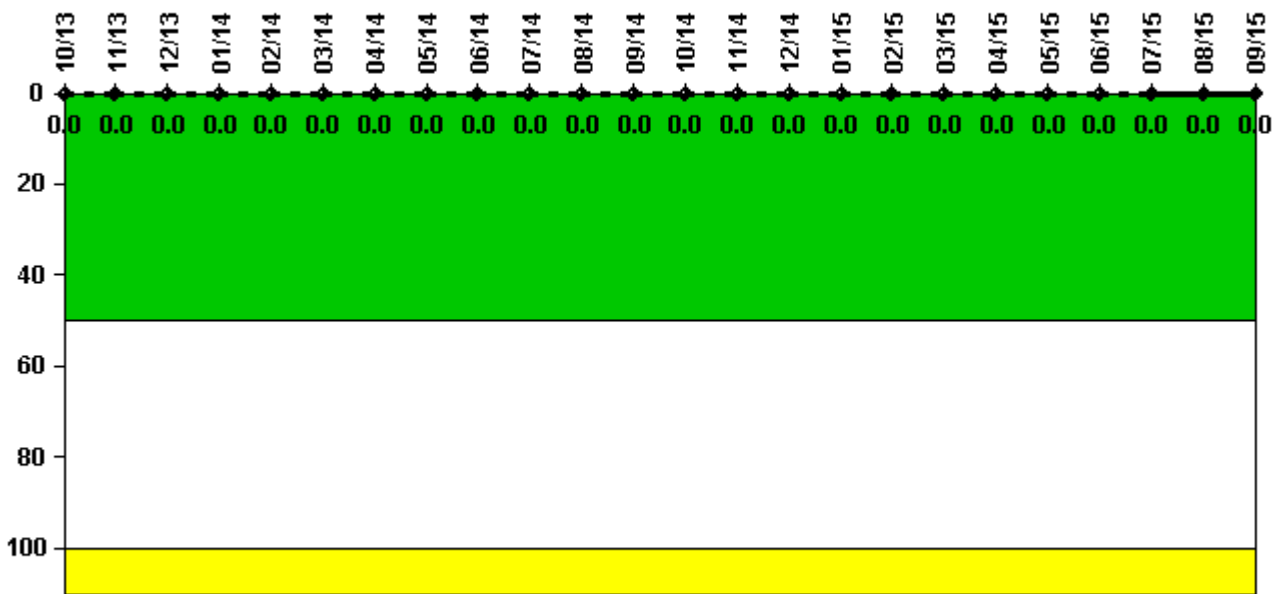
Notes

Mitigating Systems Performance Index, Cooling Water Systems	4Q/13	1Q/14	2Q/14	3Q/14	4Q/14	1Q/15	2Q/15	3Q/15
UAI (Δ CDF)	0.00E+00	0.00E+00	0.00E+00	0.00E+00	0.00E+00	0.00E+00	0.00E+00	0.00E+00
URI (Δ CDF)	-2.99E-08	-2.99E-08	-1.78E-08	-1.78E-08	-1.78E-08	-1.78E-08	-1.78E-08	-1.78E-08
PLE	NO	NO	NO	NO	NO	NO	NO	NO
Indicator value	-3.00E-08	-3.00E-08	-1.80E-08	-1.80E-08	-1.80E-08	-1.80E-08	-1.80E-08	-1.80E-08

Licensee Comments:

2Q/14: Clinton implemented revised PRA model CL14A in the second quarter 2014. PRA values changed accordingly.

Reactor Coolant System Activity



Thresholds: White > 50.0 Yellow > 100.0

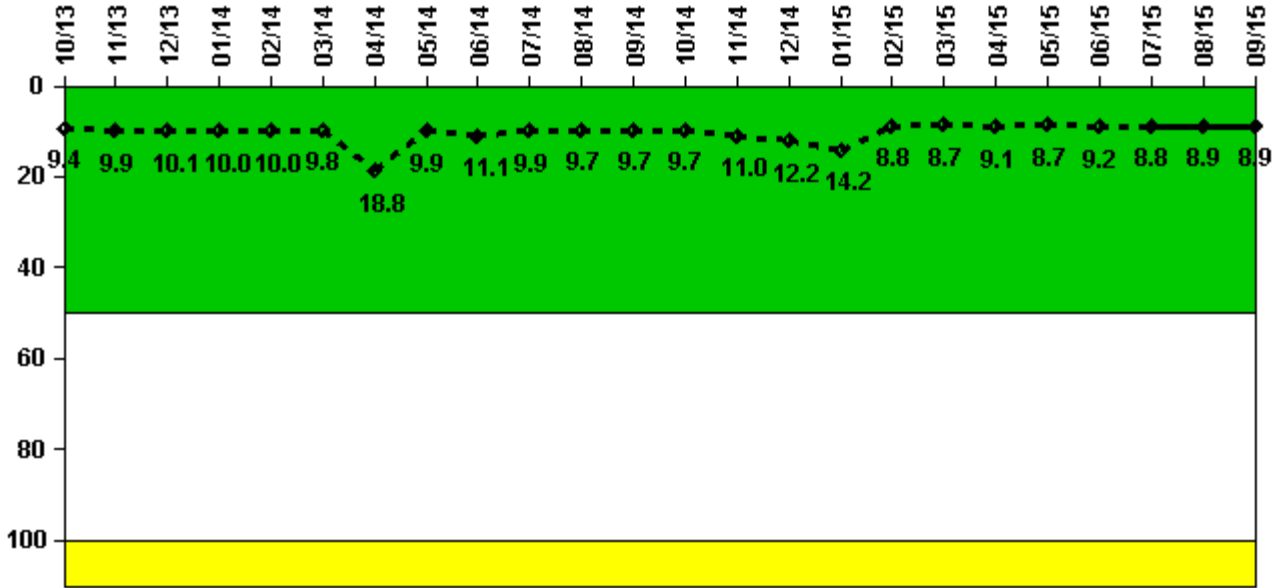
Notes

Reactor Coolant System Activity	10/13	11/13	12/13	1/14	2/14	3/14	4/14	5/14	6/14	7/14	8/14	9/14
Maximum activity	0.000001	0.000001	0.000001	0.000001	0.000001	0.000001	0.000001	0.000001	0.000001	0.000001	0.000001	0.000001
Technical specification limit	0.2	0.2	0.2	0.2	0.2	0.2	0.2	0.2	0.2	0.2	0.2	0.2
Indicator value	0	0	0	0	0	0	0	0	0	0	0	0

Reactor Coolant System Activity	10/14	11/14	12/14	1/15	2/15	3/15	4/15	5/15	6/15	7/15	8/15	9/15
Maximum activity	0.000001	0.000001	0.000001	0.000005	0.000001	0.000002	0.000001	0.000002	0.000001	0.000001	0.000002	0.000001
Technical specification limit	0.2	0.2	0.2	0.2	0.2	0.2	0.2	0.2	0.2	0.2	0.2	0.2
Indicator value	0	0	0	0	0	0	0	0	0	0	0	0

Licensee Comments: none

Reactor Coolant System Leakage



Thresholds: White > 50.0 Yellow > 100.0

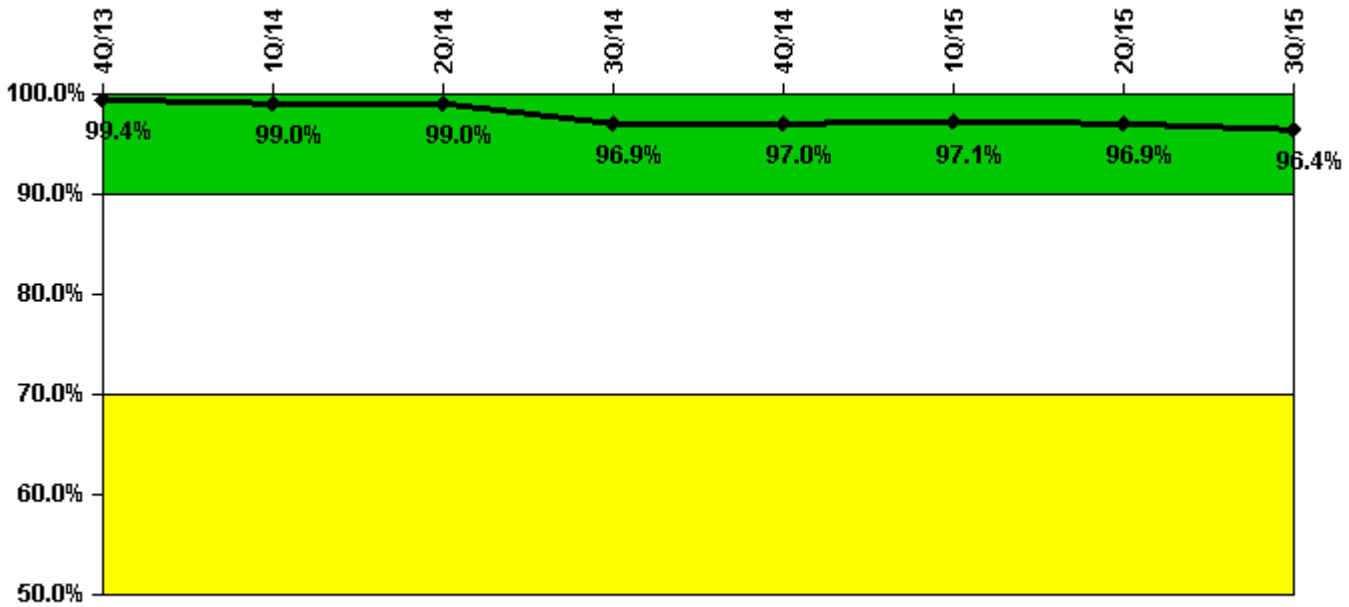
Notes

Reactor Coolant System Leakage	10/13	11/13	12/13	1/14	2/14	3/14	4/14	5/14	6/14	7/14	8/14	9/14
Maximum leakage	2.830	2.960	3.040	3.000	3.010	2.950	5.640	2.980	3.330	2.960	2.900	2.900
Technical specification limit	30.0	30.0	30.0	30.0	30.0	30.0	30.0	30.0	30.0	30.0	30.0	30.0
Indicator value	9.4	9.9	10.1	10.0	10.0	9.8	18.8	9.9	11.1	9.9	9.7	9.7

Reactor Coolant System Leakage	10/14	11/14	12/14	1/15	2/15	3/15	4/15	5/15	6/15	7/15	8/15	9/15
Maximum leakage	2.900	3.290	3.660	4.250	2.630	2.600	2.740	2.610	2.760	2.640	2.680	2.670
Technical specification limit	30.0	30.0	30.0	30.0	30.0	30.0	30.0	30.0	30.0	30.0	30.0	30.0
Indicator value	9.7	11.0	12.2	14.2	8.8	8.7	9.1	8.7	9.2	8.8	8.9	8.9

Licensee Comments: none

Drill/Exercise Performance



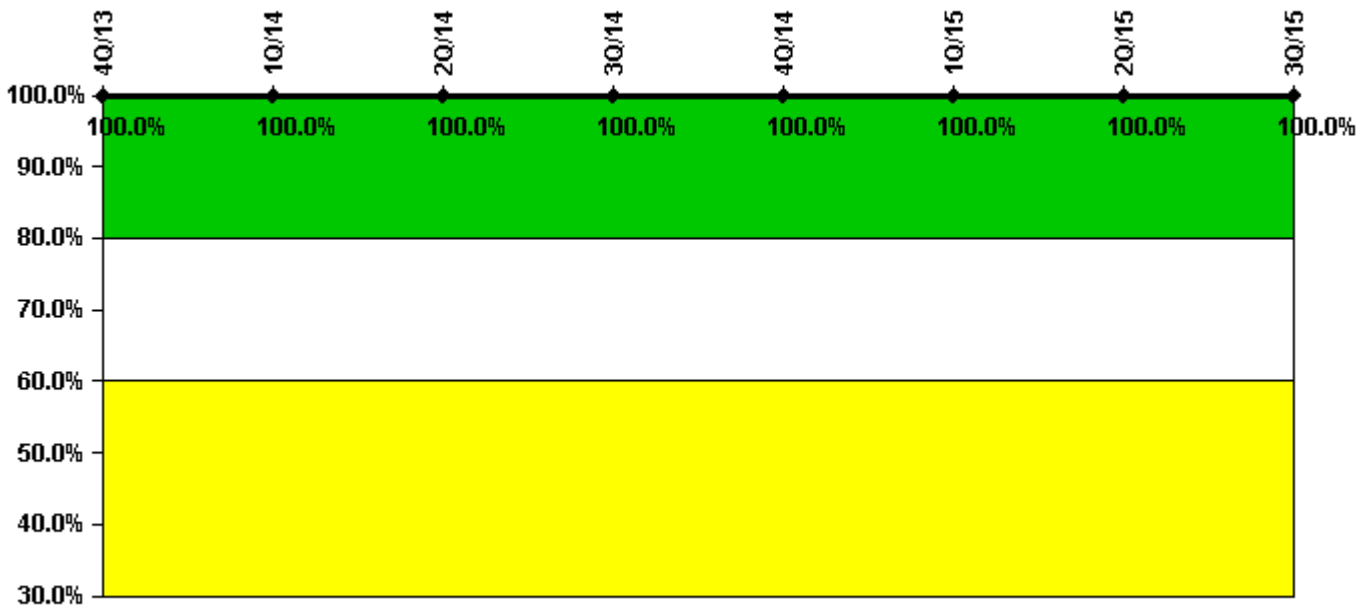
Thresholds: White < 90.0% Yellow < 70.0%

Notes

Drill/Exercise Performance	4Q/13	1Q/14	2Q/14	3Q/14	4Q/14	1Q/15	2Q/15	3Q/15
Successful opportunities	20.0	22.0	27.0	24.0	23.0	37.0	34.0	29.0
Total opportunities	20.0	23.0	27.0	29.0	23.0	37.0	35.0	30.0
Indicator value	99.4%	99.0%	99.0%	96.9%	97.0%	97.1%	96.9%	96.4%

Licensee Comments: none

ERO Drill Participation



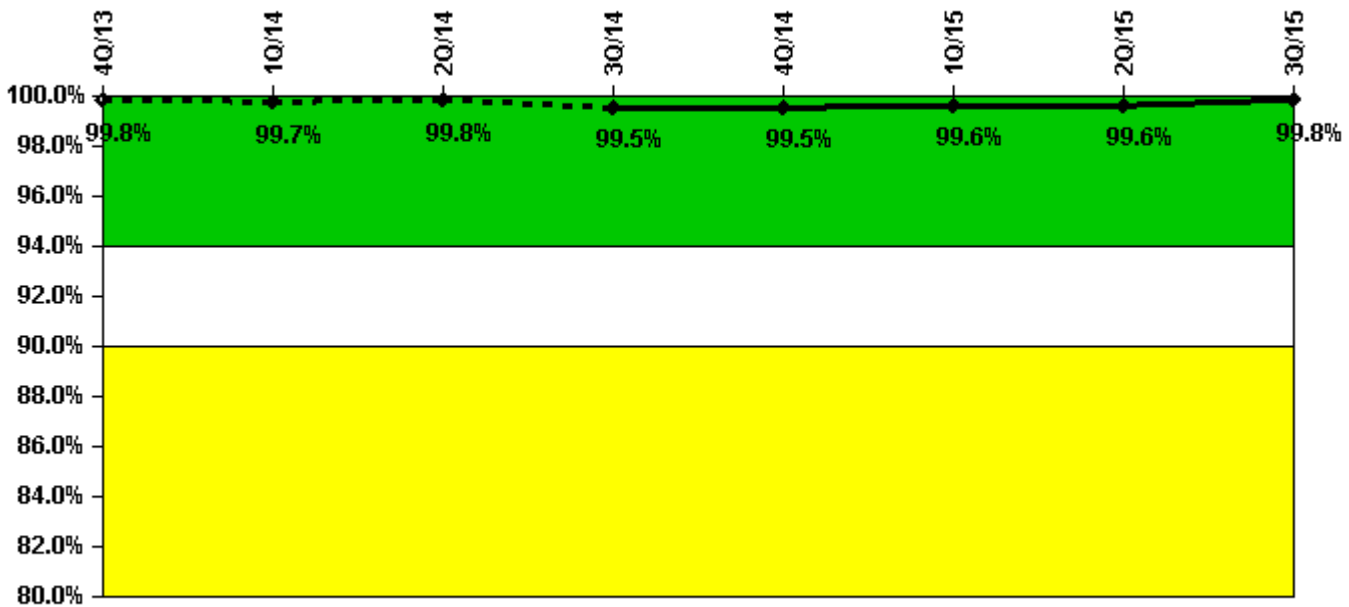
Thresholds: White < 80.0% Yellow < 60.0%

Notes

ERO Drill Participation	4Q/13	1Q/14	2Q/14	3Q/14	4Q/14	1Q/15	2Q/15	3Q/15
Participating Key personnel	64.0	64.0	66.0	63.0	63.0	62.0	66.0	67.0
Total Key personnel	64.0	64.0	66.0	63.0	63.0	62.0	66.0	67.0
Indicator value	100.0%	100.0%	100.0%	100.0%	100.0%	100.0%	100.0%	100.0%

Licensee Comments: none

Alert & Notification System



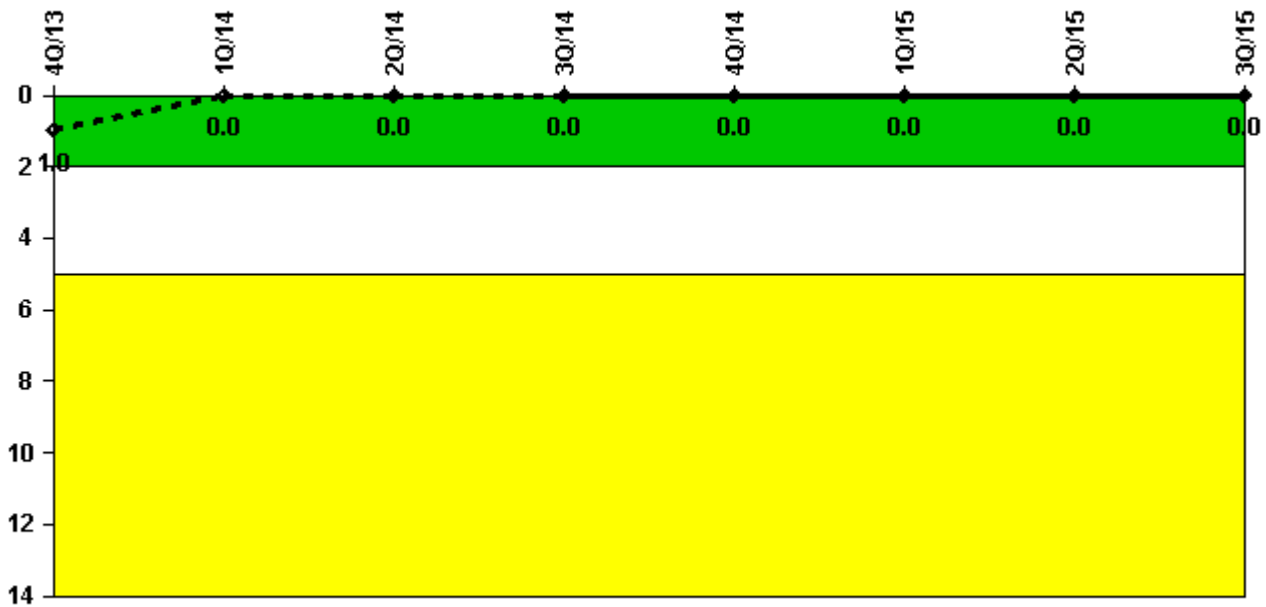
Thresholds: White < 94.0% Yellow < 90.0%

Notes

Alert & Notification System	4Q/13	1Q/14	2Q/14	3Q/14	4Q/14	1Q/15	2Q/15	3Q/15
Successful siren-tests	2557	2512	2554	2527	2556	2518	2556	2594
Total sirens-tests	2560	2520	2559	2560	2560	2520	2560	2600
Indicator value	99.8%	99.7%	99.8%	99.5%	99.5%	99.6%	99.6%	99.8%

Licensee Comments: none

Occupational Exposure Control Effectiveness



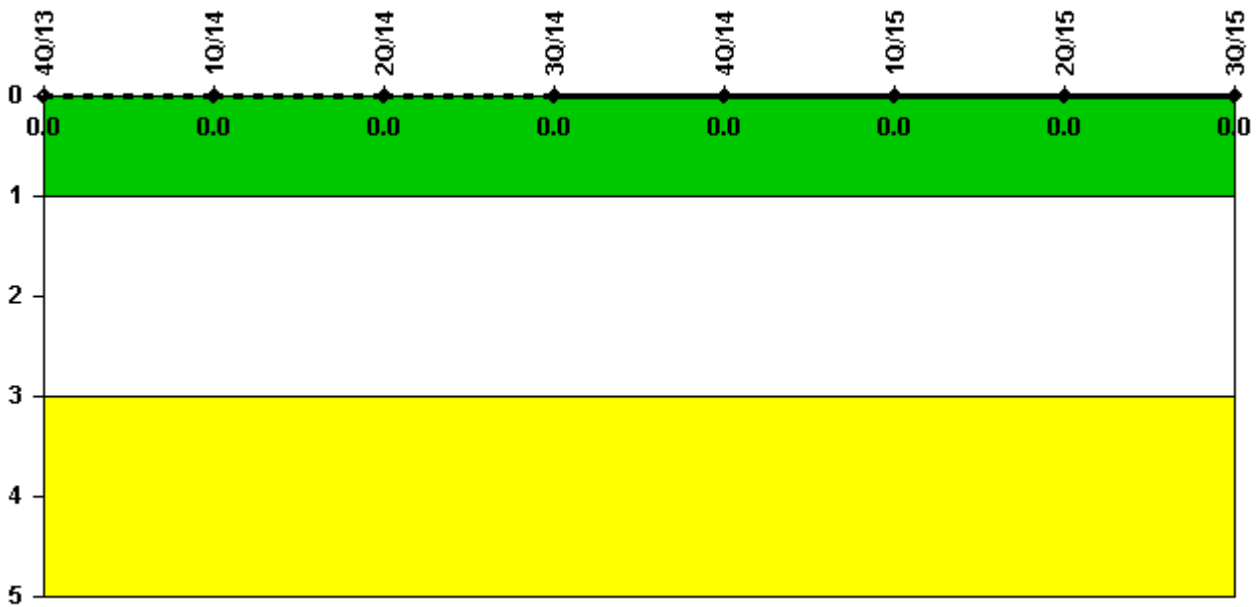
Thresholds: White > 2.0 Yellow > 5.0

Notes

Occupational Exposure Control Effectiveness	4Q/13	1Q/14	2Q/14	3Q/14	4Q/14	1Q/15	2Q/15	3Q/15
High radiation area occurrences	0	0	0	0	0	0	0	0
Very high radiation area occurrences	0	0	0	0	0	0	0	0
Unintended exposure occurrences	0	0	0	0	0	0	0	0
Indicator value	1	0	0	0	0	0	0	0

Licensee Comments: none

RETS/ODCM Radiological Effluent



Thresholds: White > 1.0 Yellow > 3.0

Notes

RETS/ODCM Radiological Effluent	4Q/13	1Q/14	2Q/14	3Q/14	4Q/14	1Q/15	2Q/15	3Q/15
RETS/ODCM occurrences	0	0	0	0	0	0	0	0
Indicator value	0	0	0	0	0	0	0	0

Licensee Comments: none

Although the Security Cornerstone is included in the Reactor Oversight Process assessment program, the Commission has decided that specific information related to findings and performance indicators pertaining to the Security Cornerstone will not be publicly available to ensure that security information is not provided to a possible adversary. Other than the fact that a finding or performance indicator is Green or Greater-Than-Green, security related information will not be displayed on the public web page.

 [Action Matrix Summary](#) | [Inspection Findings Summary](#) | [PI Summary](#) | [Reactor Oversight Process](#)

Last Modified: December 15, 2015