

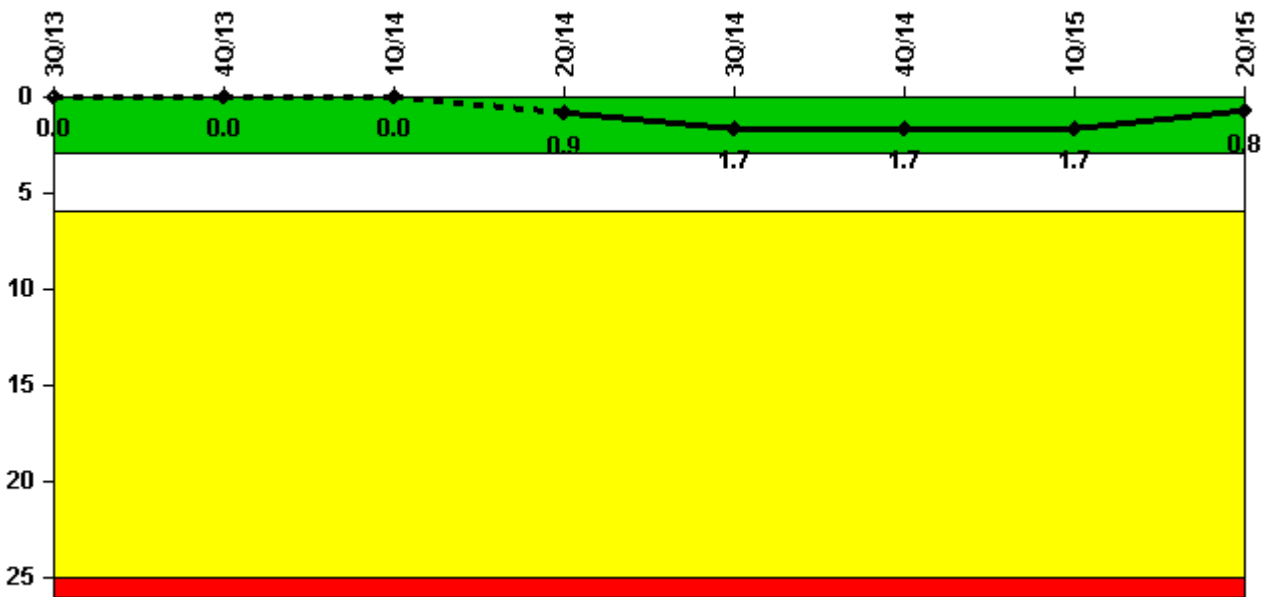
# Vogtle 1

## 2Q/2015 Performance Indicators

The solid trend line represents the current reporting period.

Licensee's General Comments: The Unit 1 Reactor Coolant System Specific Activity or Dose Equivalent Iodine (DEI) was incorrectly determined for the months of November 2014 and January 2015. Procedural guidance has now been included to utilize the Minimal Detectable Activity if the sample results for applicable iodine isotopes in the DEI calculation are 0.00E+00 micro-curies/mL.

### Unplanned Scrams per 7000 Critical Hrs



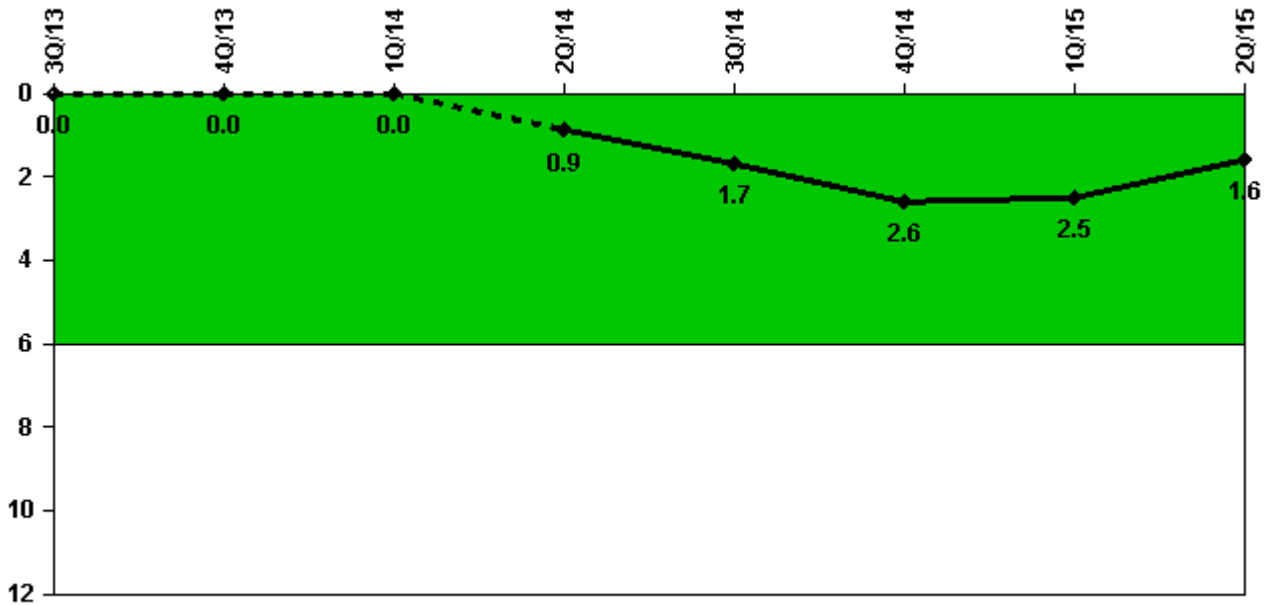
Thresholds: White > 3.0 Yellow > 6.0 Red > 25.0

### Notes

Unplanned Scrams per 7000 Critical Hrs	3Q/13	4Q/13	1Q/14	2Q/14	3Q/14	4Q/14	1Q/15	2Q/15
Unplanned scrams	0	0	0	1.0	1.0	0	0	0
Critical hours	2208.0	2209.0	1780.3	1923.3	2107.6	2209.0	2159.0	2184.0
<b>Indicator value</b>	<b>0</b>	<b>0</b>	<b>0</b>	<b>0.9</b>	<b>1.7</b>	<b>1.7</b>	<b>1.7</b>	<b>0.8</b>

Licensee Comments: none

### Unplanned Power Changes per 7000 Critical Hrs



Thresholds: White > 6.0

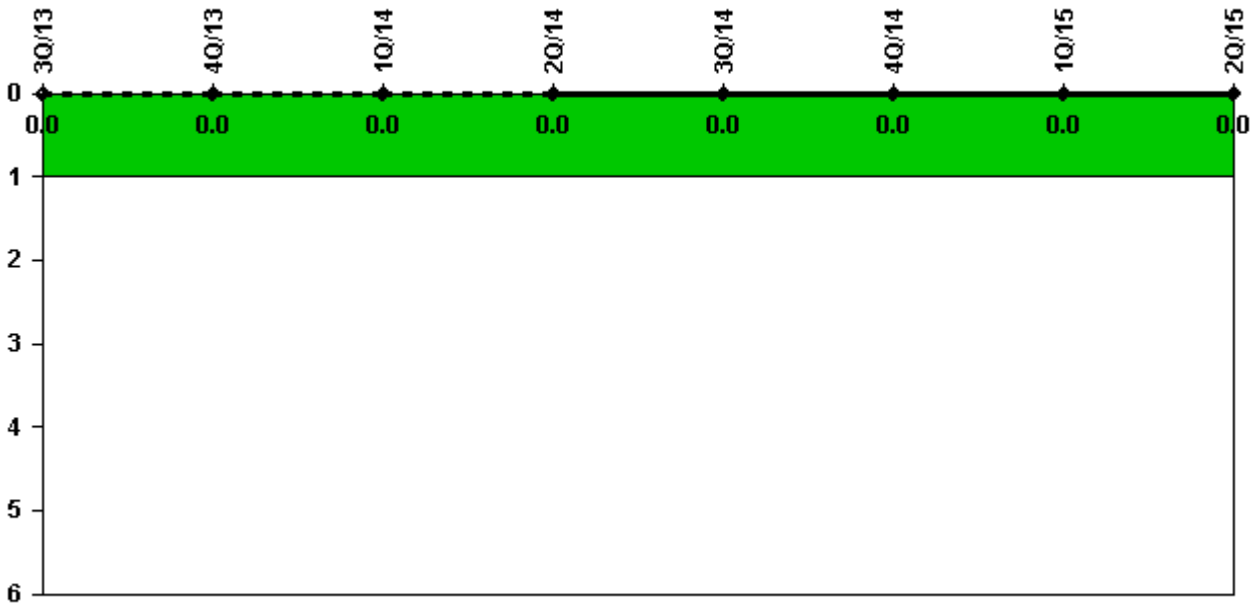
#### Notes

Unplanned Power Changes per 7000 Critical Hrs	3Q/13	4Q/13	1Q/14	2Q/14	3Q/14	4Q/14	1Q/15	2Q/15
Unplanned power changes	0	0	0	1.0	1.0	1.0	0	0
Critical hours	2208.0	2209.0	1780.3	1923.3	2107.6	2209.0	2159.0	2184.0
<b>Indicator value</b>	<b>0</b>	<b>0</b>	<b>0</b>	<b>0.9</b>	<b>1.7</b>	<b>2.6</b>	<b>2.5</b>	<b>1.6</b>

#### Licensee Comments:

3Q/14: Notice of Enforcement Discretion (NOED No. 14-2-03) dated August 27, 2014, was received by Plant Vogtle which allowed Unit 2 to continue operation beyond the Technical Specification limit for Unit shutdown to complete repairs on 2B Containment Spray Pump. An unplanned power change of greater than 20% would have been reported without this NOED from the NRC.

### Unplanned Scrams with Complications



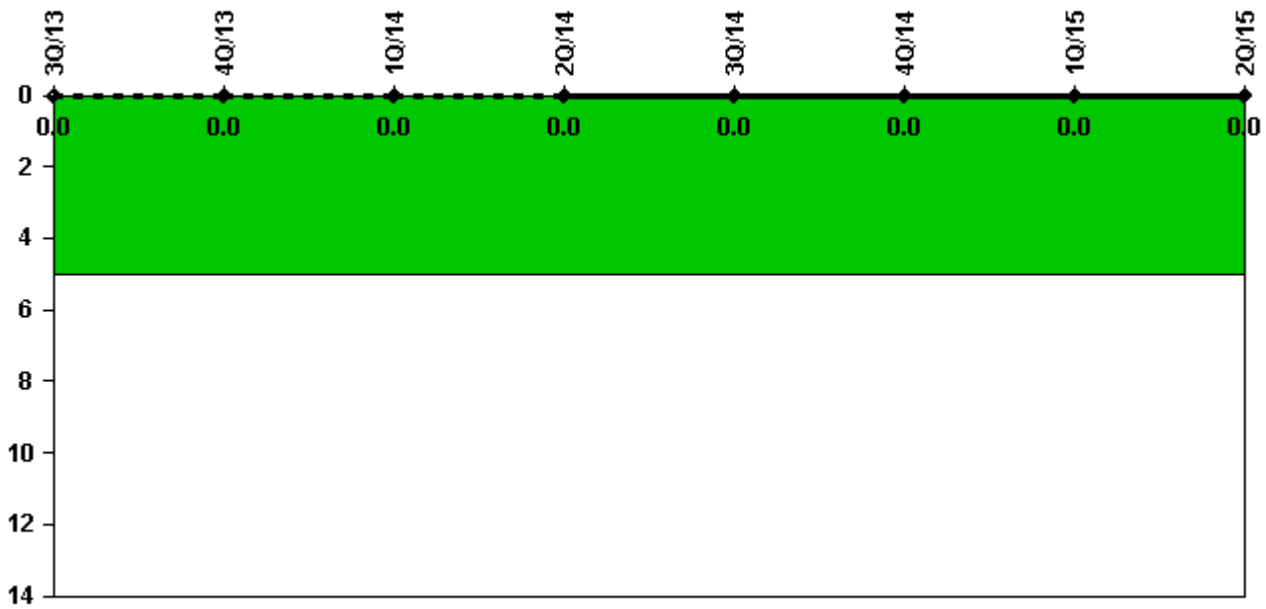
Thresholds: White > 1.0

#### Notes

Unplanned Scrams with Complications	3Q/13	4Q/13	1Q/14	2Q/14	3Q/14	4Q/14	1Q/15	2Q/15
Scrams with complications	0	0	0	0	0	0	0	0
<b>Indicator value</b>	<b>0.0</b>	<b>0.0</b>	<b>0.0</b>	<b>0.0</b>	<b>0.0</b>	<b>0.0</b>	<b>0.0</b>	<b>0.0</b>

Licensee Comments: none

### Safety System Functional Failures (PWR)




Thresholds: White > 5.0

#### Notes

Safety System Functional Failures (PWR)	3Q/13	4Q/13	1Q/14	2Q/14	3Q/14	4Q/14	1Q/15	2Q/15
Safety System Functional Failures	0	0	0	0	0	0	0	0
<b>Indicator value</b>	<b>0</b>	<b>0</b>	<b>0</b>	<b>0</b>	<b>0</b>	<b>0</b>	<b>0</b>	<b>0</b>

Licensee Comments: none

### Mitigating Systems Performance Index, Emergency AC Power System



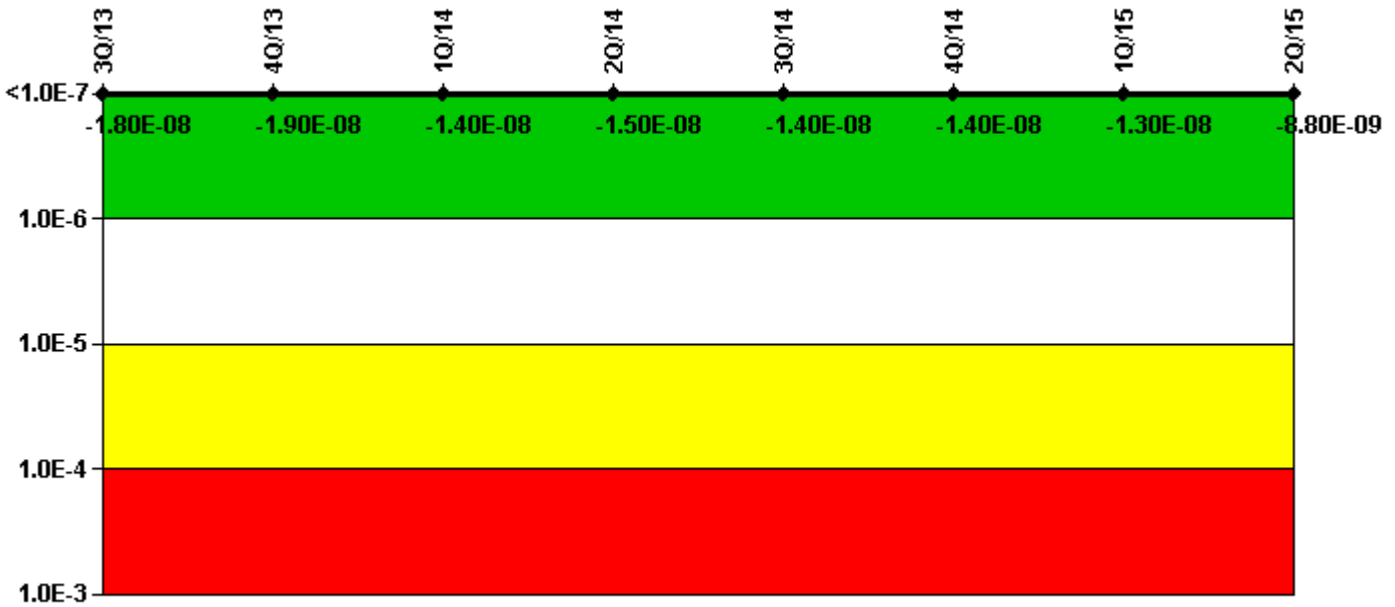
Thresholds: White > 1.00E-6 Yellow > 1.00E-5 Red > 1.00E-4

#### Notes

Mitigating Systems Performance Index, Emergency AC Power System	3Q/13	4Q/13	1Q/14	2Q/14	3Q/14	4Q/14	1Q/15	2Q/15
UAI ( $\Delta$ CDF)	-2.57E-08	2.20E-08	1.59E-08	1.52E-08	1.66E-08	1.61E-08	3.13E-08	2.65E-08
URI ( $\Delta$ CDF)	-2.48E-08	-3.88E-08	-1.90E-08	-1.48E-08	-8.43E-09	-9.39E-09	2.94E-08	-3.72E-07
PLE	NO	NO	NO	NO	NO	NO	NO	NO
Indicator value	-5.00E-08	-1.70E-08	-3.20E-09	4.20E-10	8.20E-09	6.70E-09	6.10E-08	-3.50E-07

Licensee Comments: none

### Mitigating Systems Performance Index, High Pressure Injection System




Thresholds: White > 1.00E-6 Yellow > 1.00E-5 Red > 1.00E-4

#### Notes

Mitigating Systems Performance Index, High Pressure Injection System	3Q/13	4Q/13	1Q/14	2Q/14	3Q/14	4Q/14	1Q/15	2Q/15
UAI ( $\Delta$ CDF)	-6.15E-09	-6.15E-09	-2.31E-09	-2.10E-09	-1.87E-09	-1.32E-09	-7.84E-10	3.91E-09
URI ( $\Delta$ CDF)	-1.22E-08	-1.27E-08	-1.15E-08	-1.25E-08	-1.25E-08	-1.25E-08	-1.26E-08	-1.27E-08
PLE	NO	NO	NO	NO	NO	NO	NO	NO
Indicator value	-1.80E-08	-1.90E-08	-1.40E-08	-1.50E-08	-1.40E-08	-1.40E-08	-1.30E-08	-8.80E-09

Licensee Comments: none

### Mitigating Systems Performance Index, Heat Removal System



Thresholds: White > 1.00E-6 Yellow > 1.00E-5 Red > 1.00E-4

#### Notes

Mitigating Systems Performance Index, Heat Removal System	3Q/13	4Q/13	1Q/14	2Q/14	3Q/14	4Q/14	1Q/15	2Q/15
UAI ( $\Delta$ CDF)	-8.94E-08	-8.29E-08	-5.91E-08	-5.37E-08	-5.35E-08	-5.19E-08	-5.27E-08	-4.38E-08
URI ( $\Delta$ CDF)	-3.38E-07	-3.38E-07	-3.29E-07	-3.29E-07	-3.34E-07	-3.34E-07	-3.34E-07	-3.30E-07
PLE	NO	NO	NO	NO	NO	NO	NO	NO
Indicator value	-4.30E-07	-4.20E-07	-3.90E-07	-3.80E-07	-3.90E-07	-3.90E-07	-3.90E-07	-3.70E-07

Licensee Comments: none

### Mitigating Systems Performance Index, Residual Heat Removal System



Thresholds: White > 1.00E-6 Yellow > 1.00E-5 Red > 1.00E-4

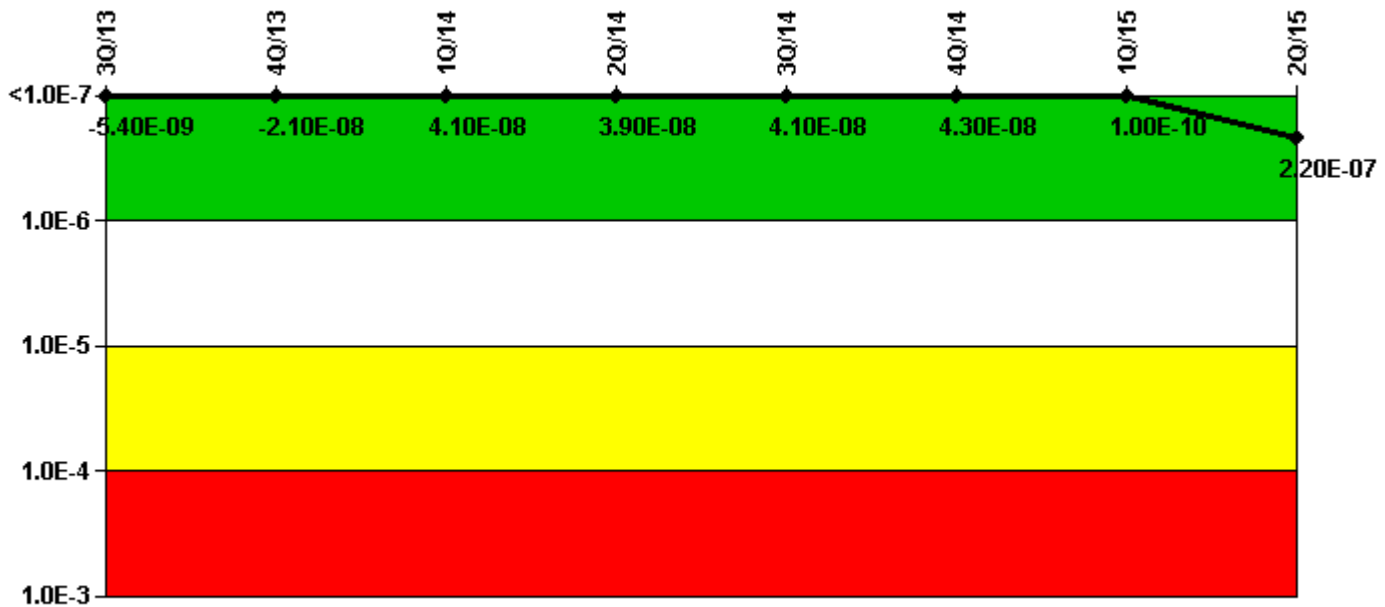
#### Notes

Mitigating Systems Performance Index, Residual Heat Removal System	3Q/13	4Q/13	1Q/14	2Q/14	3Q/14	4Q/14	1Q/15	2Q/15
UAI ( $\Delta$ CDF)	3.69E-09	4.55E-09	-1.15E-08	-1.15E-08	-4.79E-09	-7.53E-09	-7.50E-09	-7.48E-09
URI ( $\Delta$ CDF)	-4.03E-08	-4.04E-08	-4.03E-08	-4.44E-08	-4.44E-08	-4.43E-08	-4.42E-08	-4.42E-08
PLE	NO	NO	NO	NO	NO	NO	NO	NO
Indicator value	-3.70E-08	-3.60E-08	-5.20E-08	-5.60E-08	-4.90E-08	-5.20E-08	-5.20E-08	-5.20E-08

Licensee Comments: none



### Mitigating Systems Performance Index, Cooling Water Systems



Thresholds: White > 1.00E-6 Yellow > 1.00E-5 Red > 1.00E-4

#### Notes

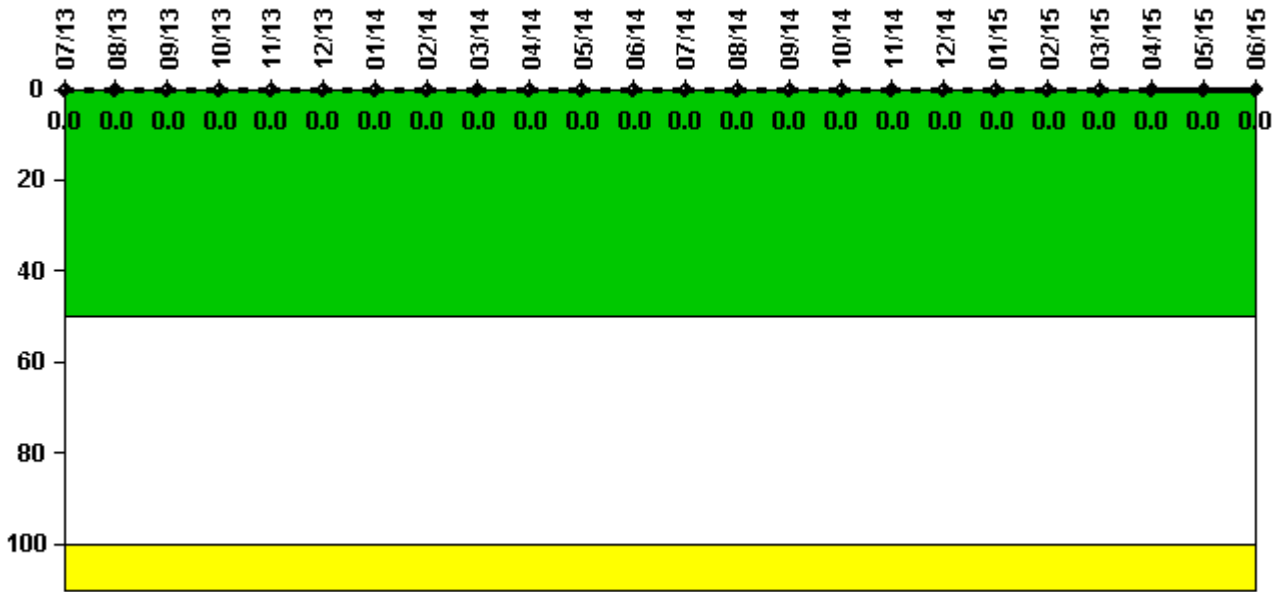
Mitigating Systems Performance Index, Cooling Water Systems	3Q/13	4Q/13	1Q/14	2Q/14	3Q/14	4Q/14	1Q/15	2Q/15
UAI ( $\Delta$ CDF)	2.02E-08	9.15E-10	1.26E-10	5.25E-10	1.08E-09	1.08E-09	1.87E-08	2.34E-07
URI ( $\Delta$ CDF)	-2.56E-08	-2.15E-08	4.09E-08	3.87E-08	3.97E-08	4.19E-08	-1.86E-08	-1.87E-08
PLE	NO	NO	NO	NO	NO	NO	NO	NO
Indicator value	-5.40E-09	-2.10E-08	4.10E-08	3.90E-08	4.10E-08	4.30E-08	1.00E-10	2.20E-07

Licensee Comments:

1Q/14: After further analysis the system was determined to be inoperable but available. All success criteria was met during the LCO. Previously reported "Unplanned Unavailable Hours" have been removed.

1Q/14: The number of unavailability hours has been corrected due to a misinterpretation of the maintenance rule performance criteria.

### Reactor Coolant System Activity




Thresholds: White > 50.0 Yellow > 100.0

#### Notes

Reactor Coolant System Activity	7/13	8/13	9/13	10/13	11/13	12/13	1/14	2/14	3/14	4/14	5/14	6/14
Maximum activity	0.000024	0.000046	0.000034	0.000035	0.000046	0.000045	0.000027	0.000033	0.000040	0.000073	0.000157	0.000136
Technical specification limit	1.0	1.0	1.0	1.0	1.0	1.0	1.0	1.0	1.0	1.0	1.0	1.0
Indicator value	0	0	0	0	0	0	0	0	0	0	0	0
Reactor Coolant System Activity	7/14	8/14	9/14	10/14	11/14	12/14	1/15	2/15	3/15	4/15	5/15	6/15
Maximum activity	0.000132	0.000129	0.000128	0.000127	0.000172	0.000138	0.000148	0.000151	0.000148	0.000172	0.000151	0.000169
Technical specification limit	1.0	1.0	1.0	1.0	1.0	1.0	1.0	1.0	1.0	1.0	1.0	1.0
Indicator value	0	0	0	0	0	0	0	0	0	0	0	0

Licensee Comments: none

### Reactor Coolant System Leakage



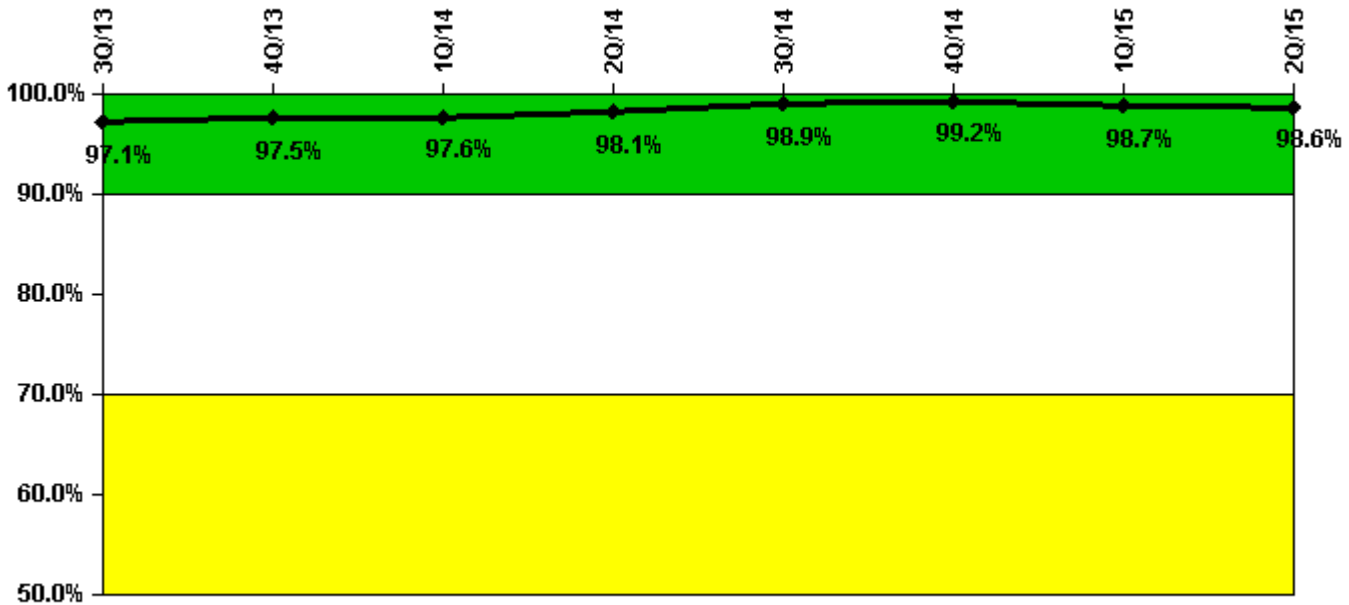
Thresholds: White > 50.0 Yellow > 100.0

#### Notes

Reactor Coolant System Leakage	7/13	8/13	9/13	10/13	11/13	12/13	1/14	2/14	3/14	4/14	5/14	6/14
Maximum leakage	0.078	0.079	0.102	0.108	0.072	0.058	0.097	0.077	0.070	0.144	0.137	0.147
Technical specification limit	10.0	10.0	10.0	10.0	10.0	10.0	10.0	10.0	10.0	10.0	10.0	10.0
Indicator value	<b>0.8</b>	<b>0.8</b>	<b>1.0</b>	<b>1.1</b>	<b>0.7</b>	<b>0.6</b>	<b>1.0</b>	<b>0.8</b>	<b>0.7</b>	<b>1.4</b>	<b>1.4</b>	<b>1.5</b>
Reactor Coolant System Leakage	7/14	8/14	9/14	10/14	11/14	12/14	1/15	2/15	3/15	4/15	5/15	6/15
Maximum leakage	0.154	0.169	0.161	0.176	0.158	0.150	0.164	0.164	0.159	0.147	0.156	0.113
Technical specification limit	10.0	10.0	10.0	10.0	10.0	10.0	10.0	10.0	10.0	10.0	10.0	10.0
Indicator value	<b>1.5</b>	<b>1.7</b>	<b>1.6</b>	<b>1.8</b>	<b>1.6</b>	<b>1.5</b>	<b>1.6</b>	<b>1.6</b>	<b>1.6</b>	<b>1.5</b>	<b>1.6</b>	<b>1.1</b>

Licensee Comments: none

### Drill/Exercise Performance



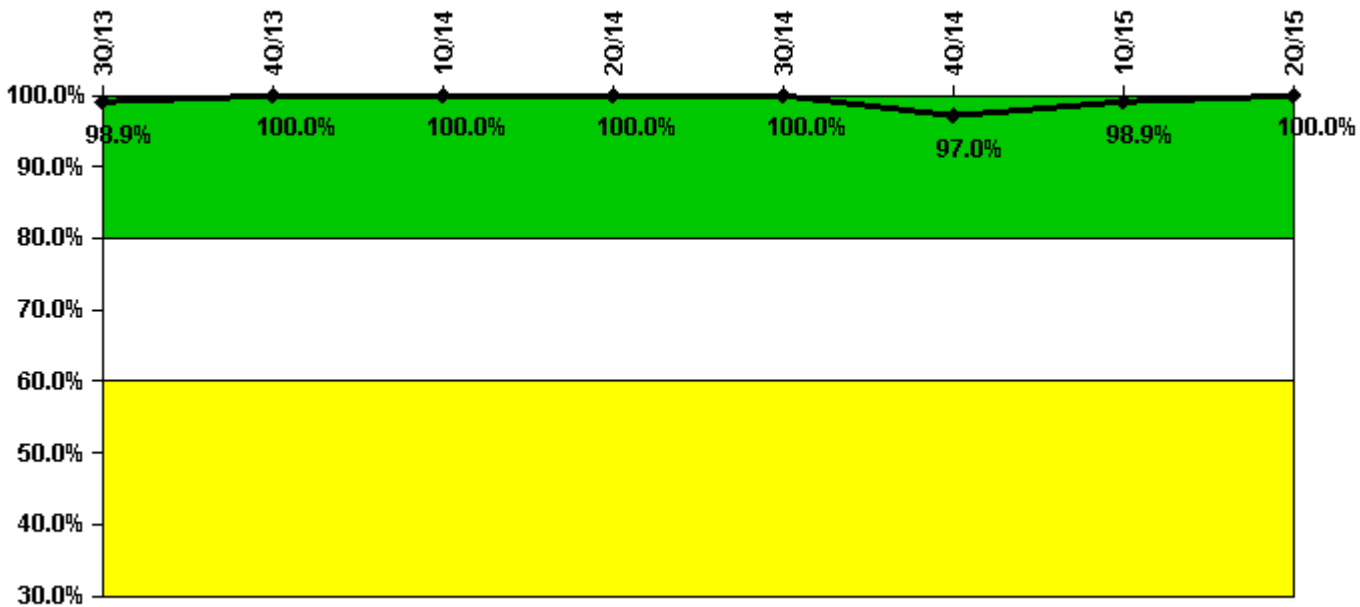
Thresholds: White < 90.0% Yellow < 70.0%

#### Notes

Drill/Exercise Performance	3Q/13	4Q/13	1Q/14	2Q/14	3Q/14	4Q/14	1Q/15	2Q/15
Successful opportunities	71.0	53.0	37.0	46.0	31.0	29.0	56.0	34.0
Total opportunities	72.0	53.0	37.0	47.0	31.0	30.0	58.0	34.0
Indicator value	97.1%	97.5%	97.6%	98.1%	98.9%	99.2%	98.7%	98.6%

Licensee Comments: none

### ERO Drill Participation



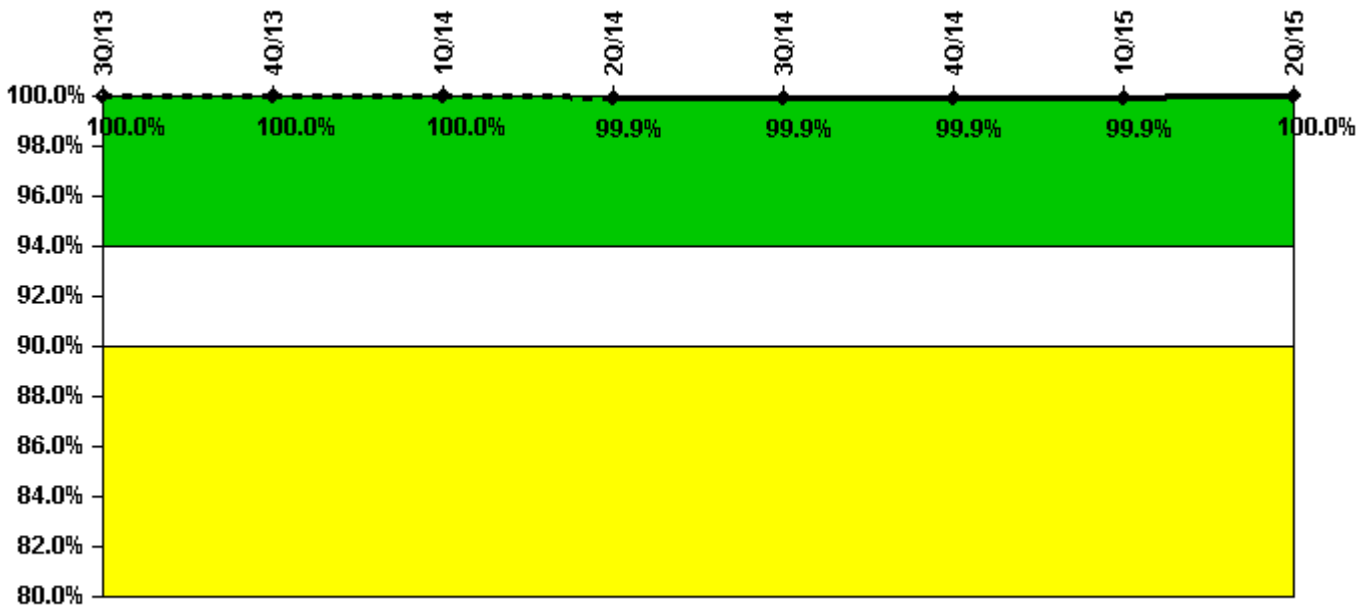
Thresholds: White < 80.0% Yellow < 60.0%

#### Notes

ERO Drill Participation	3Q/13	4Q/13	1Q/14	2Q/14	3Q/14	4Q/14	1Q/15	2Q/15
Participating Key personnel	94.0	95.0	96.0	94.0	93.0	97.0	91.0	97.0
Total Key personnel	95.0	95.0	96.0	94.0	93.0	100.0	92.0	97.0
Indicator value	98.9%	100.0%	100.0%	100.0%	100.0%	97.0%	98.9%	100.0%

Licensee Comments: none

### Alert & Notification System



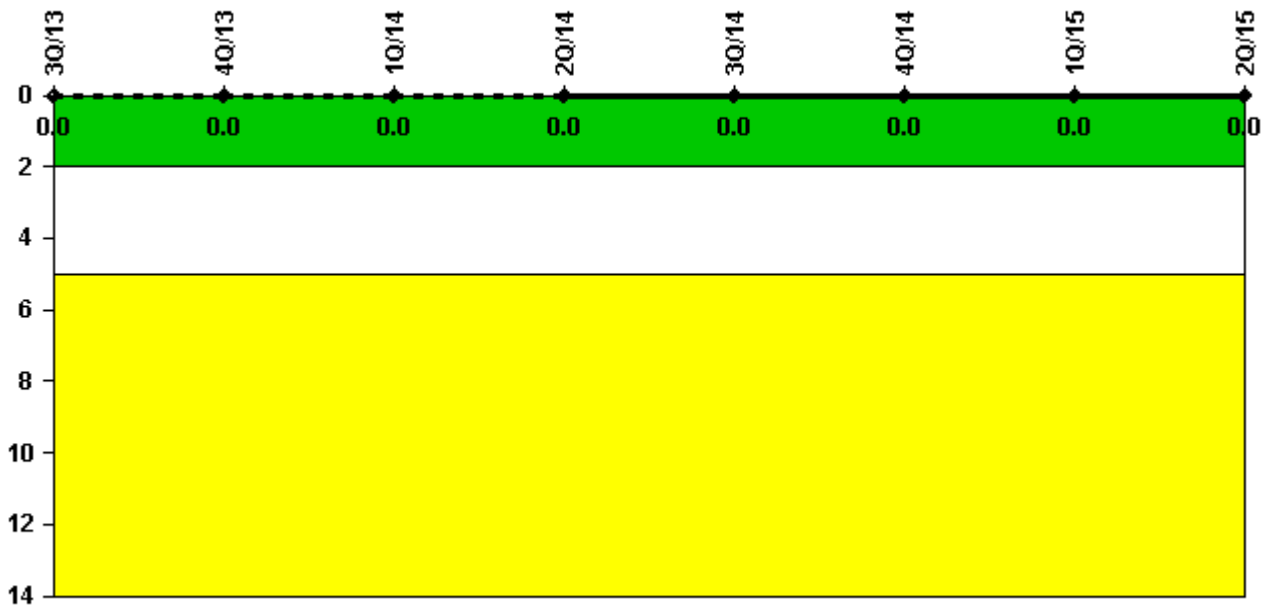
Thresholds: White < 94.0% Yellow < 90.0%

#### Notes

Alert & Notification System	3Q/13	4Q/13	1Q/14	2Q/14	3Q/14	4Q/14	1Q/15	2Q/15
Successful siren-tests	658	611	610	610	611	610	611	611
Total sirens-tests	658	611	611	611	611	611	611	611
Indicator value	100.0%	100.0%	100.0%	99.9%	99.9%	99.9%	99.9%	100.0%

Licensee Comments: none

### Occupational Exposure Control Effectiveness



Thresholds: White > 2.0 Yellow > 5.0

#### Notes

Occupational Exposure Control Effectiveness	3Q/13	4Q/13	1Q/14	2Q/14	3Q/14	4Q/14	1Q/15	2Q/15
High radiation area occurrences	0	0	0	0	0	0	0	0
Very high radiation area occurrences	0	0	0	0	0	0	0	0
Unintended exposure occurrences	0	0	0	0	0	0	0	0
<b>Indicator value</b>	<b>0</b>	<b>0</b>	<b>0</b>	<b>0</b>	<b>0</b>	<b>0</b>	<b>0</b>	<b>0</b>

Licensee Comments: none

### RETS/ODCM Radiological Effluent



Thresholds: White > 1.0 Yellow > 3.0

#### Notes

RETS/ODCM Radiological Effluent	3Q/13	4Q/13	1Q/14	2Q/14	3Q/14	4Q/14	1Q/15	2Q/15
RETS/ODCM occurrences	0	0	0	0	0	0	0	0
<b>Indicator value</b>	<b>0</b>	<b>0</b>	<b>0</b>	<b>0</b>	<b>0</b>	<b>0</b>	<b>0</b>	<b>0</b>

Licensee Comments: none

Although the Security Cornerstone is included in the Reactor Oversight Process assessment program, the Commission has decided that specific information related to findings and performance indicators pertaining to the Security Cornerstone will not be publicly available to ensure that security information is not provided to a possible adversary. Other than the fact that a finding or performance indicator is Green or Greater-Than-Green, security related information will not be displayed on the public web page.



▲ [Action Matrix Summary](#) | [Inspection Findings Summary](#) | [PI Summary](#) | [Reactor Oversight Process](#)

*Last Modified: July 27, 2015*