

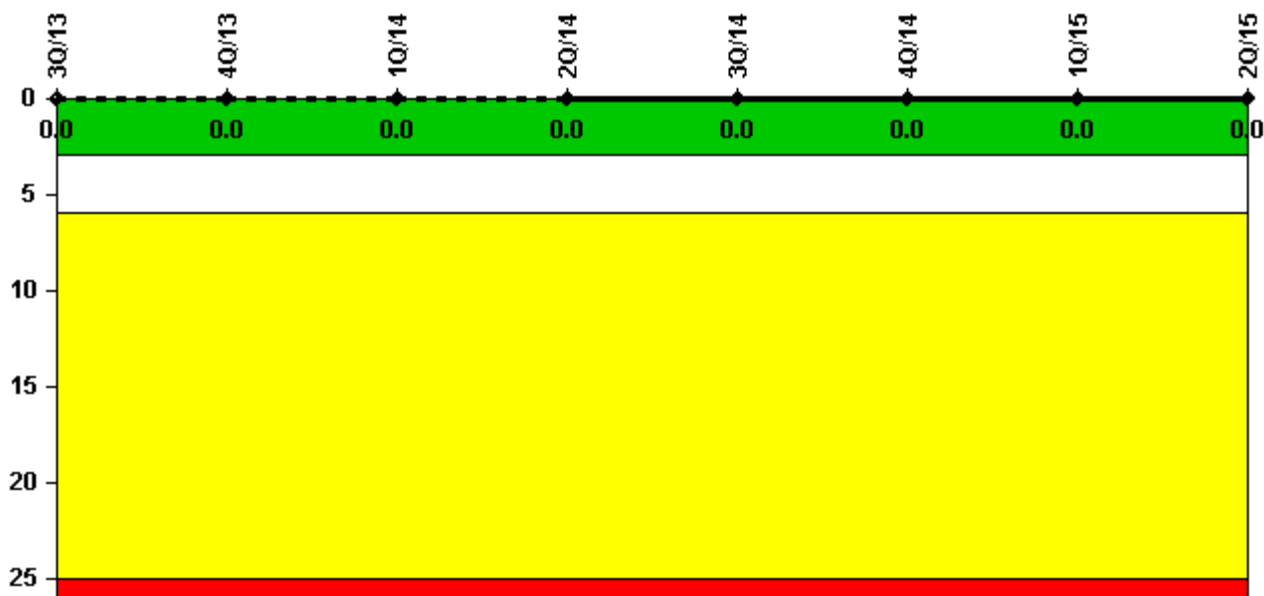
Peach Bottom 2

2Q/2015 Performance Indicators

The solid trend line represents the current reporting period.

Licensee's General Comments: none

Unplanned Scrams per 7000 Critical Hrs



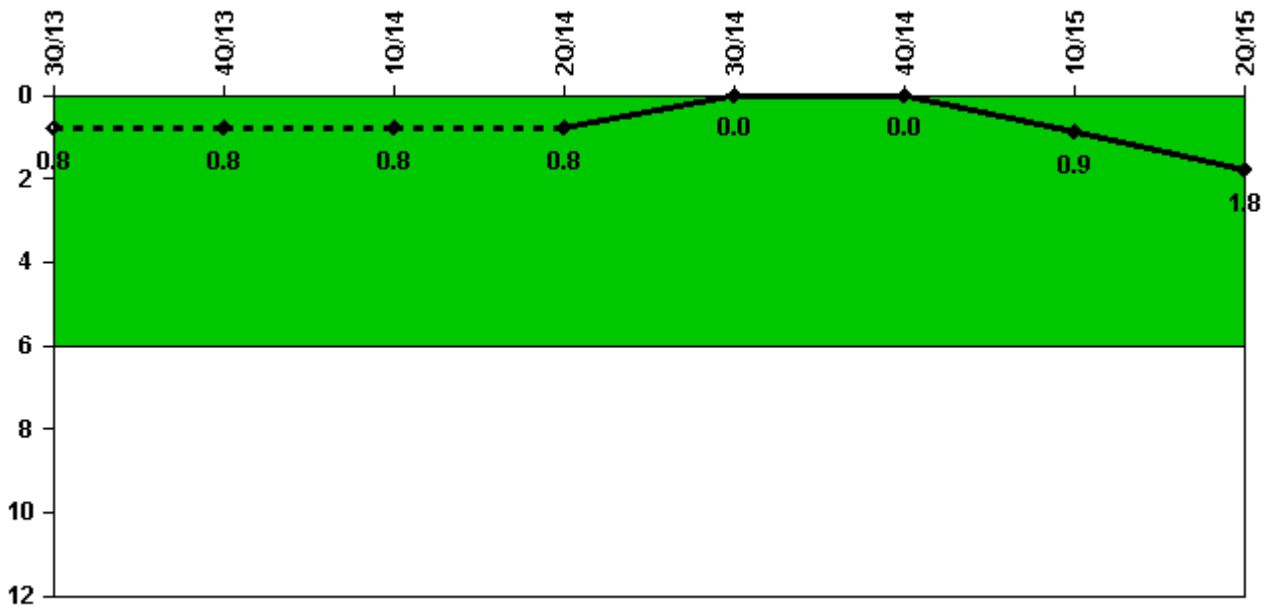
Thresholds: White > 3.0 Yellow > 6.0 Red > 25.0

Notes

Unplanned Scrams per 7000 Critical Hrs	3Q/13	4Q/13	1Q/14	2Q/14	3Q/14	4Q/14	1Q/15	2Q/15
Unplanned scrams	0	0	0	0	0	0	0	0
Critical hours	2208.0	2209.0	2159.0	2184.0	2208.0	1201.5	2159.0	2184.0
Indicator value	0	0	0	0	0	0	0	0

Licensee Comments: none

Unplanned Power Changes per 7000 Critical Hrs



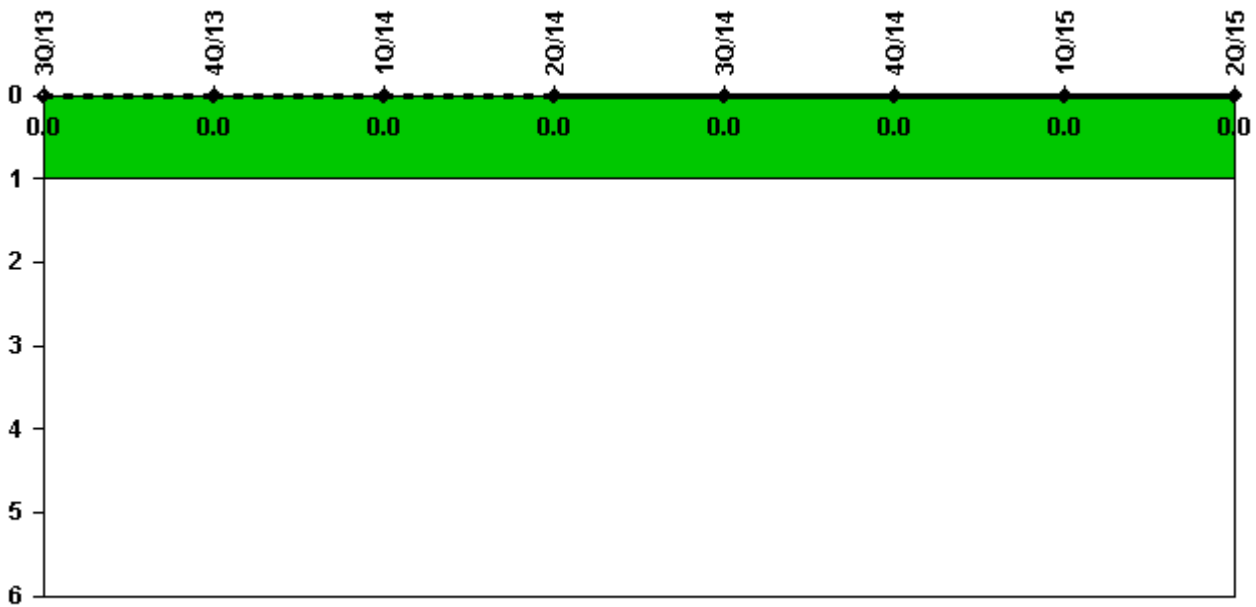
Thresholds: White > 6.0

Notes

Unplanned Power Changes per 7000 Critical Hrs	3Q/13	4Q/13	1Q/14	2Q/14	3Q/14	4Q/14	1Q/15	2Q/15
Unplanned power changes	1.0	0	0	0	0	0	1.0	1.0
Critical hours	2208.0	2209.0	2159.0	2184.0	2208.0	1201.5	2159.0	2184.0
Indicator value	0.8	0.8	0.8	0.8	0	0	0.9	1.8

Licensee Comments: none

Unplanned Scrams with Complications



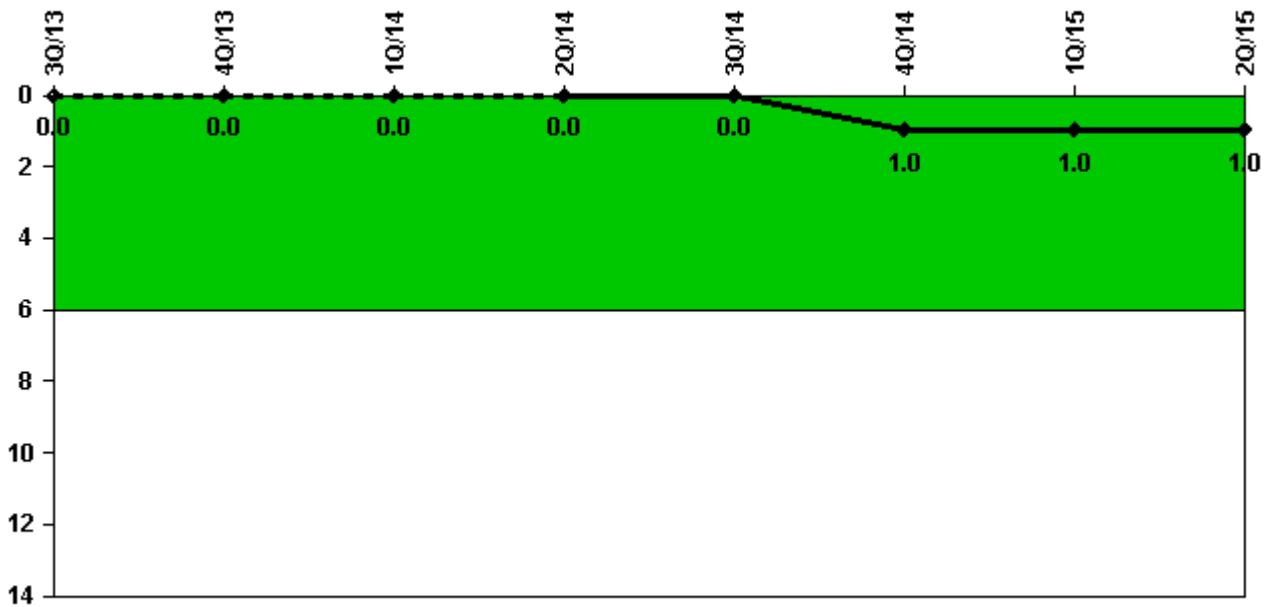
Thresholds: White > 1.0

Notes

Unplanned Scrams with Complications	3Q/13	4Q/13	1Q/14	2Q/14	3Q/14	4Q/14	1Q/15	2Q/15
Scrams with complications	0	0	0	0	0	0	0	0
Indicator value	0.0	0.0	0.0	0.0	0.0	0.0	0.0	0.0

Licensee Comments: none

Safety System Functional Failures (BWR)



Thresholds: White > 6.0


Notes

Safety System Functional Failures (BWR)	3Q/13	4Q/13	1Q/14	2Q/14	3Q/14	4Q/14	1Q/15	2Q/15
Safety System Functional Failures	0	0	0	0	0	1	0	0
Indicator value	0	0	0	0	0	1	1	1

Licensee Comments:

4Q/14: LER 2-14-003 was submitted in December to report a primary containment function being lost due to exceeding the allowable leakage limit.

Mitigating Systems Performance Index, Emergency AC Power System



Thresholds: White > 1.00E-6 Yellow > 1.00E-5 Red > 1.00E-4

Notes

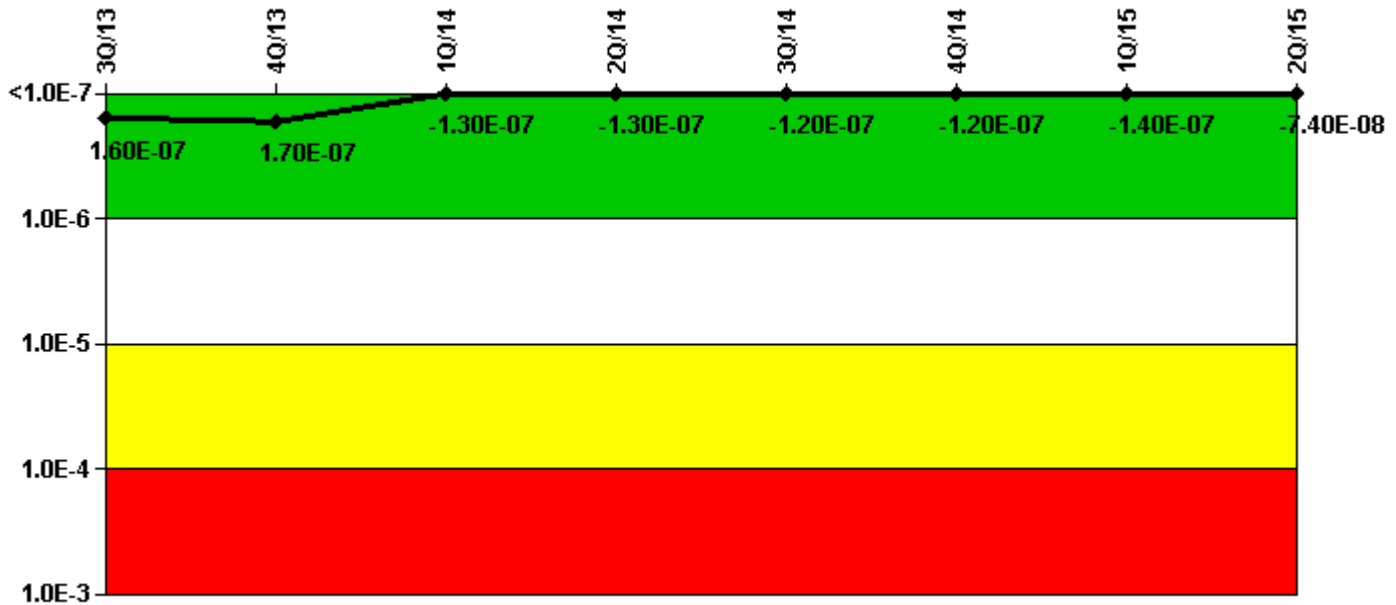
Mitigating Systems Performance Index, Emergency AC Power System	3Q/13	4Q/13	1Q/14	2Q/14	3Q/14	4Q/14	1Q/15	2Q/15
UAI (Δ CDF)	4.53E-08	4.38E-08	6.34E-08	4.45E-08	4.31E-08	1.95E-08	3.27E-08	7.46E-09
URI (Δ CDF)	-3.11E-08	-3.08E-08	-2.49E-08	-1.97E-08	-1.08E-07	-1.06E-07	-1.06E-07	-8.00E-08
PLE	NO	NO	NO	NO	NO	NO	NO	NO
Indicator value	1.40E-08	1.30E-08	3.80E-08	2.50E-08	-6.50E-08	-8.60E-08	-7.30E-08	-7.20E-08

Licensee Comments:

2Q/15: Changed PRA Parameter(s). Changed PRA Parameters based on PRA Model Update PB 2(3)14A; MSPI Basis Document Revision 11.

3Q/13: Data correction to Unit 2 E2 EDG unavailability, 3Qtr2013. There is no change in threshold color.

Mitigating Systems Performance Index, High Pressure Injection System



Thresholds: White > 1.00E-6 Yellow > 1.00E-5 Red > 1.00E-4


Notes

Mitigating Systems Performance Index, High Pressure Injection System	3Q/13	4Q/13	1Q/14	2Q/14	3Q/14	4Q/14	1Q/15	2Q/15
UAI (ΔCDF)	-1.63E-08	-1.65E-08	-2.74E-08	-2.74E-08	-2.74E-08	-2.63E-08	-5.30E-08	-2.86E-08
URI (ΔCDF)	1.80E-07	1.87E-07	-1.01E-07	-9.89E-08	-9.64E-08	-9.37E-08	-9.10E-08	-4.51E-08
PLE	NO	NO	NO	NO	NO	NO	NO	NO
Indicator value	1.60E-07	1.70E-07	-1.30E-07	-1.30E-07	-1.20E-07	-1.20E-07	-1.40E-07	-7.40E-08

Licensee Comments:

2Q/15: Changed PRA Parameter(s). Changed PRA Parameters based on PRA Model Update PB 2(3)14A; MSPI Basis Document Revision 11.

Mitigating Systems Performance Index, Heat Removal System



Thresholds: White > 1.00E-6 Yellow > 1.00E-5 Red > 1.00E-4

Notes

Mitigating Systems Performance Index, Heat Removal System	3Q/13	4Q/13	1Q/14	2Q/14	3Q/14	4Q/14	1Q/15	2Q/15
UAI (Δ CDF)	-3.11E-08	-3.11E-08	-3.11E-08	-3.11E-08	-3.11E-08	-3.11E-08	-3.11E-08	-1.79E-08
URI (Δ CDF)	-8.14E-08	-7.95E-08	-7.75E-08	-7.55E-08	-7.35E-08	-7.13E-08	-6.91E-08	-3.76E-08
PLE	NO	NO	NO	NO	NO	NO	NO	NO
Indicator value	-1.10E-07	-1.10E-07	-1.10E-07	-1.10E-07	-1.00E-07	-1.00E-07	-1.00E-07	-5.60E-08

Licensee Comments:

2Q/15: Changed PRA Parameter(s). Changed PRA Parameters based on PRA Model Update PB 2(3)14A; MSPI Basis Document Revision 11.

Mitigating Systems Performance Index, Residual Heat Removal System



Thresholds: White > 1.00E-6 Yellow > 1.00E-5 Red > 1.00E-4

Notes

Mitigating Systems Performance Index, Residual Heat Removal System	3Q/13	4Q/13	1Q/14	2Q/14	3Q/14	4Q/14	1Q/15	2Q/15
UAI (ΔCDF)	-1.94E-10	-1.94E-10	-1.94E-10	-1.94E-10	-1.94E-10	-2.86E-10	-3.70E-10	-8.65E-11
URI (ΔCDF)	-9.03E-09	-9.03E-09	-9.03E-09	-9.03E-09	-9.03E-09	-9.03E-09	-9.03E-09	-4.86E-10
PLE	NO	NO	NO	NO	NO	NO	NO	NO
Indicator value	-9.20E-09	-9.20E-09	-9.20E-09	-9.20E-09	-9.20E-09	-9.30E-09	-9.40E-09	-5.70E-10

Licensee Comments:

2Q/15: Changed PRA Parameter(s). Changed PRA Parameters based on PRA Model Update PB 2(3)14A; MSPI Basis Document Revision 11.

4Q/14: Changed PRA Parameter(s). Change from monitoring 2 trains of RHR to 4 trains. Corresponding PRA values revised to reflect the change in train boundaries as documented in the MSPI Basis Document Rev 9.

3Q/14: Changed PRA Parameter(s). Change from monitoring 2 trains of RHR to 4 trains. Corresponding PRA values revised to reflect the change in train boundaries as documented in the MSPI Basis Document Rev 9.

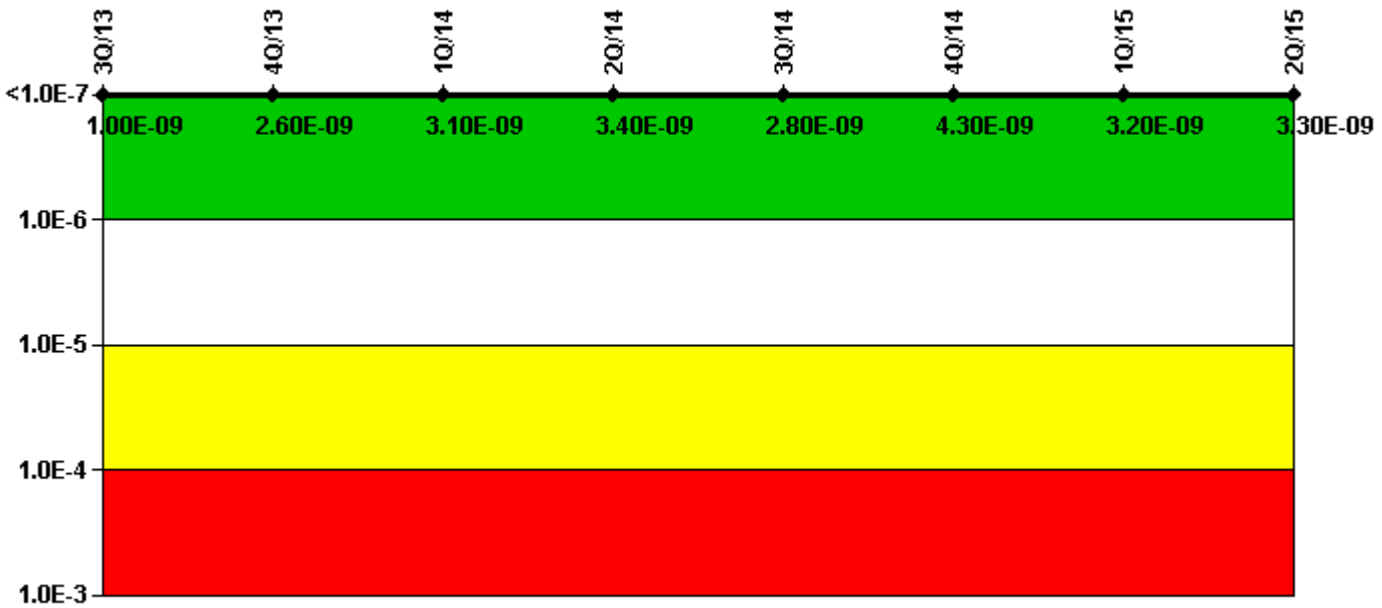
2Q/14: Changed PRA Parameter(s). Change from monitoring 2 trains of RHR to 4 trains. Corresponding PRA values revised to reflect the change in train boundaries as documented in the MSPI Basis Document Rev 9.

1Q/14: Changed PRA Parameter(s). Change from monitoring 2 trains of RHR to 4 trains. Corresponding PRA values revised to reflect the change in train boundaries as documented in the MSPI Basis Document Rev 9.

4Q/13: Changed PRA Parameter(s). Change from monitoring 2 trains of RHR to 4 trains. Corresponding PRA values revised to reflect the change in train boundaries as documented in the MSPI Basis Document Rev 9.

3Q/13: Changed PRA Parameter(s). Change from monitoring 2 trains of RHR to 4 trains. Corresponding PRA values revised to reflect the change in train boundaries as documented in the MSPI Basis Document Rev 9.

Mitigating Systems Performance Index, Cooling Water Systems



Thresholds: White > 1.00E-6 Yellow > 1.00E-5 Red > 1.00E-4

Notes

Mitigating Systems Performance Index, Cooling Water Systems	3Q/13	4Q/13	1Q/14	2Q/14	3Q/14	4Q/14	1Q/15	2Q/15
UAI (ΔCDF)	2.60E-09	3.62E-09	4.15E-09	4.38E-09	3.78E-09	5.30E-09	4.22E-09	5.66E-09
URI (ΔCDF)	-1.57E-09	-1.03E-09	-1.03E-09	-1.03E-09	-1.03E-09	-1.03E-09	-1.03E-09	-2.35E-09
PLE	NO	NO	NO	NO	NO	NO	NO	NO
Indicator value	1.00E-09	2.60E-09	3.10E-09	3.40E-09	2.80E-09	4.30E-09	3.20E-09	3.30E-09

Licensee Comments:

2Q/15: Changed PRA Parameter(s). Changed PRA Parameters based on PRA Model Update PB 2(3)14A; MSPI Basis Document Revision 11.

4Q/14: Changed PRA Parameter(s). Change from monitoring 2 trains of HPSW to 4 segments. Corresponding PRA values revised to reflect the change in train boundaries as documented in the MSPI Basis Document Rev 9.

3Q/14: Changed PRA Parameter(s). Change from monitoring 2 trains of HPSW to 4 segments. Corresponding PRA values revised to reflect the change in train boundaries as documented in the MSPI Basis Document Rev 9.

2Q/14: Changed PRA Parameter(s). Change from monitoring 2 trains of HPSW to 4 segments. Corresponding PRA values revised to reflect the change in train boundaries as documented in the MSPI Basis Document Rev 9.

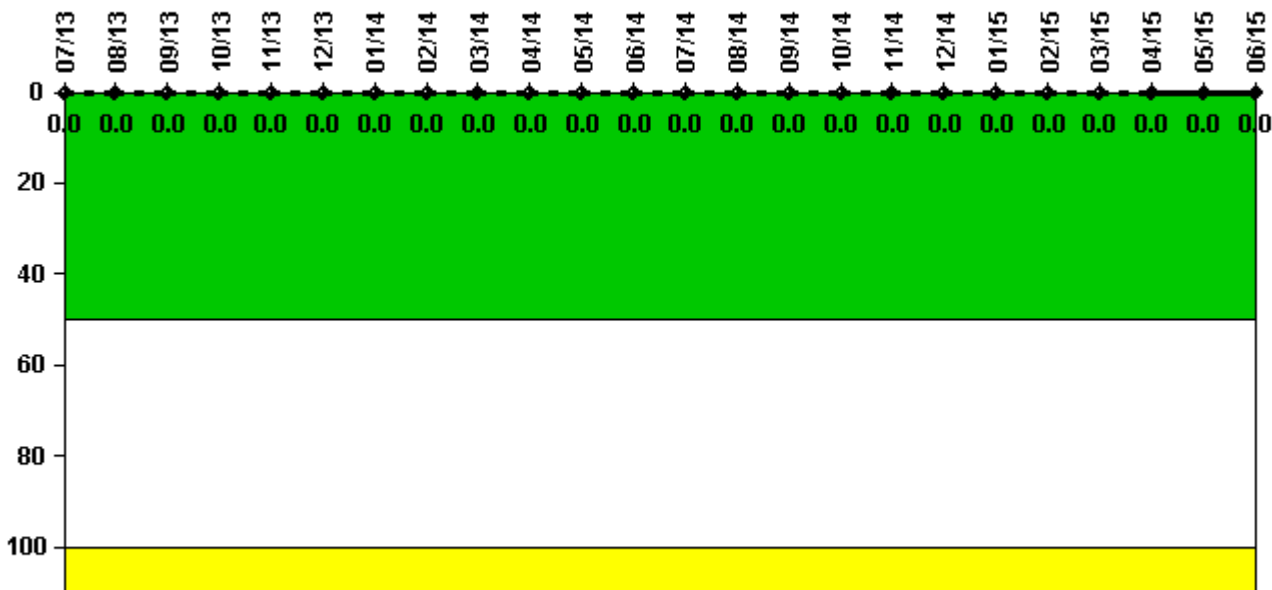
1Q/14: Changed PRA Parameter(s). Change from monitoring 2 trains of HPSW to 4 segments. Corresponding PRA values revised to reflect the change in train boundaries as documented in the MSPI Basis Document Rev 9.

4Q/13: Changed PRA Parameter(s). Update applies to 4Q2013 forward. There was an MSPI Failure for 2B HPSW Motor, 2BP042-DR, cooling coil due to high moisture content on 12/09/2013. This impacted 4Q2013 and 1Q2014 data. No color change or threshold being exceeded. 1/2015 Change from monitoring 2 trains of HPSW to 4 segments. Corresponding PRA values revised to reflect the change in train boundaries as documented in the MSPI Basis Document Rev 9.

4Q/13: Update applies to 4Q2013 forward. There was an MSPI Failure for 2B HPSW Motor, 2BP042-DR, cooling coil due to high moisture content on 12/09/2013. This impacted 4Q2013 and 1Q2014 data. This did not result in a color change or threshold being exceeded.

3Q/13: Changed PRA Parameter(s). Change from monitoring 2 trains of HPSW to 4 segments. Corresponding PRA values revised to reflect the change in train boundaries as documented in the MSPI Basis Document Rev 9.

Reactor Coolant System Activity



Thresholds: White > 50.0 Yellow > 100.0

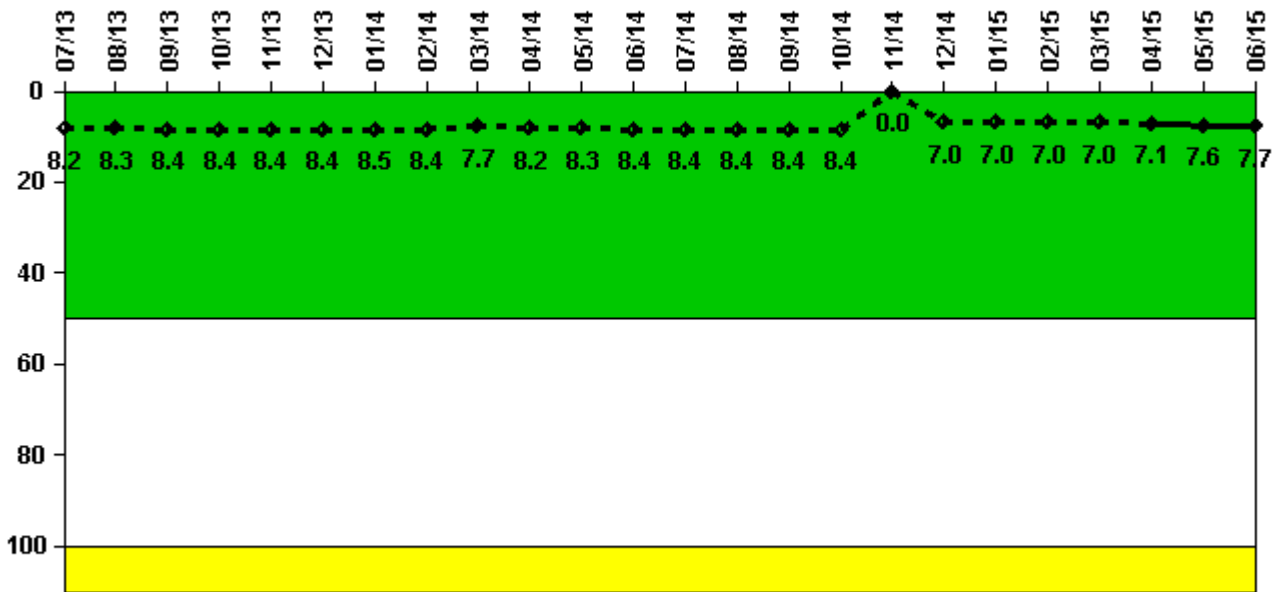
Notes

Reactor Coolant System Activity	7/13	8/13	9/13	10/13	11/13	12/13	1/14	2/14	3/14	4/14	5/14	6/14
Maximum activity	0.000019	0.000019	0.000018	0.000018	0.000018	0.000018	0.000020	0.000019	0.000021	0.000020	0.000018	0.000022
Technical specification limit	0.2	0.2	0.2	0.2	0.2	0.2	0.2	0.2	0.2	0.2	0.2	0.2
Indicator value	0	0	0	0	0	0	0	0	0	0	0	0

Reactor Coolant System Activity	7/14	8/14	9/14	10/14	11/14	12/14	1/15	2/15	3/15	4/15	5/15	6/15
Maximum activity	0.000021	0.000023	0.000019	0.000019	0	0.000025	0.000021	0.000020	0.000019	0.000018	0.000022	0.000022
Technical specification limit	0.2	0.2	0.2	0.2	0.2	0.2	0.2	0.2	0.2	0.2	0.2	0.2
Indicator value	0	0	0	0	0	0	0	0	0	0	0	0

Licensee Comments: none

Reactor Coolant System Leakage



Thresholds: White > 50.0 Yellow > 100.0

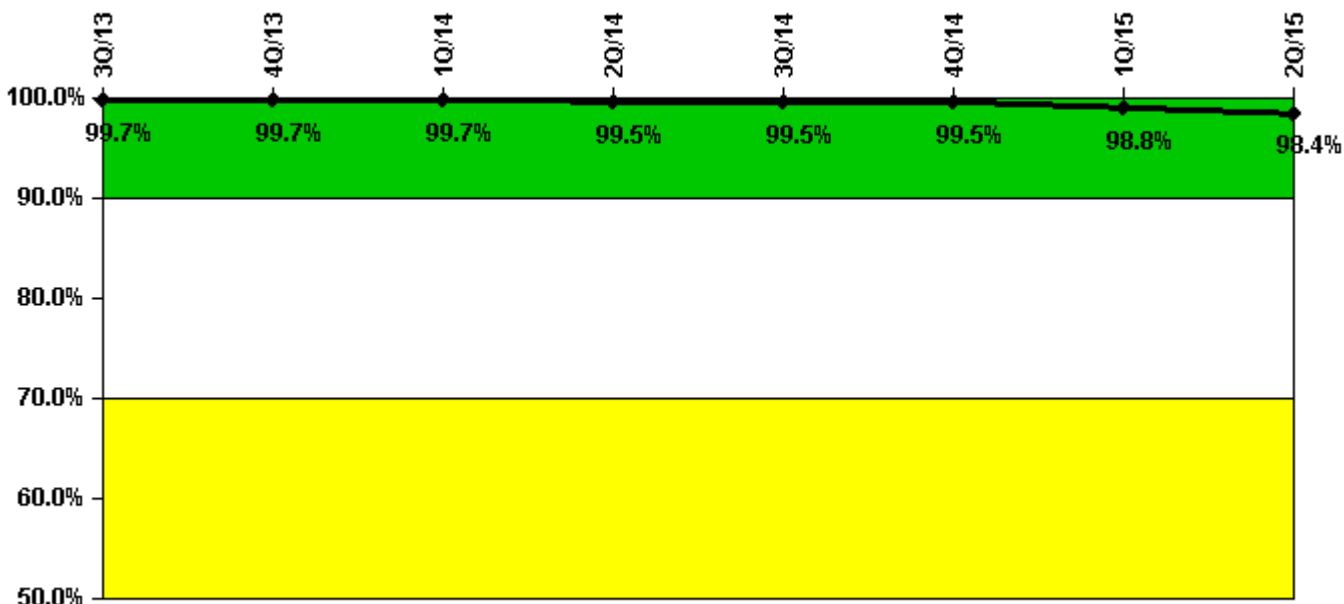
Notes

Reactor Coolant System Leakage	7/13	8/13	9/13	10/13	11/13	12/13	1/14	2/14	3/14	4/14	5/14	6/14
Maximum leakage	2.060	2.070	2.090	2.110	2.100	2.100	2.130	2.090	1.930	2.060	2.070	2.090
Technical specification limit	25.0	25.0	25.0	25.0	25.0	25.0	25.0	25.0	25.0	25.0	25.0	25.0
Indicator value	8.2	8.3	8.4	8.4	8.4	8.4	8.5	8.4	7.7	8.2	8.3	8.4

Reactor Coolant System Leakage	7/14	8/14	9/14	10/14	11/14	12/14	1/15	2/15	3/15	4/15	5/15	6/15
Maximum leakage	2.100	2.090	2.090	2.090	0	1.740	1.750	1.750	1.750	1.770	1.900	1.920
Technical specification limit	25.0	25.0	25.0	25.0	25.0	25.0	25.0	25.0	25.0	25.0	25.0	25.0
Indicator value	8.4	8.4	8.4	8.4	0	7.0	7.0	7.0	7.0	7.1	7.6	7.7

Licensee Comments: none

Drill/Exercise Performance



Thresholds: White < 90.0% Yellow < 70.0%

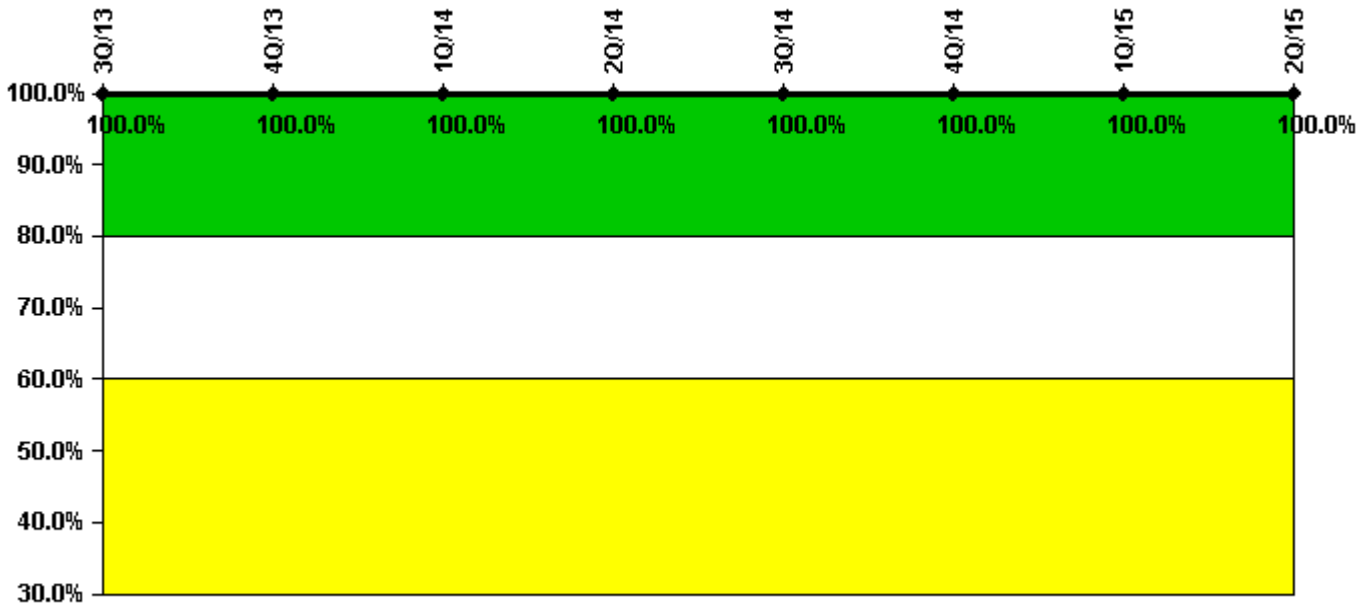
Notes

Drill/Exercise Performance	3Q/13	4Q/13	1Q/14	2Q/14	3Q/14	4Q/14	1Q/15	2Q/15
Successful opportunities	9.0	27.0	106.0	46.0	34.0	0	102.0	43.0
Total opportunities	10.0	27.0	106.0	47.0	34.0	0	105.0	44.0
Indicator value	99.7%	99.7%	99.7%	99.5%	99.5%	99.5%	98.8%	98.4%

Licensee Comments:

2Q/14: Data correction for June NRC Drill and Exercise (DEP) data. No change in PI threshold color.

ERO Drill Participation



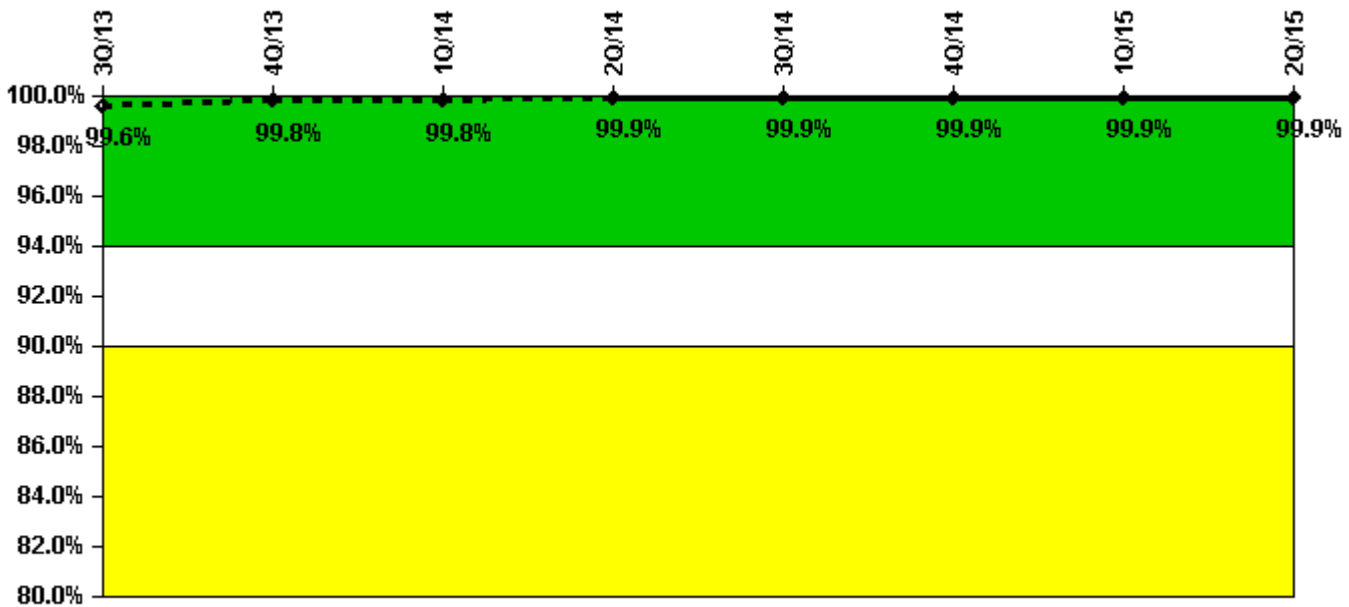
Thresholds: White < 80.0% Yellow < 60.0%

Notes

ERO Drill Participation	3Q/13	4Q/13	1Q/14	2Q/14	3Q/14	4Q/14	1Q/15	2Q/15
Participating Key personnel	76.0	75.0	77.0	80.0	77.0	74.0	76.0	76.0
Total Key personnel	76.0	75.0	77.0	80.0	77.0	74.0	76.0	76.0
Indicator value	100.0%	100.0%	100.0%	100.0%	100.0%	100.0%	100.0%	100.0%

Licensee Comments: none

Alert & Notification System



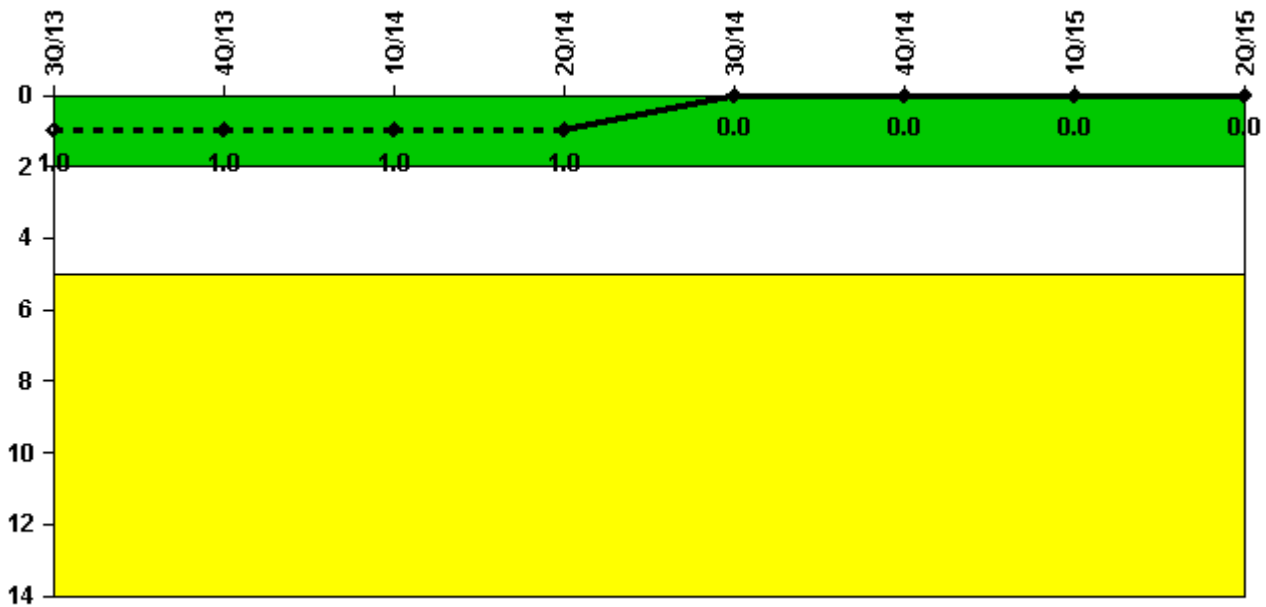
Thresholds: White < 94.0% Yellow < 90.0%

Notes

Alert & Notification System	3Q/13	4Q/13	1Q/14	2Q/14	3Q/14	4Q/14	1Q/15	2Q/15
Successful siren-tests	1256	1261	1260	1261	1258	1356	1163	1260
Total sirens-tests	1261	1261	1261	1261	1261	1358	1164	1261
Indicator value	99.6%	99.8%	99.8%	99.9%	99.9%	99.9%	99.9%	99.9%

Licensee Comments: none

Occupational Exposure Control Effectiveness



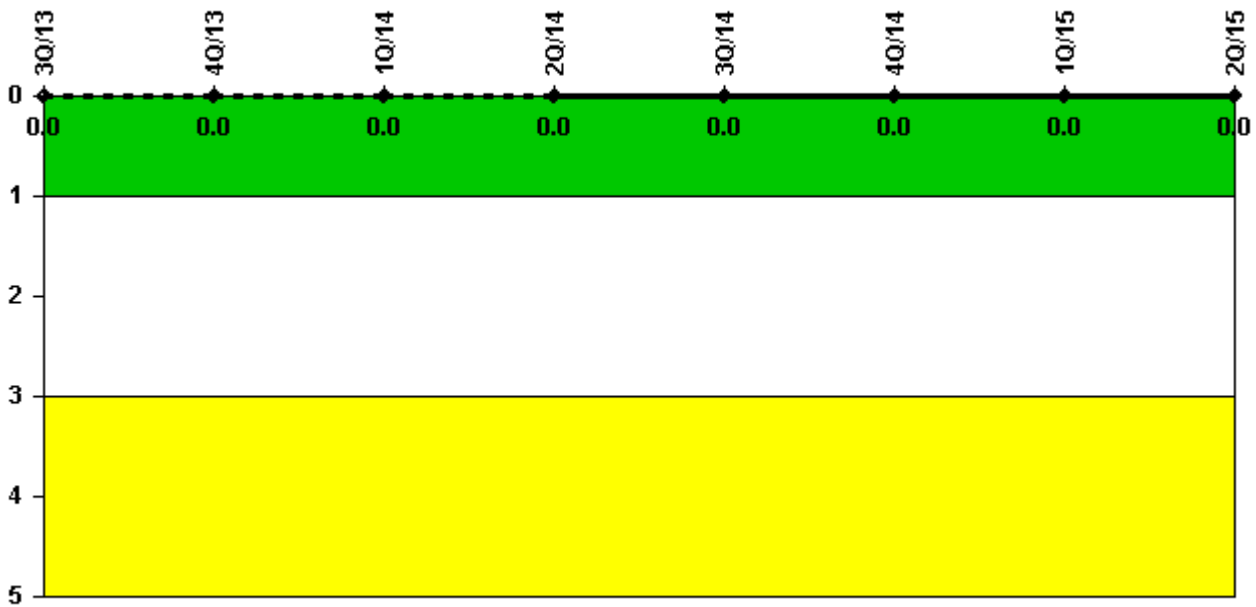
Thresholds: White > 2.0 Yellow > 5.0

Notes

Occupational Exposure Control Effectiveness	3Q/13	4Q/13	1Q/14	2Q/14	3Q/14	4Q/14	1Q/15	2Q/15
High radiation area occurrences	1	0	0	0	0	0	0	0
Very high radiation area occurrences	0	0	0	0	0	0	0	0
Unintended exposure occurrences	0	0	0	0	0	0	0	0
Indicator value	1	1	1	1	0	0	0	0

Licensee Comments: none

RETS/ODCM Radiological Effluent



Thresholds: White > 1.0 Yellow > 3.0

Notes

RETS/ODCM Radiological Effluent	3Q/13	4Q/13	1Q/14	2Q/14	3Q/14	4Q/14	1Q/15	2Q/15
RETS/ODCM occurrences	0	0	0	0	0	0	0	0
Indicator value	0	0	0	0	0	0	0	0

Licensee Comments: none

Although the Security Cornerstone is included in the Reactor Oversight Process assessment program, the Commission has decided that specific information related to findings and performance indicators pertaining to the Security Cornerstone will not be publicly available to ensure that security information is not provided to a possible adversary. Other than the fact that a finding or performance indicator is Green or Greater-Than-Green, security related information will not be displayed on the public web page.

 [Action Matrix Summary](#) | [Inspection Findings Summary](#) | [PI Summary](#) | [Reactor Oversight Process](#)

Last Modified: July 24, 2015