

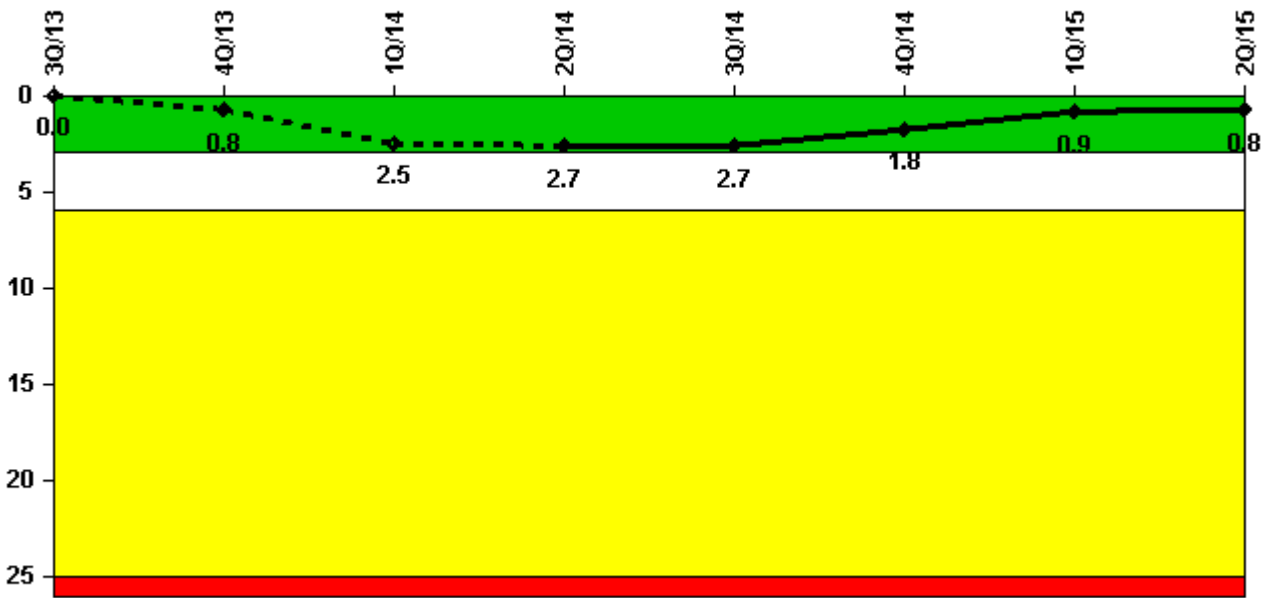
Nine Mile Point 2

2Q/2015 Performance Indicators

The solid trend line represents the current reporting period.

Licensee's General Comments: The change reflects an additional DEP opportunity due to a missed EAL classification during an actual event in February 2015. The addition does not affect the color of the indicator.

Unplanned Scrams per 7000 Critical Hrs



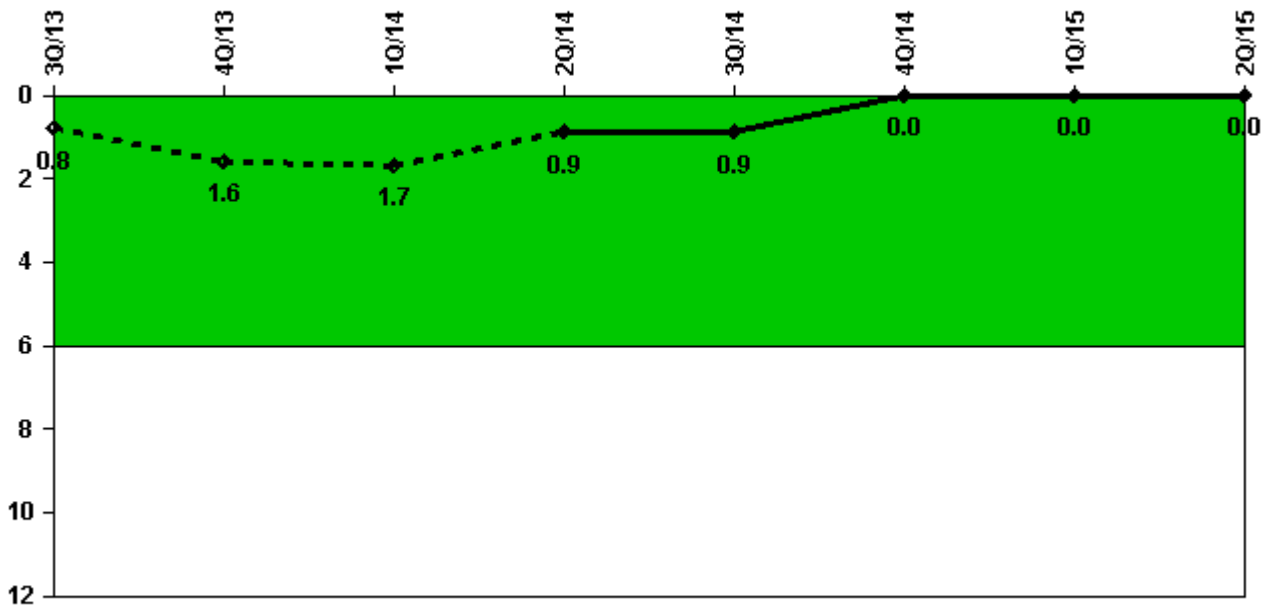
Thresholds: White > 3.0 Yellow > 6.0 Red > 25.0

Notes

Unplanned Scrams per 7000 Critical Hrs	3Q/13	4Q/13	1Q/14	2Q/14	3Q/14	4Q/14	1Q/15	2Q/15
Unplanned scrams	0	1.0	2.0	0	0	0	1.0	0
Critical hours	2208.0	2089.7	1879.9	1539.2	2208.0	2209.0	2065.1	2184.0
Indicator value	0	0.8	2.5	2.7	2.7	1.8	0.9	0.8

Licensee Comments: none

Unplanned Power Changes per 7000 Critical Hrs



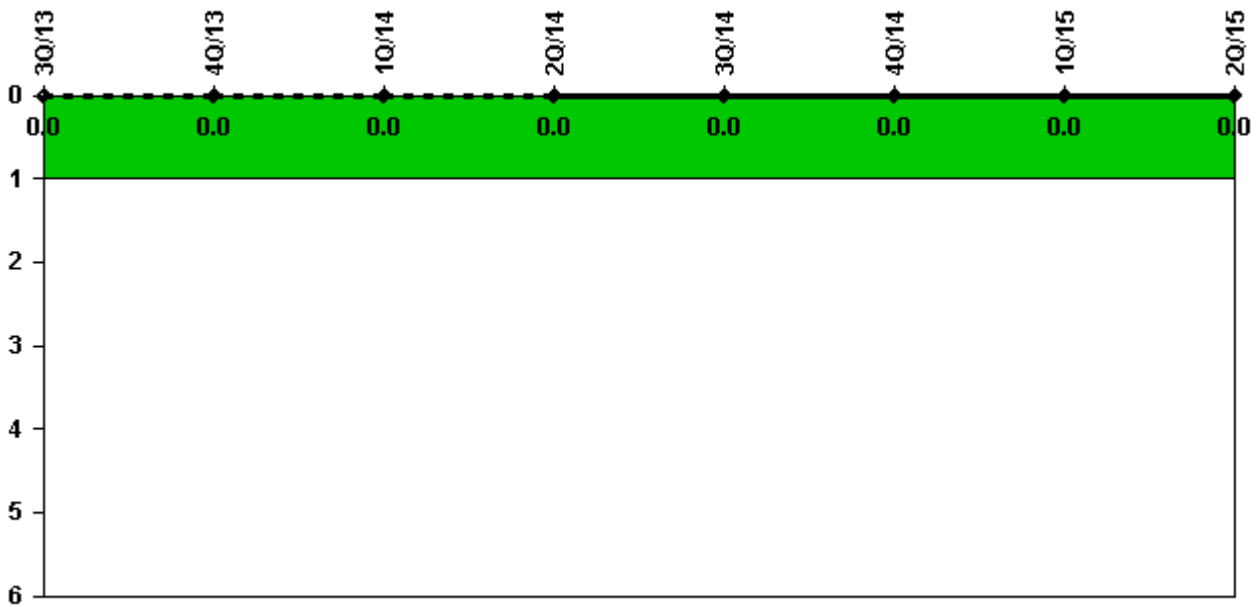
Thresholds: White > 6.0

Notes

Unplanned Power Changes per 7000 Critical Hrs	3Q/13	4Q/13	1Q/14	2Q/14	3Q/14	4Q/14	1Q/15	2Q/15
Unplanned power changes	0	1.0	0	0	0	0	0	0
Critical hours	2208.0	2089.7	1879.9	1539.2	2208.0	2209.0	2065.1	2184.0
Indicator value	0.8	1.6	1.7	0.9	0.9	0	0	0

Licensee Comments: none

Unplanned Scrams with Complications



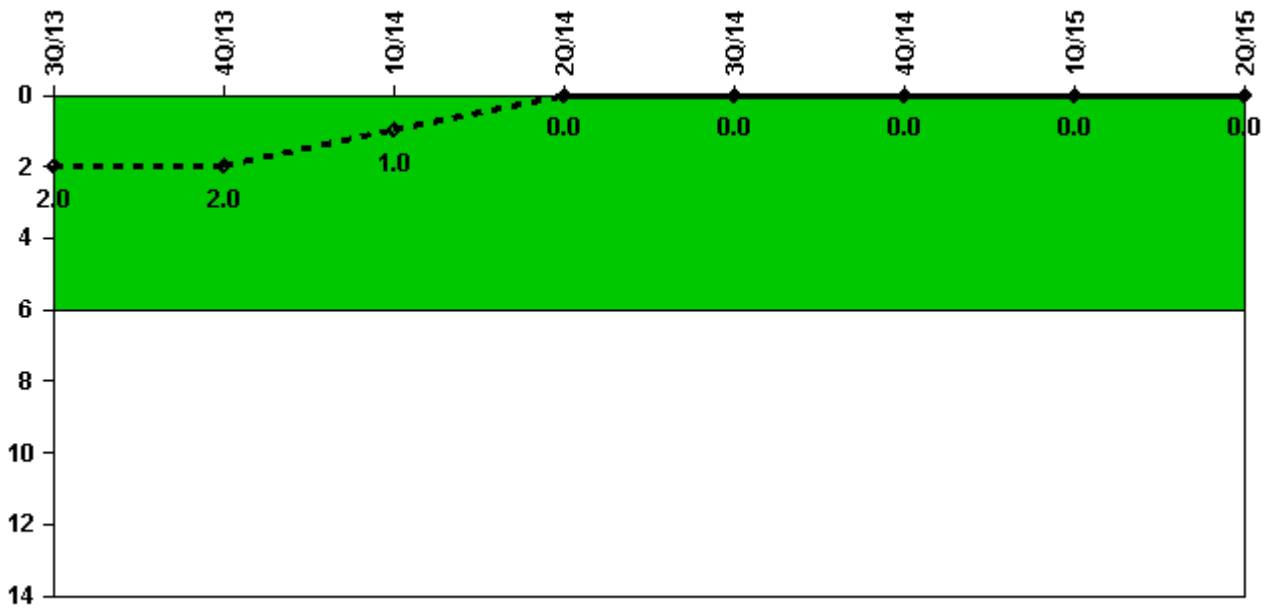
Thresholds: White > 1.0

Notes

Unplanned Scrams with Complications	3Q/13	4Q/13	1Q/14	2Q/14	3Q/14	4Q/14	1Q/15	2Q/15
Scrams with complications	0	0	0	0	0	0	0	0
Indicator value	0.0	0.0	0.0	0.0	0.0	0.0	0.0	0.0

Licensee Comments: none

Safety System Functional Failures (BWR)



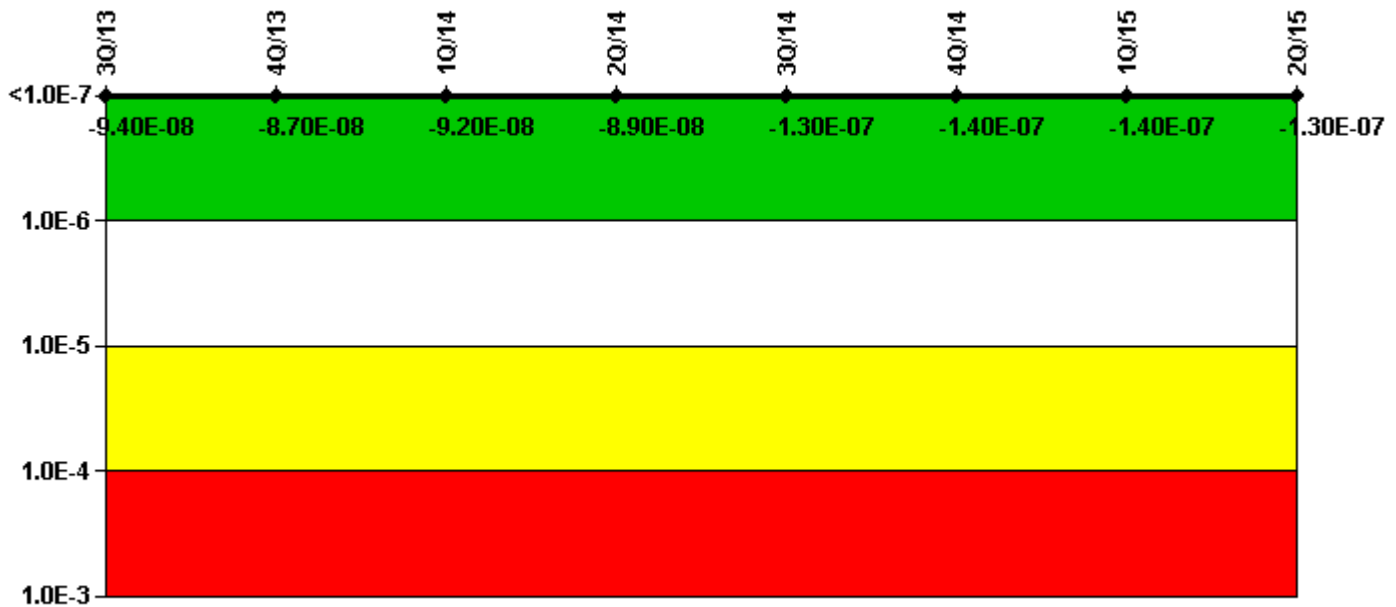
Thresholds: White > 6.0

Notes

Safety System Functional Failures (BWR)	3Q/13	4Q/13	1Q/14	2Q/14	3Q/14	4Q/14	1Q/15	2Q/15
Safety System Functional Failures	0	0	0	0	0	0	0	0
Indicator value	2	2	1	0	0	0	0	0

Licensee Comments: none

Mitigating Systems Performance Index, Emergency AC Power System



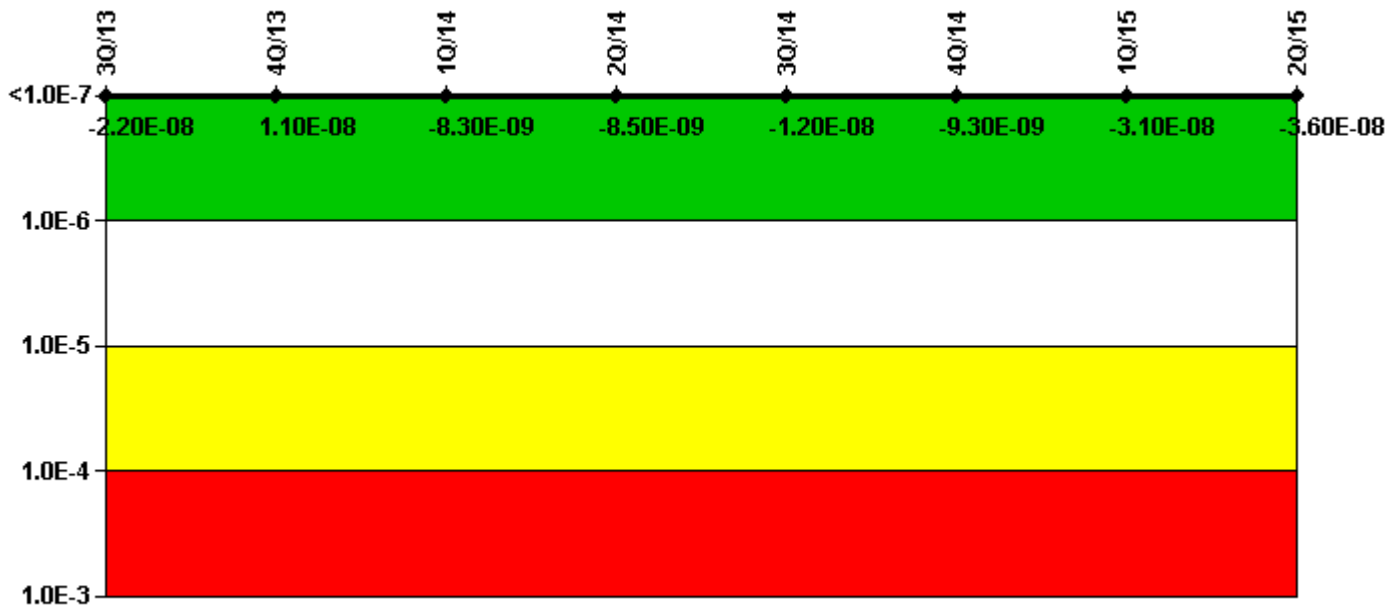
Thresholds: White > 1.00E-6 Yellow > 1.00E-5 Red > 1.00E-4

Notes

Mitigating Systems Performance Index, Emergency AC Power System	3Q/13	4Q/13	1Q/14	2Q/14	3Q/14	4Q/14	1Q/15	2Q/15
UAI (Δ CDF)	-1.30E-08	-1.30E-08	-1.30E-08	-1.30E-08	-1.45E-08	-1.45E-08	-1.45E-08	-1.45E-08
URI (Δ CDF)	-8.08E-08	-7.43E-08	-7.86E-08	-7.62E-08	-1.17E-07	-1.22E-07	-1.21E-07	-1.15E-07
PLE	NO	NO	NO	NO	NO	NO	NO	NO
Indicator value	-9.40E-08	-8.70E-08	-9.20E-08	-8.90E-08	-1.30E-07	-1.40E-07	-1.40E-07	-1.30E-07

Licensee Comments: none

Mitigating Systems Performance Index, High Pressure Injection System



Thresholds: White > 1.00E-6 Yellow > 1.00E-5 Red > 1.00E-4

Notes

Mitigating Systems Performance Index, High Pressure Injection System	3Q/13	4Q/13	1Q/14	2Q/14	3Q/14	4Q/14	1Q/15	2Q/15
UAI (Δ CDF)	6.79E-09	3.84E-08	1.80E-08	1.77E-08	1.60E-08	1.84E-08	-3.19E-09	-8.11E-09
URI (Δ CDF)	-2.92E-08	-2.70E-08	-2.64E-08	-2.62E-08	-2.84E-08	-2.78E-08	-2.74E-08	-2.76E-08
PLE	NO	NO	NO	NO	NO	NO	NO	NO
Indicator value	-2.20E-08	1.10E-08	-8.30E-09	-8.50E-09	-1.20E-08	-9.30E-09	-3.10E-08	-3.60E-08

Licensee Comments: none

Mitigating Systems Performance Index, Heat Removal System




Thresholds: White > 1.00E-6 Yellow > 1.00E-5 Red > 1.00E-4

Notes

Mitigating Systems Performance Index, Heat Removal System	3Q/13	4Q/13	1Q/14	2Q/14	3Q/14	4Q/14	1Q/15	2Q/15
UAI (Δ CDF)	2.20E-09	-3.46E-09	-3.34E-09	1.41E-09	1.33E-09	-4.32E-09	-4.28E-09	-4.77E-09
URI (Δ CDF)	-2.52E-08	-2.33E-08	-2.33E-08	-2.58E-08	-2.52E-08	-2.52E-08	-2.52E-08	-2.32E-08
PLE	NO	NO	NO	NO	NO	NO	NO	NO
Indicator value	-2.30E-08	-2.70E-08	-2.70E-08	-2.40E-08	-2.40E-08	-3.00E-08	-2.90E-08	-2.80E-08

Licensee Comments: none

Mitigating Systems Performance Index, Residual Heat Removal System



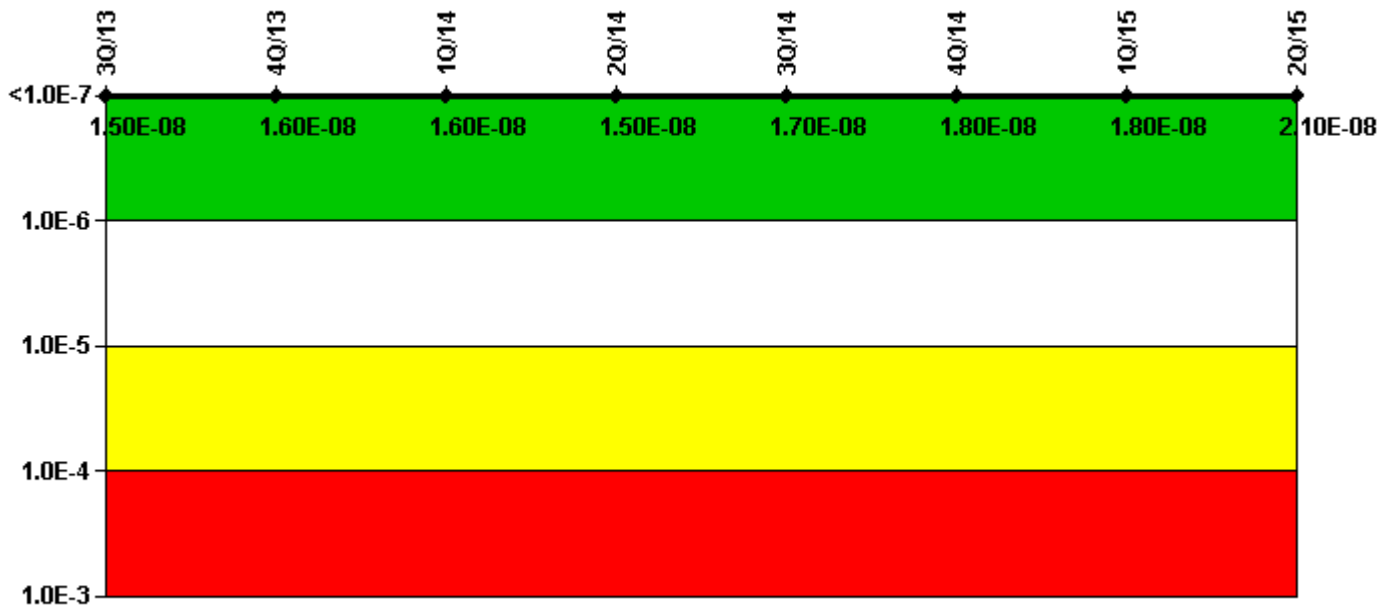
Thresholds: White > 1.00E-6 Yellow > 1.00E-5 Red > 1.00E-4

Notes

Mitigating Systems Performance Index, Residual Heat Removal System	3Q/13	4Q/13	1Q/14	2Q/14	3Q/14	4Q/14	1Q/15	2Q/15
UAI (Δ CDF)	-5.92E-09	-5.90E-09	-5.84E-09	-5.71E-09	-5.74E-09	-5.76E-09	-5.74E-09	-6.00E-09
URI (Δ CDF)	-1.86E-08	-1.90E-08	-2.00E-08	-2.22E-08	-2.19E-08	-2.16E-08	-2.17E-08	-1.90E-08
PLE	NO	NO	NO	NO	NO	NO	NO	NO
Indicator value	-2.40E-08	-2.50E-08	-2.60E-08	-2.80E-08	-2.80E-08	-2.70E-08	-2.70E-08	-2.50E-08

Licensee Comments: none

Mitigating Systems Performance Index, Cooling Water Systems



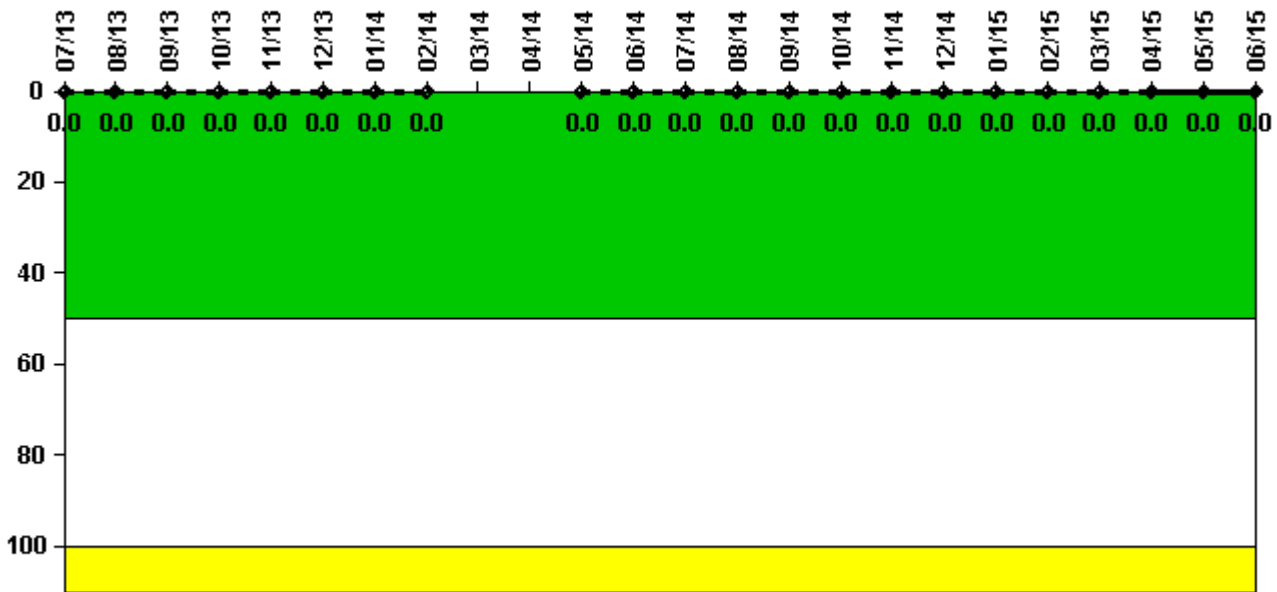
Thresholds: White > 1.00E-6 Yellow > 1.00E-5 Red > 1.00E-4

Notes

Mitigating Systems Performance Index, Cooling Water Systems	3Q/13	4Q/13	1Q/14	2Q/14	3Q/14	4Q/14	1Q/15	2Q/15
UAI (Δ CDF)	-7.95E-10	-7.94E-10	-7.93E-10	-7.91E-10	-6.19E-10	-6.20E-10	-6.19E-10	-6.33E-10
URI (Δ CDF)	1.62E-08	1.72E-08	1.69E-08	1.55E-08	1.81E-08	1.82E-08	1.89E-08	2.14E-08
PLE	NO	NO	NO	NO	NO	NO	NO	NO
Indicator value	1.50E-08	1.60E-08	1.60E-08	1.50E-08	1.70E-08	1.80E-08	1.80E-08	2.10E-08

Licensee Comments: none

Reactor Coolant System Activity



Thresholds: White > 50.0 Yellow > 100.0

Notes

Reactor Coolant System Activity	7/13	8/13	9/13	10/13	11/13	12/13	1/14	2/14	3/14	4/14	5/14	6/14
Maximum activity	0.000020	0.000017	0.000024	0.000028	0.000024	0.000027	0.000025	0.000023	N/A	N/A	0.000016	0.000009
Technical specification limit	0.2	0.2	0.2	0.2	0.2	0.2	0.2	0.2	0.2	0.2	0.2	0.2
Indicator value	0	0	0	0	0	0	0	0	N/A	N/A	0	0


Reactor Coolant System Activity	7/14	8/14	9/14	10/14	11/14	12/14	1/15	2/15	3/15	4/15	5/15	6/15
Maximum activity	0.000008	0.000013	0.000011	0.000012	0.000011	0.000015	0.000013	0.000011	0.000010	0.000010	0.000009	0.000011
Technical specification limit	0.2	0.2	0.2	0.2	0.2	0.2	0.2	0.2	0.2	0.2	0.2	0.2
Indicator value	0	0	0	0	0	0	0	0	0	0	0	0

Licensee Comments:

6/14: In April, there was no data meeting criteria for specific activity

3/14: There was no data meeting the criteria for specific activity in March 2014.

Reactor Coolant System Leakage



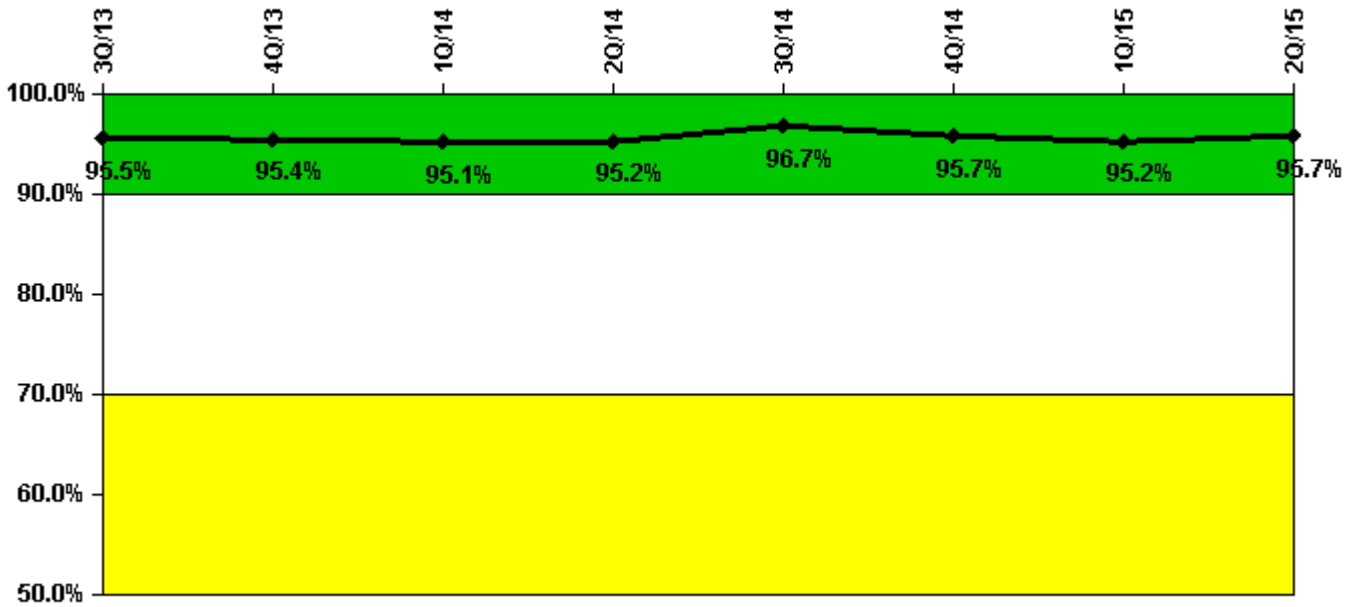
Thresholds: White > 50.0 Yellow > 100.0

Notes

Reactor Coolant System Leakage	7/13	8/13	9/13	10/13	11/13	12/13	1/14	2/14	3/14	4/14	5/14	6/14
Maximum leakage	2.667	2.653	2.757	2.783	2.677	2.633	2.636	2.660	2.637	2.500	2.572	2.599
Technical specification limit	25.0	25.0	25.0	25.0	25.0	25.0	25.0	25.0	25.0	25.0	25.0	25.0
Indicator value	10.7	10.6	11.0	11.1	10.7	10.5	10.5	10.6	10.5	10.0	10.3	10.4
Reactor Coolant System Leakage	7/14	8/14	9/14	10/14	11/14	12/14	1/15	2/15	3/15	4/15	5/15	6/15
Maximum leakage	2.704	2.727	2.611	2.590	2.604	2.644	2.569	2.565	2.586	2.549	2.590	2.607
Technical specification limit	25.0	25.0	25.0	25.0	25.0	25.0	25.0	25.0	25.0	25.0	25.0	25.0
Indicator value	10.8	10.9	10.4	10.4	10.4	10.6	10.3	10.3	10.3	10.2	10.4	10.4

Licensee Comments: none

Drill/Exercise Performance



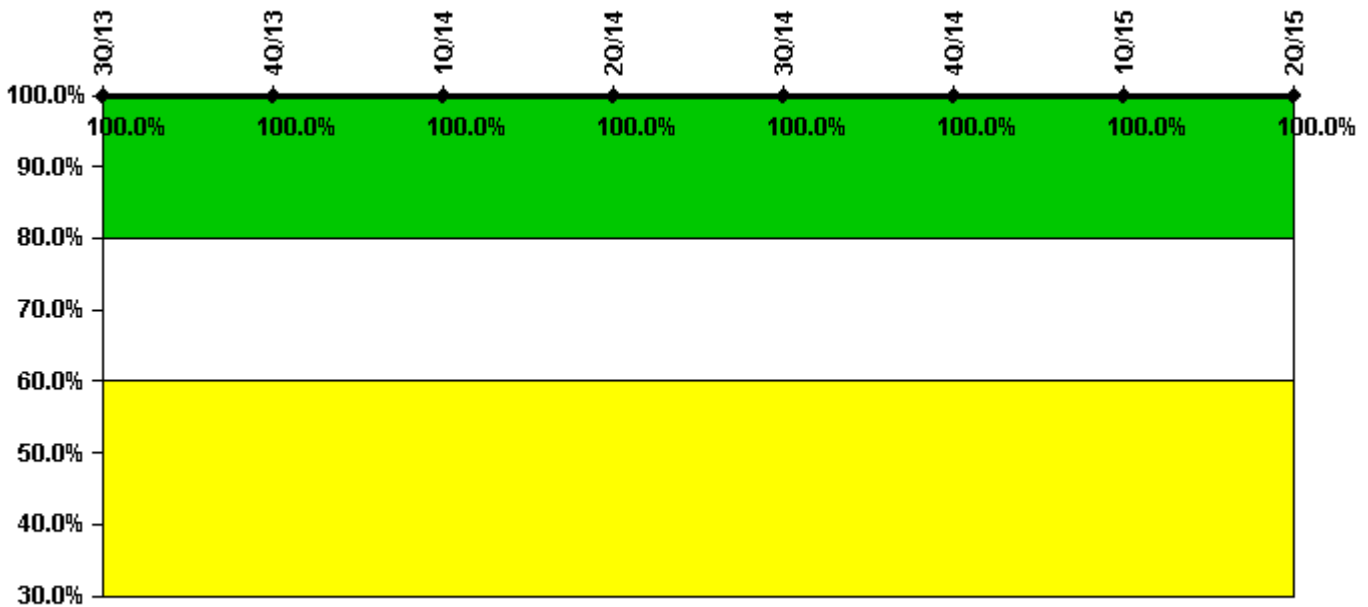
Thresholds: White < 90.0% Yellow < 70.0%

Notes

Drill/Exercise Performance	3Q/13	4Q/13	1Q/14	2Q/14	3Q/14	4Q/14	1Q/15	2Q/15
Successful opportunities	34.0	53.0	34.0	8.0	67.0	50.0	90.0	0
Total opportunities	37.0	54.0	36.0	8.0	67.0	54.0	95.0	0
Indicator value	95.5%	95.4%	95.1%	95.2%	96.7%	95.7%	95.2%	95.7%

Licensee Comments: none

ERO Drill Participation



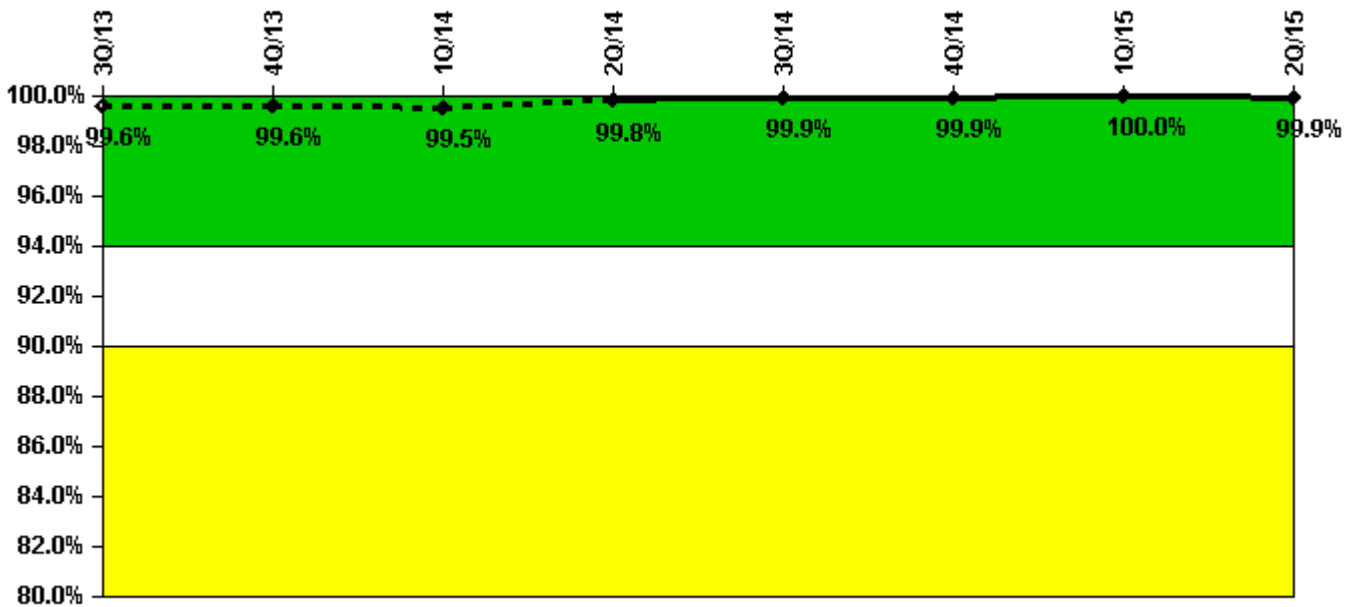
Thresholds: White < 80.0% Yellow < 60.0%

Notes

ERO Drill Participation	3Q/13	4Q/13	1Q/14	2Q/14	3Q/14	4Q/14	1Q/15	2Q/15
Participating Key personnel	82.0	77.0	79.0	84.0	80.0	79.0	80.0	78.0
Total Key personnel	82.0	77.0	79.0	84.0	80.0	79.0	80.0	78.0
Indicator value	100.0%	100.0%	100.0%	100.0%	100.0%	100.0%	100.0%	100.0%

Licensee Comments: none

Alert & Notification System



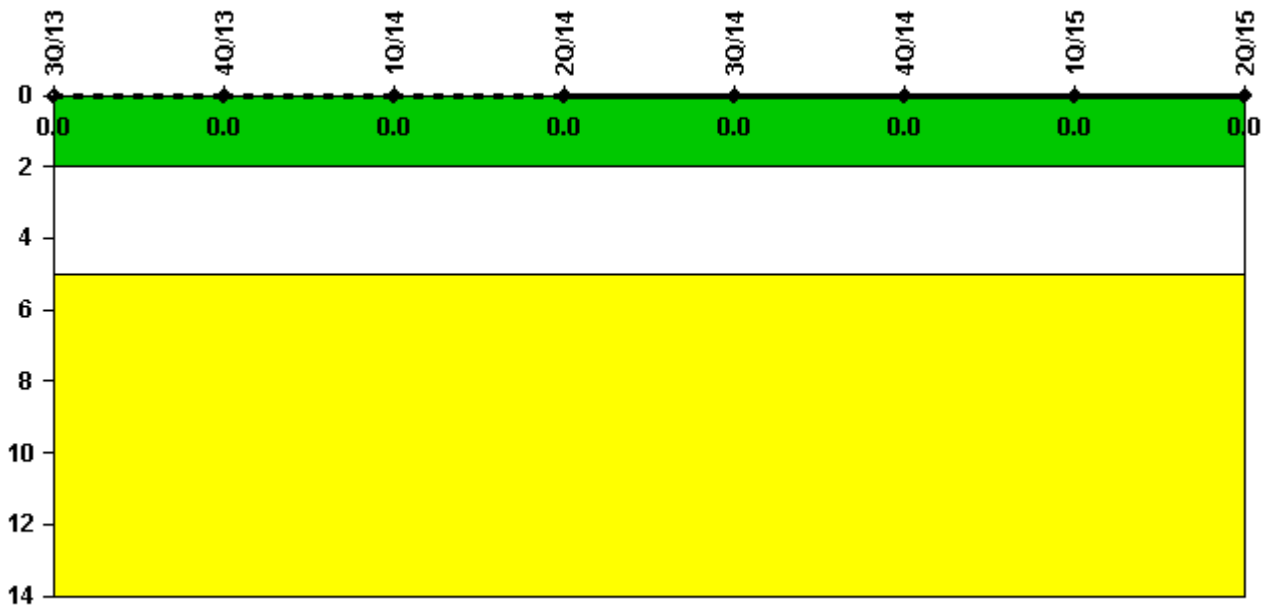
Thresholds: White < 94.0% Yellow < 90.0%

Notes

Alert & Notification System	3Q/13	4Q/13	1Q/14	2Q/14	3Q/14	4Q/14	1Q/15	2Q/15
Successful siren-tests	221	333	221	296	259	296	259	258
Total sirens-tests	222	333	222	296	259	296	259	259
Indicator value	99.6%	99.6%	99.5%	99.8%	99.9%	99.9%	100.0%	99.9%

Licensee Comments: none

Occupational Exposure Control Effectiveness



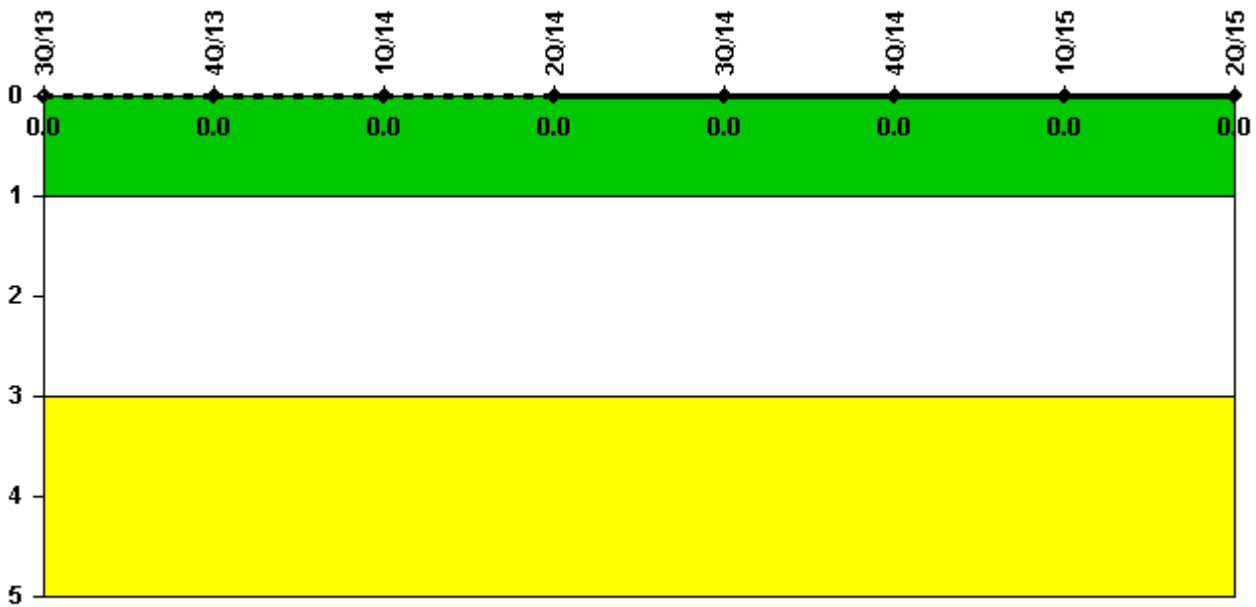
Thresholds: White > 2.0 Yellow > 5.0

Notes

Occupational Exposure Control Effectiveness	3Q/13	4Q/13	1Q/14	2Q/14	3Q/14	4Q/14	1Q/15	2Q/15
High radiation area occurrences	0	0	0	0	0	0	0	0
Very high radiation area occurrences	0	0	0	0	0	0	0	0
Unintended exposure occurrences	0	0	0	0	0	0	0	0
Indicator value	0	0	0	0	0	0	0	0

Licensee Comments: none

RETS/ODCM Radiological Effluent



Thresholds: White > 1.0 Yellow > 3.0

Notes

RETS/ODCM Radiological Effluent	3Q/13	4Q/13	1Q/14	2Q/14	3Q/14	4Q/14	1Q/15	2Q/15
RETS/ODCM occurrences	0	0	0	0	0	0	0	0
Indicator value	0	0	0	0	0	0	0	0

Licensee Comments: none

Although the Security Cornerstone is included in the Reactor Oversight Process assessment program, the Commission has decided that specific information related to findings and performance indicators pertaining to the Security Cornerstone will not be publicly available to ensure that security information is not provided to a possible adversary. Other than the fact that a finding or performance indicator is Green or Greater-Than-Green, security related information will not be displayed on the public web page.

 [Action Matrix Summary](#) | [Inspection Findings Summary](#) | [PI Summary](#) | [Reactor Oversight Process](#)

Last Modified: July 24, 2015