

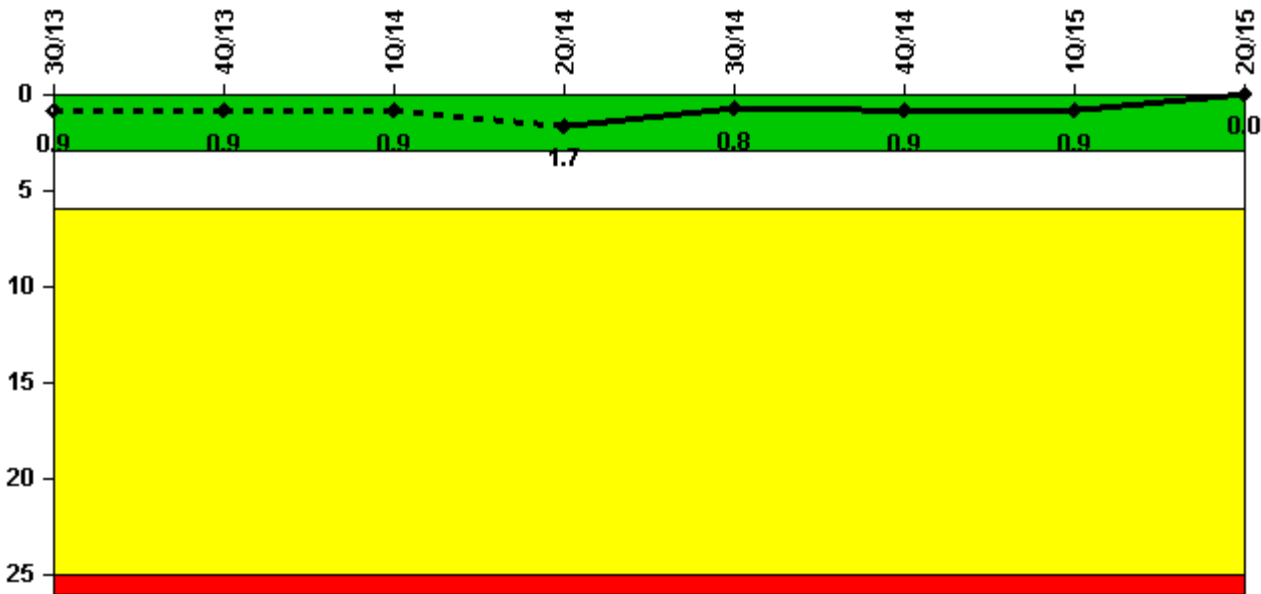
Millstone 3

2Q/2015 Performance Indicators

The solid trend line represents the current reporting period.

Licensee's General Comments: none

Unplanned Scrams per 7000 Critical Hrs



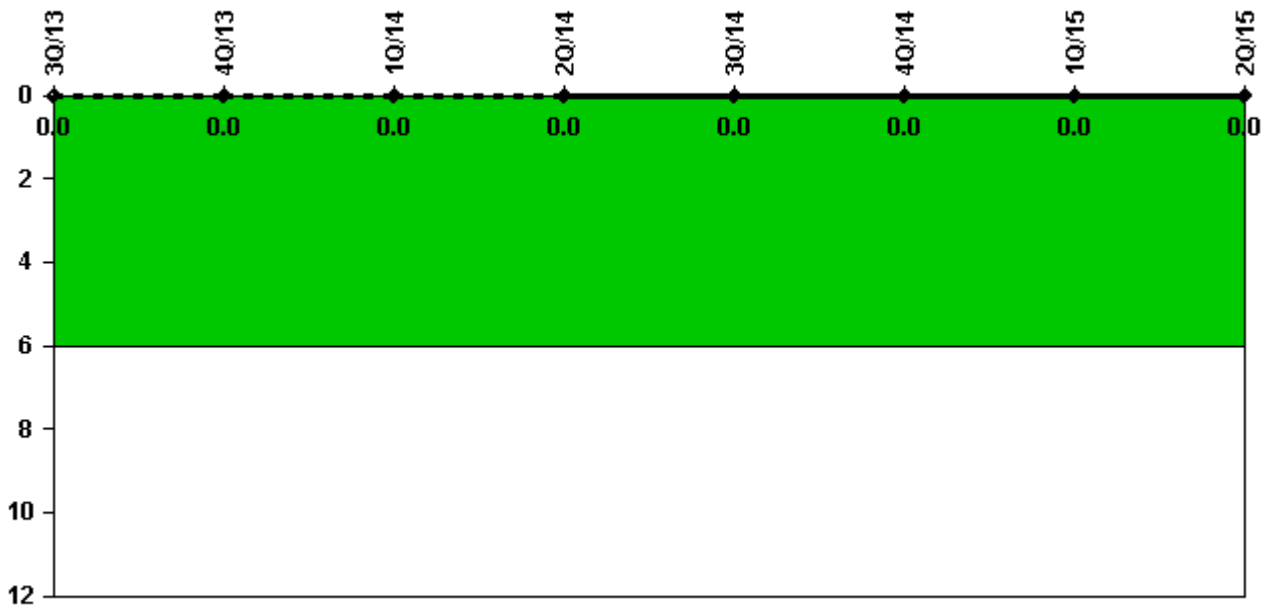
Thresholds: White > 3.0 Yellow > 6.0 Red > 25.0

Notes

Unplanned Scrams per 7000 Critical Hrs	3Q/13	4Q/13	1Q/14	2Q/14	3Q/14	4Q/14	1Q/15	2Q/15
Unplanned scrams	1.0	0	0	1.0	0	0	0	0
Critical hours	2121.1	2209.0	2159.0	1994.9	2208.0	1363.8	2159.0	2184.0
Indicator value	0.9	0.9	0.9	1.7	0.8	0.9	0.9	0

Licensee Comments: none

Unplanned Power Changes per 7000 Critical Hrs



Thresholds: White > 6.0

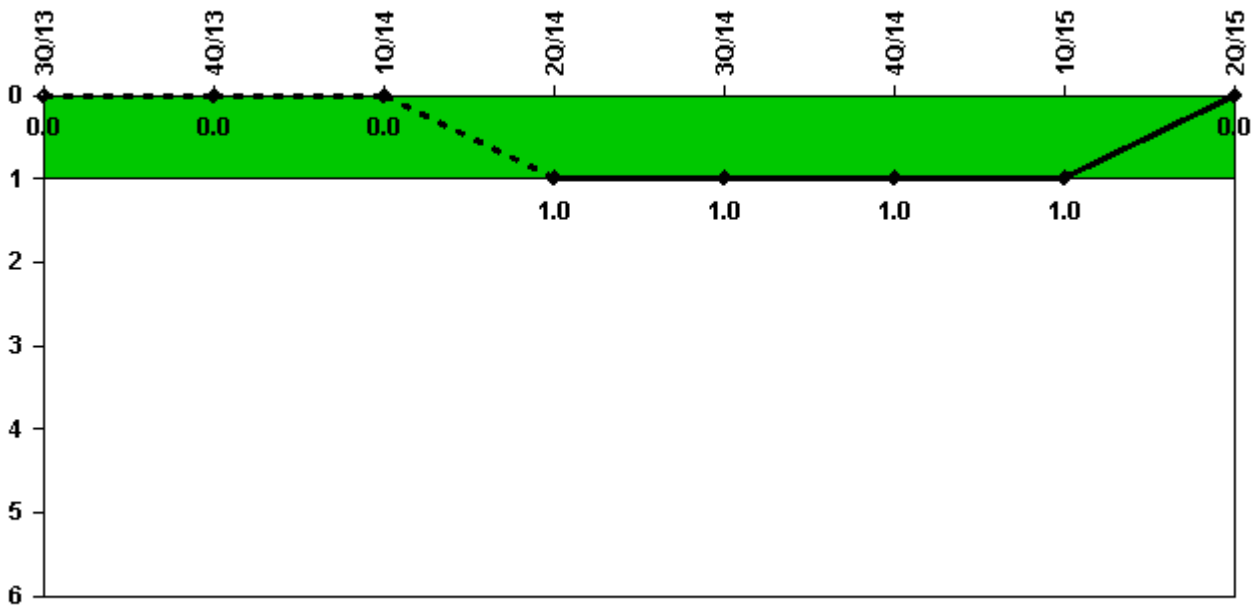
Notes

Unplanned Power Changes per 7000 Critical Hrs	3Q/13	4Q/13	1Q/14	2Q/14	3Q/14	4Q/14	1Q/15	2Q/15
Unplanned power changes	0	0	0	0	0	0	0	0
Critical hours	2121.1	2209.0	2159.0	1994.9	2208.0	1363.8	2159.0	2184.0
Indicator value	0	0	0	0	0	0	0	0

Licensee Comments:

1Q/14: A NOED was submitted by letter SN 14-043 and approved by the NRC. The NOED allowed MPS3 to remain on line during the completion of maintenance activities on the Turbine Driven Auxiliary Feedwater Pump.

Unplanned Scrams with Complications



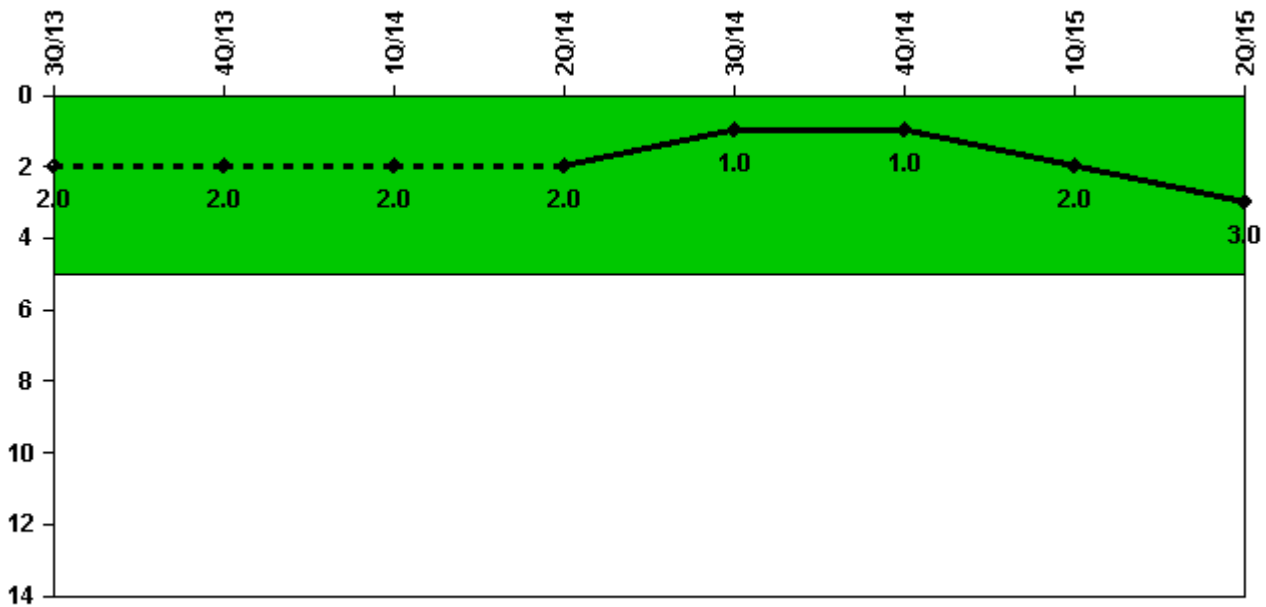
Thresholds: White > 1.0

Notes

Unplanned Scrams with Complications	3Q/13	4Q/13	1Q/14	2Q/14	3Q/14	4Q/14	1Q/15	2Q/15
Scrams with complications	0	0	0	1.0	0	0	0	0
Indicator value	0.0	0.0	0.0	1.0	1.0	1.0	1.0	0.0

Licensee Comments: none

Safety System Functional Failures (PWR)



Thresholds: White > 5.0

Notes

Safety System Functional Failures (PWR)	3Q/13	4Q/13	1Q/14	2Q/14	3Q/14	4Q/14	1Q/15	2Q/15
Safety System Functional Failures	1	0	1	0	0	0	2	1
Indicator value	2	2	2	2	1	1	2	3

Licensee Comments:


2Q/15: LER 2015-001-00, Unlatched Dual Train HELB Door Results in Potential Loss of Safety Function

1Q/15: LER 2014-004-00, Unlatched Dual Train HELB Door Results in Potential Loss of Safety Function.

1Q/14: MPS 3 LER 2013-009-00, Secondary Containment Boundary Breach Could Have Prevented Safety Function

3Q/13: LER-2013-005-00 - Loss of Containment Integrity Due to Failed Airlock

Mitigating Systems Performance Index, Emergency AC Power System



Thresholds: White > 1.00E-6 Yellow > 1.00E-5 Red > 1.00E-4

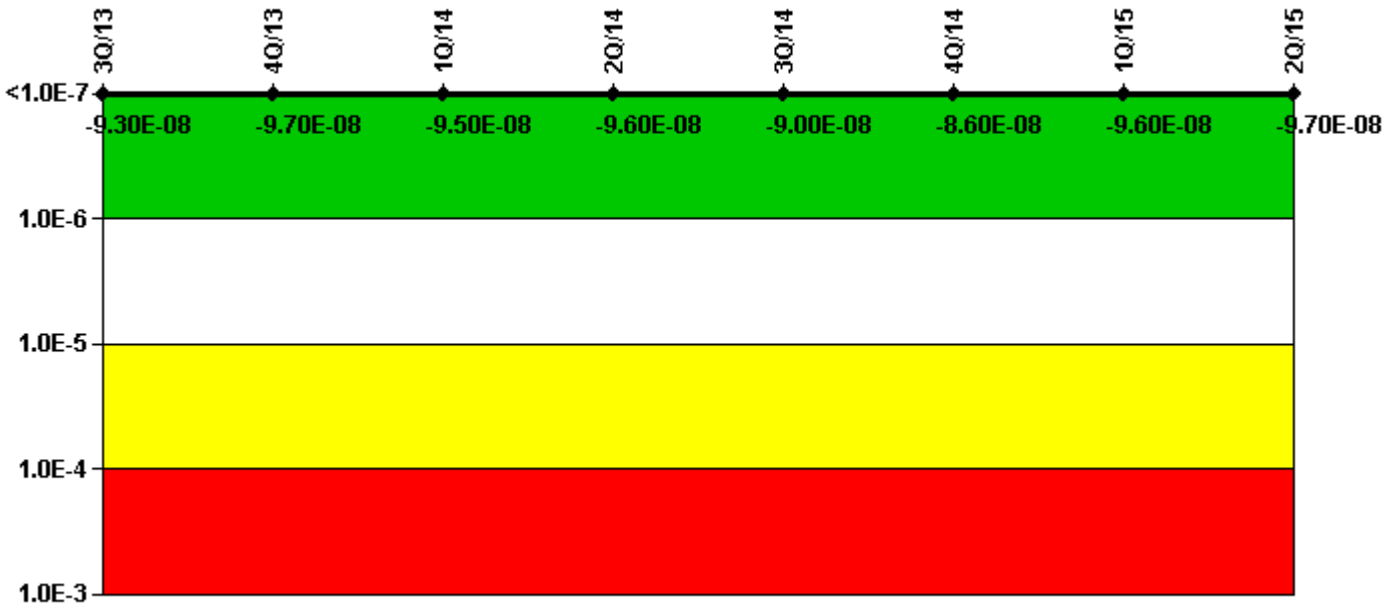
Notes

Mitigating Systems Performance Index, Emergency AC Power System	3Q/13	4Q/13	1Q/14	2Q/14	3Q/14	4Q/14	1Q/15	2Q/15
UAI (Δ CDF)	3.33E-08	6.22E-08	6.43E-08	4.84E-08	-4.59E-09	-3.06E-08	-3.06E-08	-3.06E-08
URI (Δ CDF)	-2.15E-07	-2.09E-07	-2.07E-07	-2.10E-07	-2.09E-07	-2.03E-07	-2.00E-07	-1.91E-07
PLE	NO	NO	NO	NO	NO	NO	NO	NO
Indicator value	-1.80E-07	-1.50E-07	-1.40E-07	-1.60E-07	-2.10E-07	-2.30E-07	-2.30E-07	-2.20E-07

Licensee Comments:

4Q/14: Basis document updated in 4th quarter to update PRA values. No change to calculated MSPI.

Mitigating Systems Performance Index, High Pressure Injection System



Thresholds: White > 1.00E-6 Yellow > 1.00E-5 Red > 1.00E-4

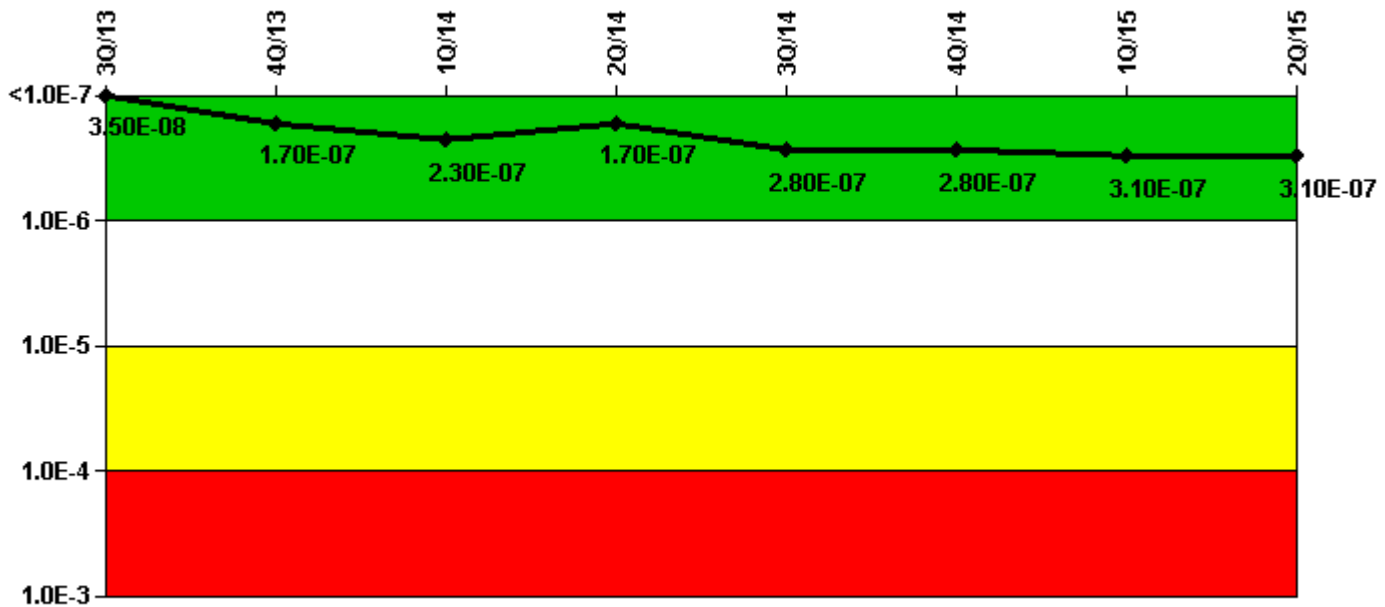
Notes

Mitigating Systems Performance Index, High Pressure Injection System	3Q/13	4Q/13	1Q/14	2Q/14	3Q/14	4Q/14	1Q/15	2Q/15
UAI (Δ CDF)	1.12E-08	6.63E-09	8.94E-09	8.75E-09	1.43E-08	1.87E-08	1.35E-08	1.28E-08
URI (Δ CDF)	-1.04E-07	-1.04E-07	-1.04E-07	-1.04E-07	-1.04E-07	-1.04E-07	-1.10E-07	-1.10E-07
PLE	NO	NO	NO	NO	NO	NO	NO	NO
Indicator value	-9.30E-08	-9.70E-08	-9.50E-08	-9.60E-08	-9.00E-08	-8.60E-08	-9.60E-08	-9.70E-08

Licensee Comments:

4Q/14: Basis document updated in 4th quarter to update PRA values. No change to calculated MSPI.

Mitigating Systems Performance Index, Heat Removal System



Thresholds: White > 1.00E-6 Yellow > 1.00E-5 Red > 1.00E-4

Notes

Mitigating Systems Performance Index, Heat Removal System	3Q/13	4Q/13	1Q/14	2Q/14	3Q/14	4Q/14	1Q/15	2Q/15
UAI (Δ CDF)	-5.57E-09	2.28E-08	5.24E-08	5.26E-08	7.85E-08	7.83E-08	7.34E-08	7.41E-08
URI (Δ CDF)	4.04E-08	1.45E-07	1.73E-07	1.20E-07	2.05E-07	2.03E-07	2.37E-07	2.37E-07
PLE	NO	NO	NO	NO	NO	NO	NO	NO
Indicator value	3.50E-08	1.70E-07	2.30E-07	1.70E-07	2.80E-07	2.80E-07	3.10E-07	3.10E-07


Licensee Comments:

4Q/14: Basis document updated in 4th quarter to update PRA values. No change to calculated MSPI. The open issue for the turbine driven auxiliary feedwater pump identified in July 2014 was determined to be a failure.

3Q/14: A condition report was written on the turbine driven Auxiliary Feedwater pump in July 2014. This condition report is under review. If the event is determined to be a failure the 3rd quarter values will be updated in the 4th quarter.

3Q/14: A condition report was written on the turbine driven Auxiliary Feedwater pump in July 2014. This condition report is under review. If the event is determined to be a failure the 3rd quarter values will be updated in the 4th quarter.

Mitigating Systems Performance Index, Residual Heat Removal System



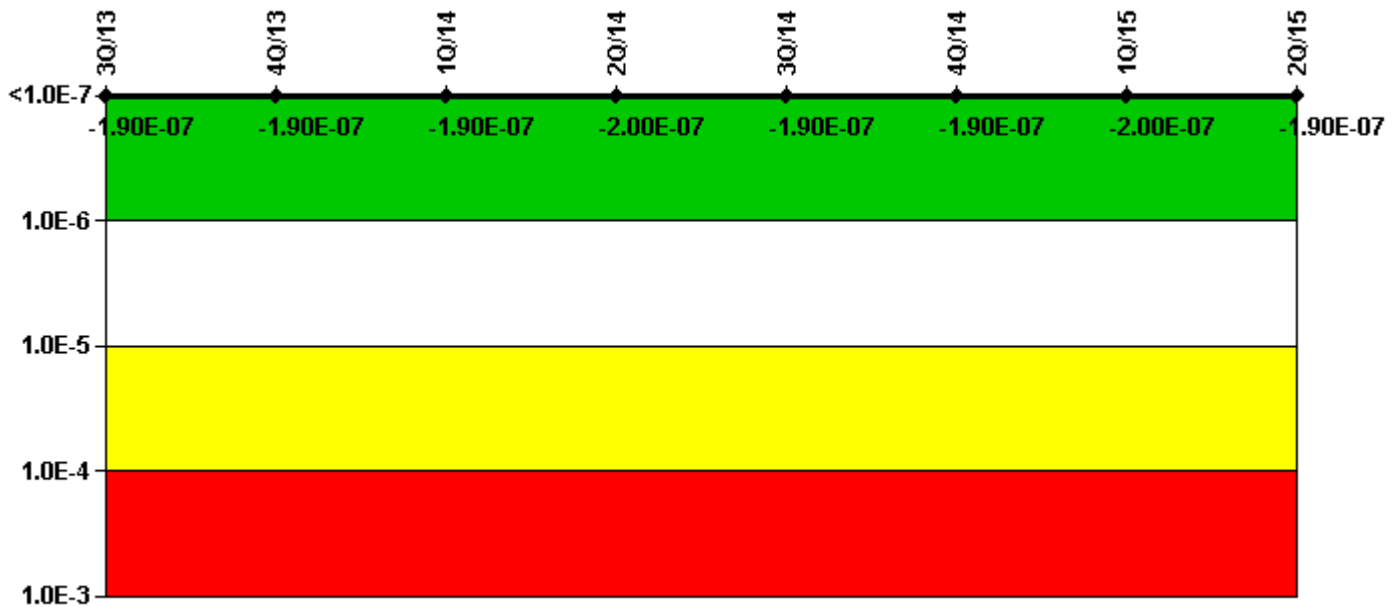
Thresholds: White > 1.00E-6 Yellow > 1.00E-5 Red > 1.00E-4

Notes

Mitigating Systems Performance Index, Residual Heat Removal System	3Q/13	4Q/13	1Q/14	2Q/14	3Q/14	4Q/14	1Q/15	2Q/15
UAI (Δ CDF)	4.05E-08	1.24E-08	7.81E-09	1.40E-08	-1.11E-08	-1.13E-08	-1.30E-08	-1.30E-08
URI (Δ CDF)	-3.46E-08	-3.38E-08	-3.38E-08	-3.40E-08	-3.33E-08	-3.45E-08	-3.29E-08	-3.31E-08
PLE	NO	NO	NO	NO	NO	NO	NO	NO
Indicator value	5.90E-09	-2.10E-08	-2.60E-08	-2.00E-08	-4.40E-08	-4.60E-08	-4.60E-08	-4.60E-08

Licensee Comments: none

Mitigating Systems Performance Index, Cooling Water Systems



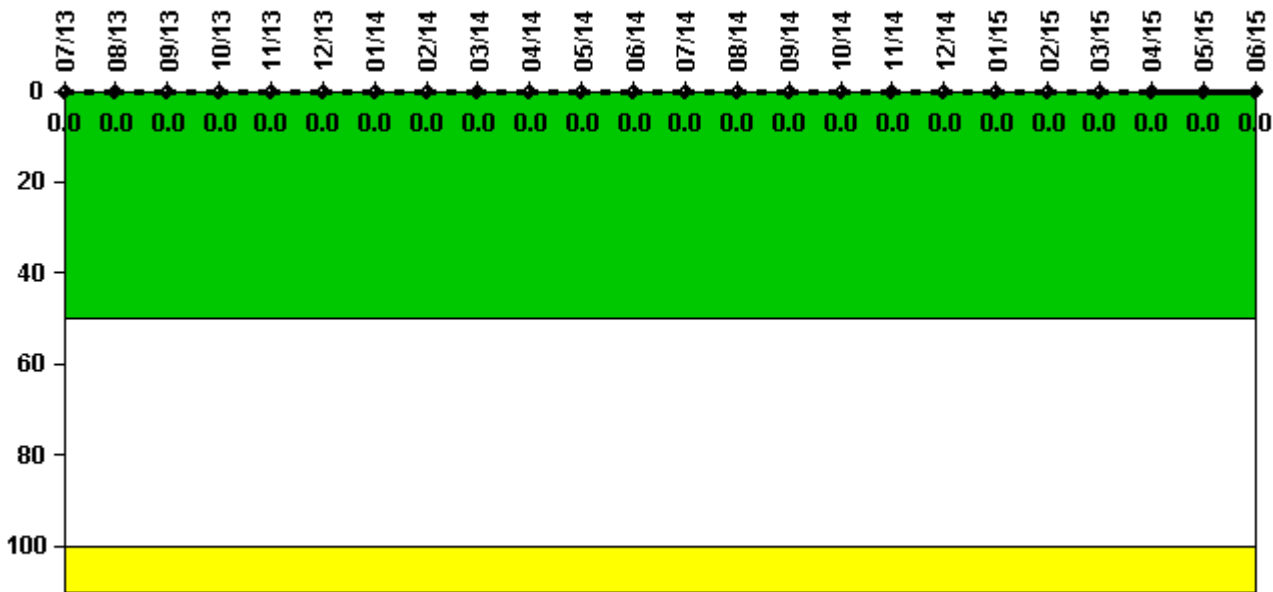
Thresholds: White > 1.00E-6 Yellow > 1.00E-5 Red > 1.00E-4

Notes

Mitigating Systems Performance Index, Cooling Water Systems	3Q/13	4Q/13	1Q/14	2Q/14	3Q/14	4Q/14	1Q/15	2Q/15
UAI (Δ CDF)	-1.64E-07	-1.65E-07	-1.65E-07	-1.65E-07	-1.62E-07	-1.64E-07	-1.65E-07	-1.64E-07
URI (Δ CDF)	-3.00E-08	-3.00E-08	-3.00E-08	-3.01E-08	-3.01E-08	-3.01E-08	-3.01E-08	-3.01E-08
PLE	NO	NO	NO	NO	NO	NO	NO	NO
Indicator value	-1.90E-07	-1.90E-07	-1.90E-07	-2.00E-07	-1.90E-07	-1.90E-07	-2.00E-07	-1.90E-07

Licensee Comments: none

Reactor Coolant System Activity



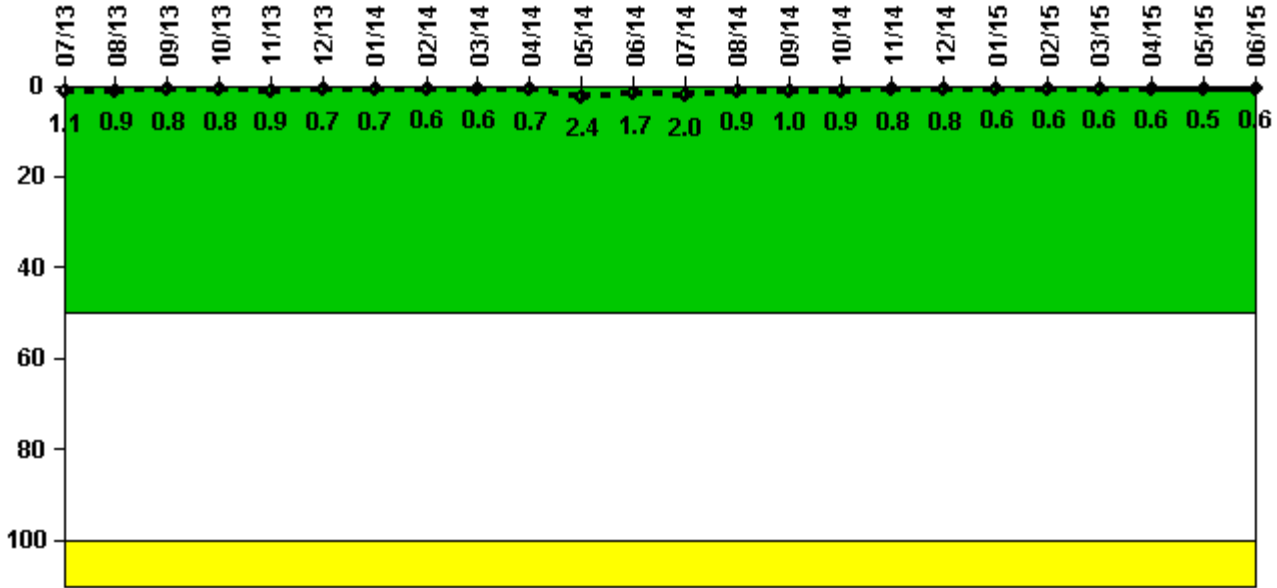
Thresholds: White > 50.0 Yellow > 100.0

Notes

Reactor Coolant System Activity	7/13	8/13	9/13	10/13	11/13	12/13	1/14	2/14	3/14	4/14	5/14	6/14
Maximum activity	0.000095	0.000095	0.000113	0.000113	0.000113	0.000124	0.000119	0.000128	0.000128	0.000148	0.000134	0.000138
Technical specification limit	1.0	1.0	1.0	1.0	1.0	1.0	1.0	1.0	1.0	1.0	1.0	1.0
Indicator value	0	0	0	0	0	0	0	0	0	0	0	0
Reactor Coolant System Activity	7/14	8/14	9/14	10/14	11/14	12/14	1/15	2/15	3/15	4/15	5/15	6/15
Maximum activity	0.000162	0.000186	0.000191	0.000176	0.000041	0.000084	0.000104	0.000084	0.000077	0.000100	0.000090	0.000089
Technical specification limit	1.0	1.0	1.0	1.0	1.0	1.0	1.0	1.0	1.0	1.0	1.0	1.0
Indicator value	0	0	0	0	0	0	0	0	0	0	0	0

Licensee Comments: none

Reactor Coolant System Leakage



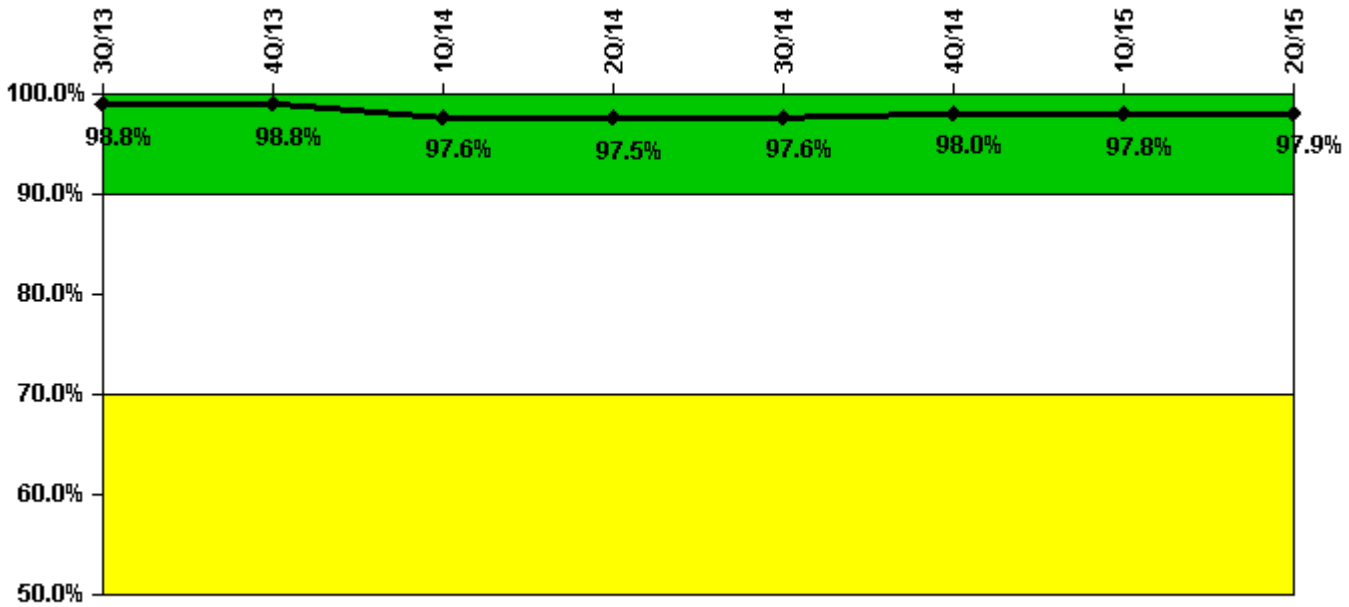
Thresholds: White > 50.0 Yellow > 100.0

Notes

Reactor Coolant System Leakage	7/13	8/13	9/13	10/13	11/13	12/13	1/14	2/14	3/14	4/14	5/14	6/14
Maximum leakage	0.106	0.087	0.077	0.084	0.088	0.073	0.074	0.064	0.061	0.070	0.236	0.174
Technical specification limit	10.0	10.0	10.0	10.0	10.0	10.0	10.0	10.0	10.0	10.0	10.0	10.0
Indicator value	1.1	0.9	0.8	0.8	0.9	0.7	0.7	0.6	0.6	0.7	2.4	1.7
Reactor Coolant System Leakage	7/14	8/14	9/14	10/14	11/14	12/14	1/15	2/15	3/15	4/15	5/15	6/15
Maximum leakage	0.199	0.086	0.095	0.085	0.076	0.078	0.061	0.063	0.055	0.055	0.054	0.057
Technical specification limit	10.0	10.0	10.0	10.0	10.0	10.0	10.0	10.0	10.0	10.0	10.0	10.0
Indicator value	2.0	0.9	1.0	0.9	0.8	0.8	0.6	0.6	0.6	0.6	0.5	0.6

Licensee Comments: none

Drill/Exercise Performance



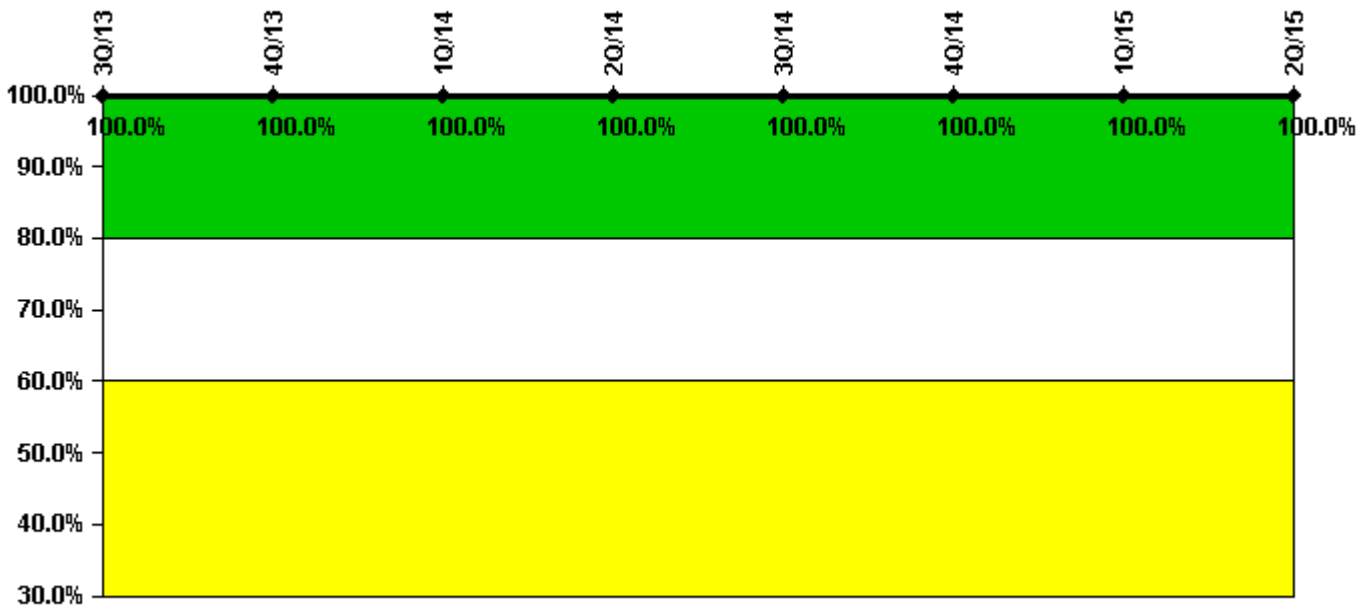
Thresholds: White < 90.0% Yellow < 70.0%

Notes

Drill/Exercise Performance	3Q/13	4Q/13	1Q/14	2Q/14	3Q/14	4Q/14	1Q/15	2Q/15
Successful opportunities	20.0	26.0	28.0	25.0	27.0	6.0	23.0	36.0
Total opportunities	21.0	26.0	31.0	25.0	27.0	6.0	23.0	36.0
Indicator value	98.8%	98.8%	97.6%	97.5%	97.6%	98.0%	97.8%	97.9%

Licensee Comments: none

ERO Drill Participation



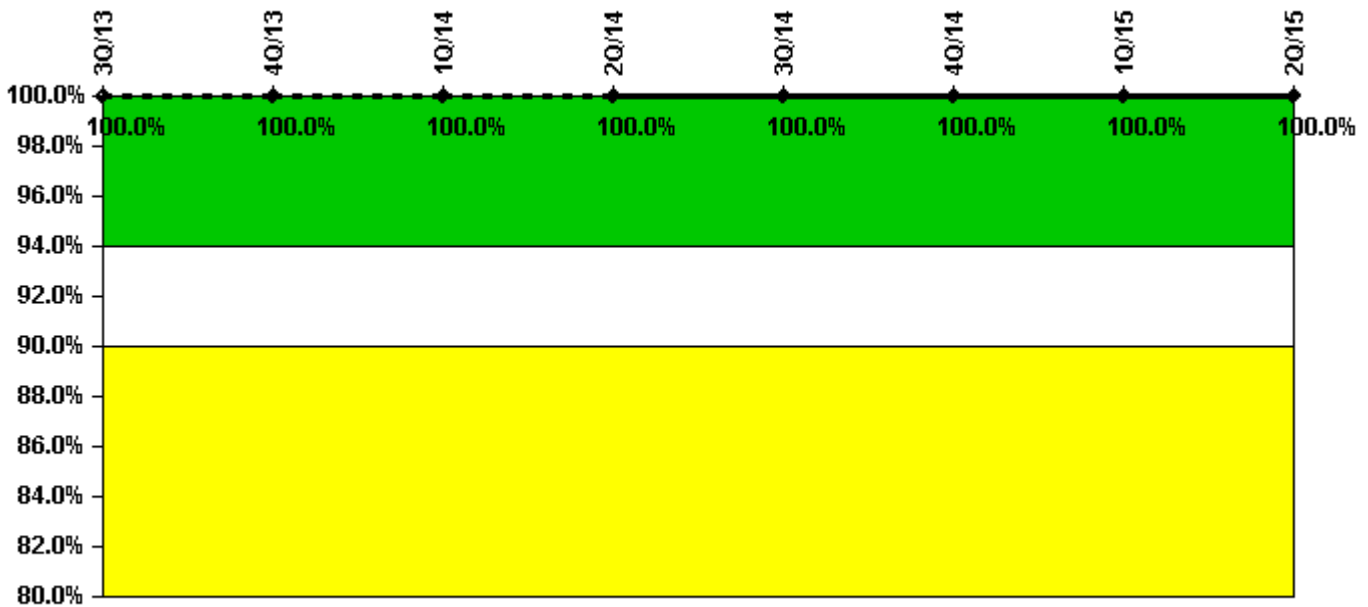
Thresholds: White < 80.0% Yellow < 60.0%

Notes

ERO Drill Participation	3Q/13	4Q/13	1Q/14	2Q/14	3Q/14	4Q/14	1Q/15	2Q/15
Participating Key personnel	132.0	132.0	132.0	130.0	128.0	126.0	127.0	123.0
Total Key personnel	132.0	132.0	132.0	130.0	128.0	126.0	127.0	123.0
Indicator value	100.0%	100.0%	100.0%	100.0%	100.0%	100.0%	100.0%	100.0%

Licensee Comments: none

Alert & Notification System



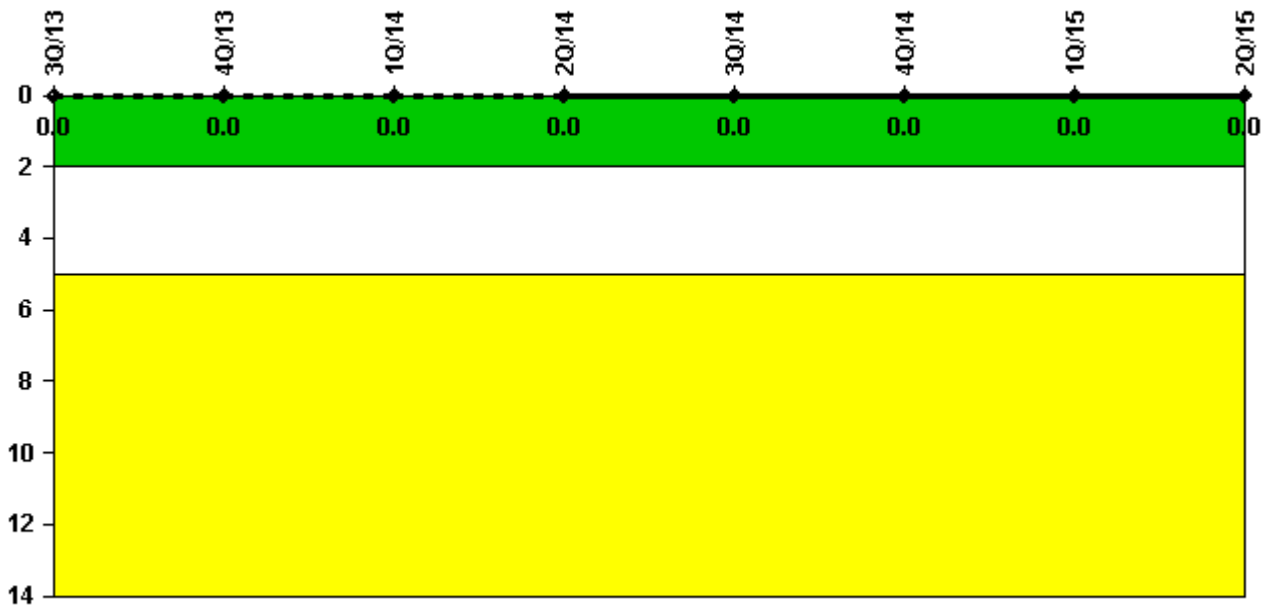
Thresholds: White < 94.0% Yellow < 90.0%

Notes

Alert & Notification System	3Q/13	4Q/13	1Q/14	2Q/14	3Q/14	4Q/14	1Q/15	2Q/15
Successful siren-tests	474	553	474	553	474	553	474	553
Total sirens-tests	474	553	474	553	474	553	474	553
Indicator value	100.0%	100.0%	100.0%	100.0%	100.0%	100.0%	100.0%	100.0%

Licensee Comments: none

Occupational Exposure Control Effectiveness



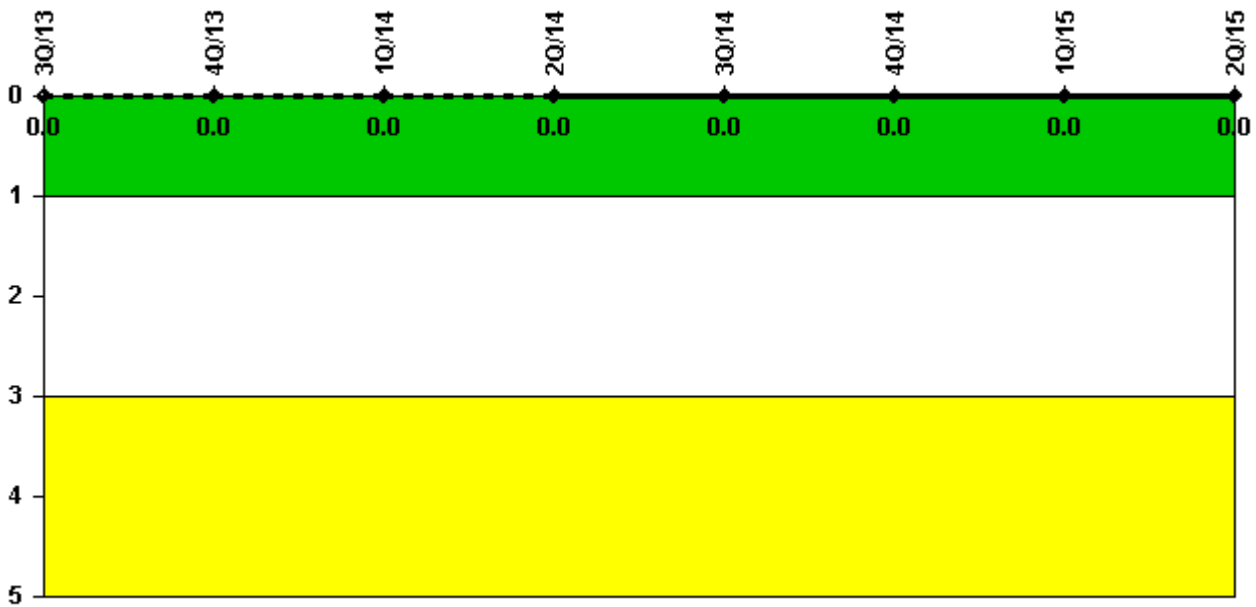
Thresholds: White > 2.0 Yellow > 5.0

Notes

Occupational Exposure Control Effectiveness	3Q/13	4Q/13	1Q/14	2Q/14	3Q/14	4Q/14	1Q/15	2Q/15
High radiation area occurrences	0	0	0	0	0	0	0	0
Very high radiation area occurrences	0	0	0	0	0	0	0	0
Unintended exposure occurrences	0	0	0	0	0	0	0	0
Indicator value	0	0	0	0	0	0	0	0

Licensee Comments: none

RETS/ODCM Radiological Effluent



Thresholds: White > 1.0 Yellow > 3.0

Notes

RETS/ODCM Radiological Effluent	3Q/13	4Q/13	1Q/14	2Q/14	3Q/14	4Q/14	1Q/15	2Q/15
RETS/ODCM occurrences	0	0	0	0	0	0	0	0
Indicator value	0	0	0	0	0	0	0	0

Licensee Comments: none

Although the Security Cornerstone is included in the Reactor Oversight Process assessment program, the Commission has decided that specific information related to findings and performance indicators pertaining to the Security Cornerstone will not be publicly available to ensure that security information is not provided to a possible adversary. Other than the fact that a finding or performance indicator is Green or Greater-Than-Green, security related information will not be displayed on the public web page.

▲ [Action Matrix Summary](#) | [Inspection Findings Summary](#) | [PI Summary](#) | [Reactor Oversight Process](#)

Last Modified: July 24, 2015