

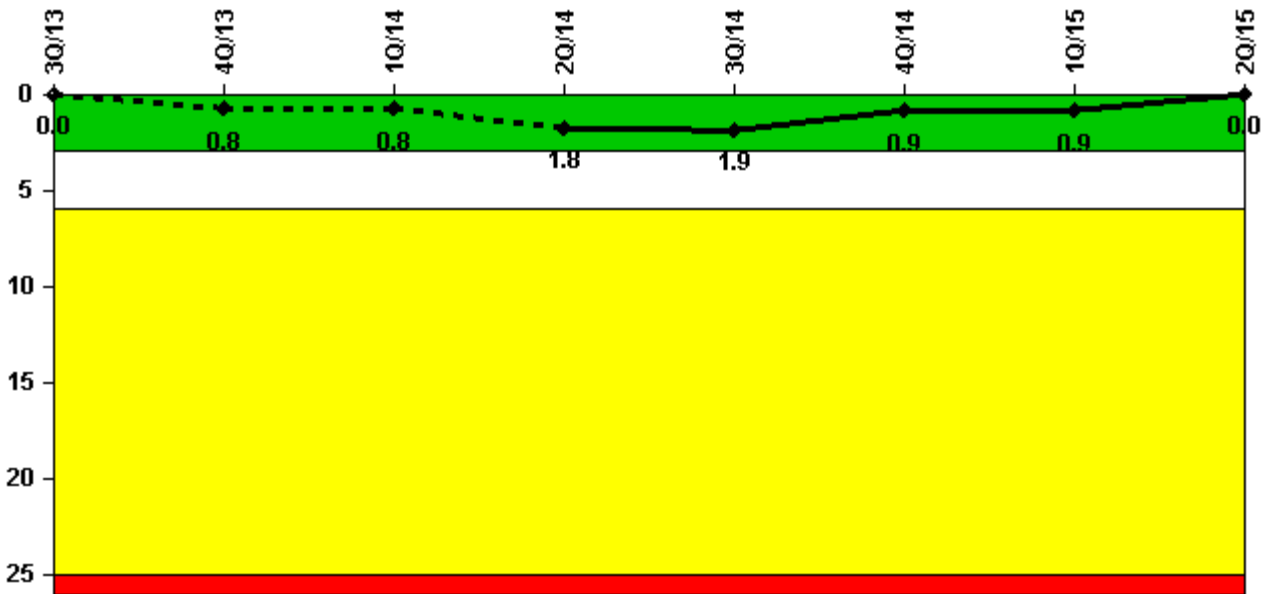
## Millstone 2

### 2Q/2015 Performance Indicators

The solid trend line represents the current reporting period.

Licensee's General Comments: none

#### Unplanned Scrams per 7000 Critical Hrs



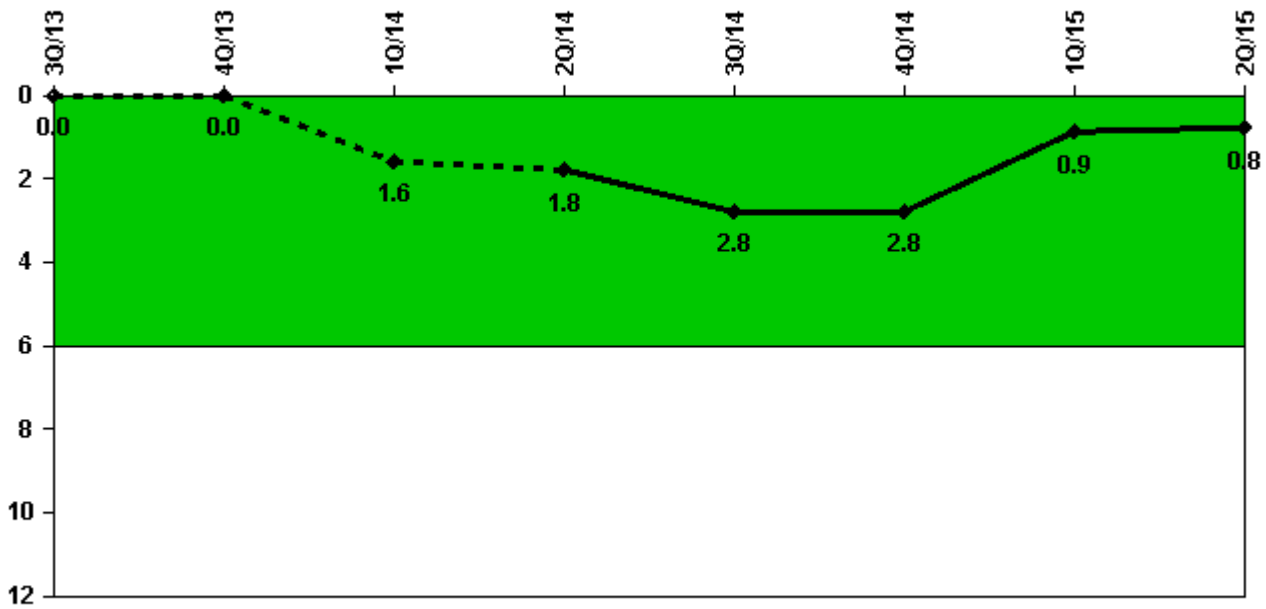
Thresholds: White > 3.0 Yellow > 6.0 Red > 25.0

#### Notes

Unplanned Scrams per 7000 Critical Hrs	3Q/13	4Q/13	1Q/14	2Q/14	3Q/14	4Q/14	1Q/15	2Q/15
Unplanned scrams	0	1.0	0	1.0	0	0	0	0
Critical hours	2208.0	2170.4	2122.6	1138.4	2130.4	2209.0	2159.0	2184.0
<b>Indicator value</b>	<b>0</b>	<b>0.8</b>	<b>0.8</b>	<b>1.8</b>	<b>1.9</b>	<b>0.9</b>	<b>0.9</b>	<b>0</b>

Licensee Comments: none

### Unplanned Power Changes per 7000 Critical Hrs



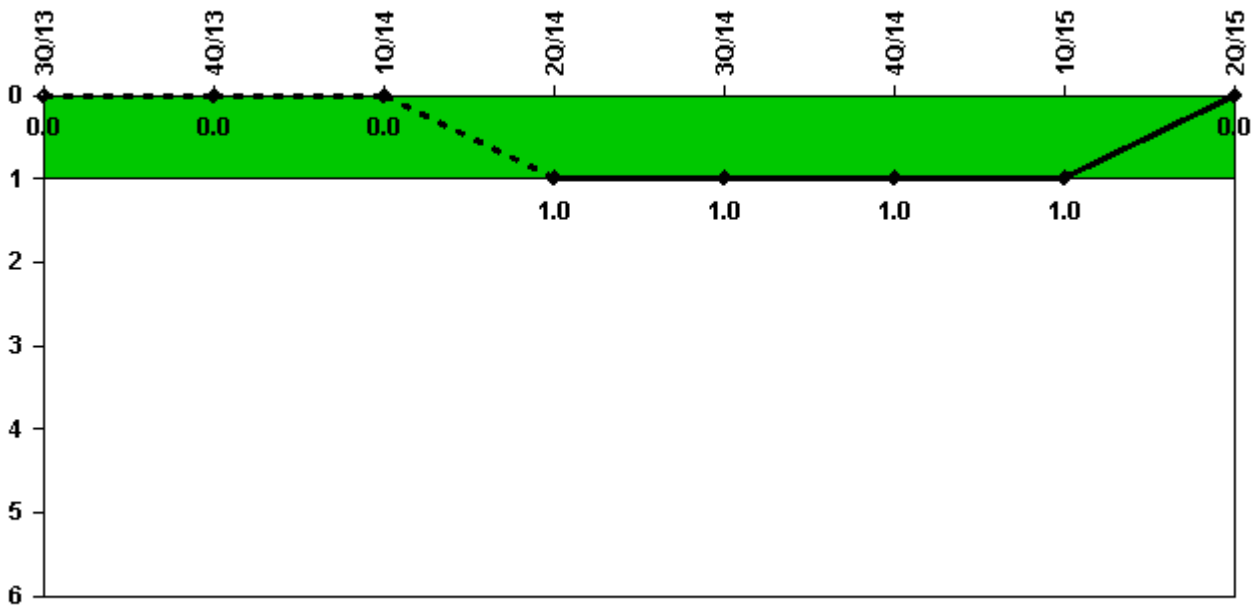
Thresholds: White > 6.0

#### Notes

Unplanned Power Changes per 7000 Critical Hrs	3Q/13	4Q/13	1Q/14	2Q/14	3Q/14	4Q/14	1Q/15	2Q/15
Unplanned power changes	0	0	2.0	0	1.0	0	0	0
Critical hours	2208.0	2170.4	2122.6	1138.4	2130.4	2209.0	2159.0	2184.0
<b>Indicator value</b>	<b>0</b>	<b>0</b>	<b>1.6</b>	<b>1.8</b>	<b>2.8</b>	<b>2.8</b>	<b>0.9</b>	<b>0.8</b>

Licensee Comments: none

### Unplanned Scrams with Complications



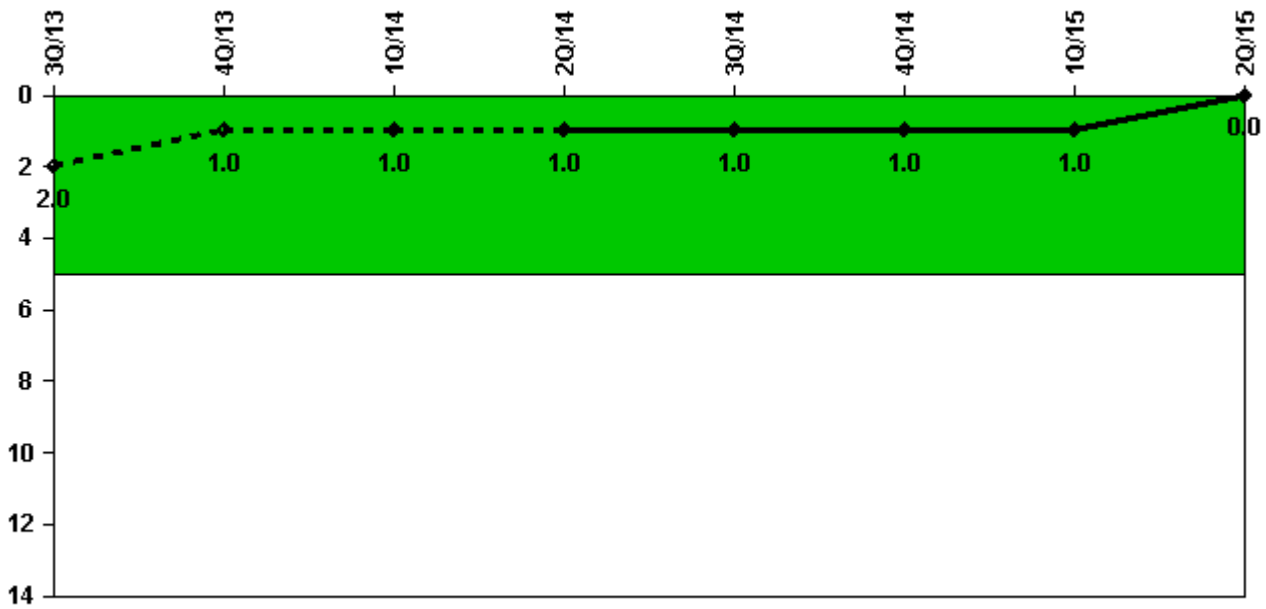
Thresholds: White > 1.0

#### Notes

Unplanned Scrams with Complications	3Q/13	4Q/13	1Q/14	2Q/14	3Q/14	4Q/14	1Q/15	2Q/15
Scrams with complications	0	0	0	1.0	0	0	0	0
<b>Indicator value</b>	<b>0.0</b>	<b>0.0</b>	<b>0.0</b>	<b>1.0</b>	<b>1.0</b>	<b>1.0</b>	<b>1.0</b>	<b>0.0</b>

Licensee Comments: none

### Safety System Functional Failures (PWR)



Thresholds: White > 5.0

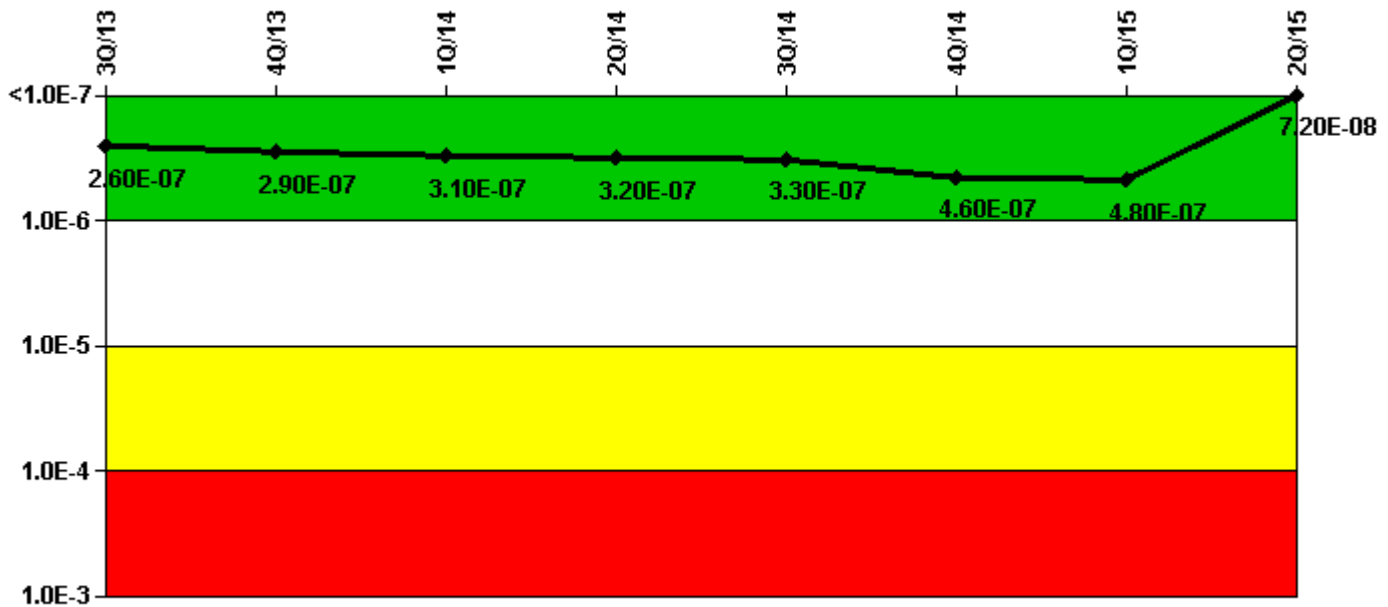
#### Notes

Safety System Functional Failures (PWR)	3Q/13	4Q/13	1Q/14	2Q/14	3Q/14	4Q/14	1Q/15	2Q/15
Safety System Functional Failures	0	0	0	1	0	0	0	0
<b>Indicator value</b>	<b>2</b>	<b>1</b>	<b>1</b>	<b>1</b>	<b>1</b>	<b>1</b>	<b>1</b>	<b>0</b>

Licensee Comments:

2Q/14: LER 2014-003-00, Loss of Safety Function Due to Inoperable Enclosure Building

### Mitigating Systems Performance Index, Emergency AC Power System



Thresholds: White > 1.00E-6 Yellow > 1.00E-5 Red > 1.00E-4

#### Notes

Mitigating Systems Performance Index, Emergency AC Power System	3Q/13	4Q/13	1Q/14	2Q/14	3Q/14	4Q/14	1Q/15	2Q/15
UAI (ΔCDF)	1.59E-08	1.92E-08	3.19E-08	2.68E-08	2.49E-08	4.51E-08	4.84E-08	2.46E-08
URI (ΔCDF)	2.48E-07	2.68E-07	2.80E-07	2.90E-07	3.05E-07	4.18E-07	4.30E-07	4.72E-08
PLE	NO	NO	NO	NO	NO	NO	NO	NO
Indicator value	2.60E-07	2.90E-07	3.10E-07	3.20E-07	3.30E-07	4.60E-07	4.80E-07	7.20E-08

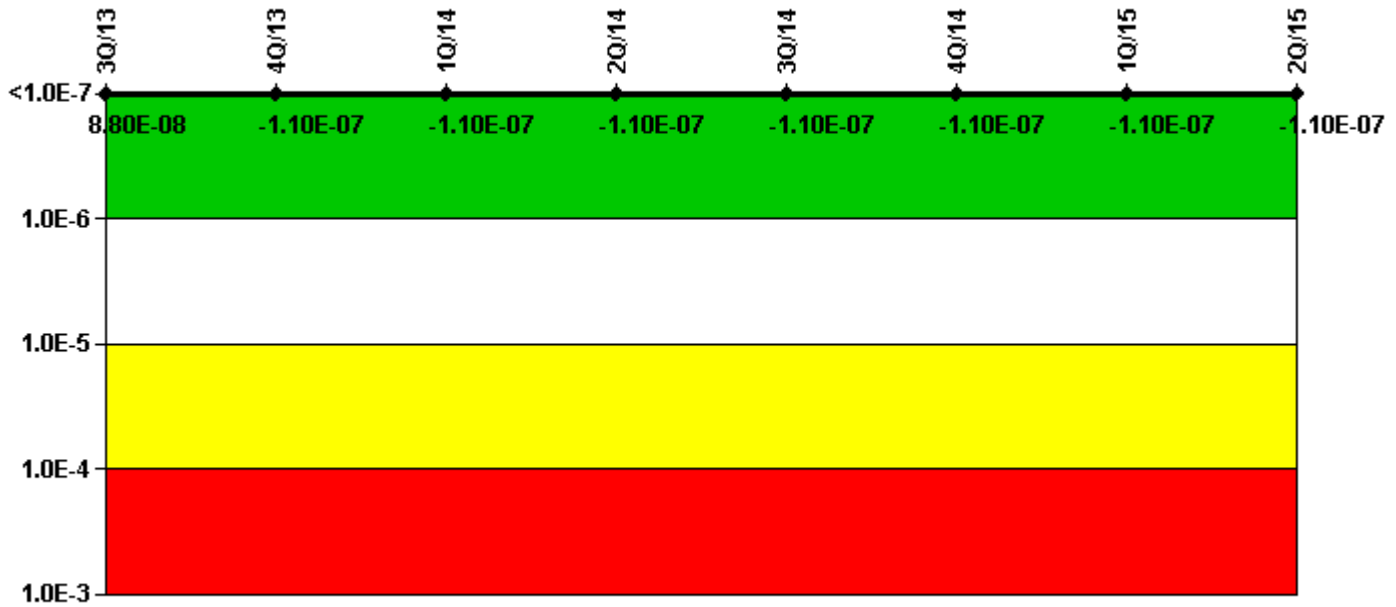
#### Licensee Comments:

4Q/14: Changed PRA Parameter(s). Updated the 'B' baseline unavailability effective for the 4th quarter, to remove one overhaul due to only one overhaul being performed in the 3 year period. This is consistent with assumptions in the Basis Document.

3Q/14: Updated the 'B' baseline unavailability to remove one overhaul due to only one overhaul being performed in the 3 year period. This is consistent with assumptions in the Basis Document.

3Q/13: PRA parameters were updated in the 2nd quarter 2013 based on a model revision issued in the 1st quarter 2013. No changes to the threshold occurred.

### Mitigating Systems Performance Index, High Pressure Injection System



Thresholds: White > 1.00E-6 Yellow > 1.00E-5 Red > 1.00E-4


#### Notes

Mitigating Systems Performance Index, High Pressure Injection System	3Q/13	4Q/13	1Q/14	2Q/14	3Q/14	4Q/14	1Q/15	2Q/15
UAI ( $\Delta$ CDF)	-6.39E-08	-6.30E-08	-6.40E-08	-6.40E-08	-6.40E-08	-6.40E-08	-6.40E-08	-6.40E-08
URI ( $\Delta$ CDF)	1.52E-07	-4.65E-08	-4.65E-08	-4.38E-08	-4.32E-08	-4.21E-08	-4.15E-08	-4.15E-08
PLE	NO	NO	NO	NO	NO	NO	NO	NO
Indicator value	8.80E-08	-1.10E-07	-1.10E-07	-1.10E-07	-1.10E-07	-1.10E-07	-1.10E-07	-1.10E-07

Licensee Comments:

3Q/13: PRA parameters were updated in the 2nd quarter 2013 based on a model revision issued in the 1st quarter 2013. No changes to the threshold occurred.

## Mitigating Systems Performance Index, Heat Removal System



Thresholds: White > 1.00E-6 Yellow > 1.00E-5 Red > 1.00E-4

### Notes

Mitigating Systems Performance Index, Heat Removal System	3Q/13	4Q/13	1Q/14	2Q/14	3Q/14	4Q/14	1Q/15	2Q/15
UAI ( $\Delta$ CDF)	-9.83E-08	-9.84E-08	-9.82E-08	-6.75E-08	-5.67E-08	-5.65E-08	-8.57E-08	-8.56E-08
URI ( $\Delta$ CDF)	-1.53E-07	-1.49E-07	-1.49E-07	-1.53E-07	-1.52E-07	-1.51E-07	-1.51E-07	-1.51E-07
PLE	NO	NO	NO	NO	NO	NO	NO	NO
Indicator value	-2.50E-07	-2.50E-07	-2.50E-07	-2.20E-07	-2.10E-07	-2.10E-07	-2.40E-07	-2.40E-07

### Licensee Comments:

2Q/14: A condition report on the B motor driven Auxiliary Feedwater pump was written in April 2014. This condition report is under review. If this event is determined to be a failure the 2nd quarter values will be updated in the 3rd quarter.

3Q/13: PRA parameters were updated in the 2nd quarter 2013 based on a model revision issued in the 1st quarter 2013. No changes to the threshold occurred.

### Mitigating Systems Performance Index, Residual Heat Removal System



Thresholds: White > 1.00E-6 Yellow > 1.00E-5 Red > 1.00E-4

#### Notes

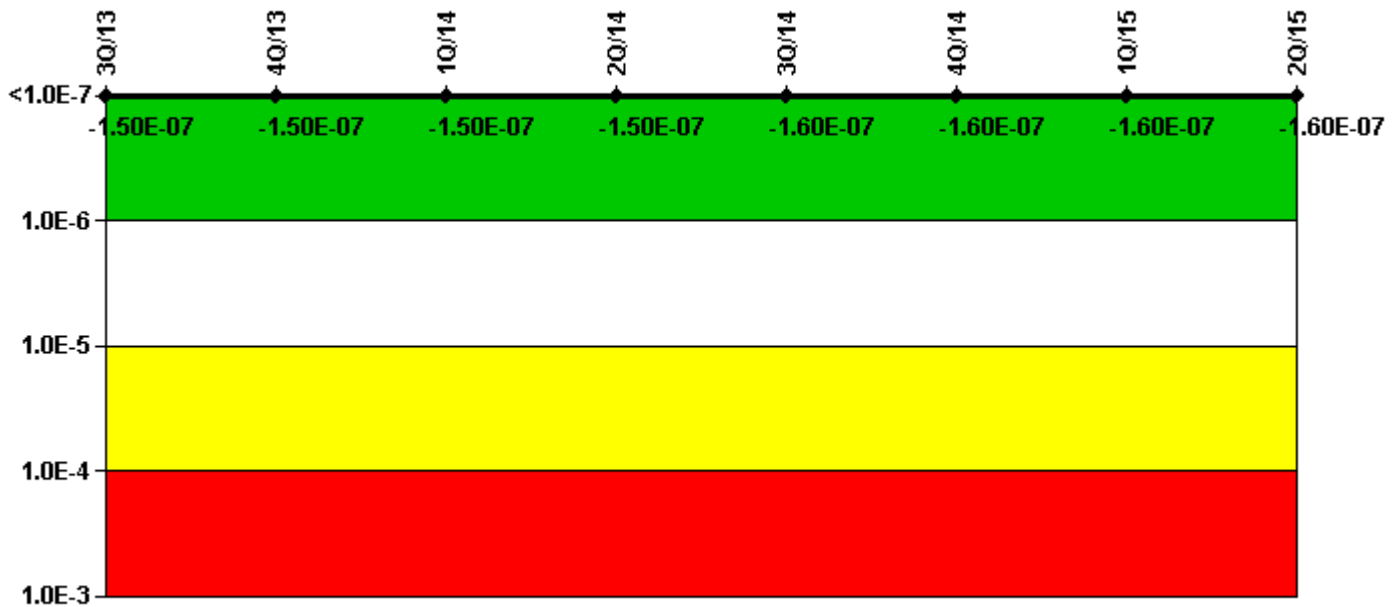
Mitigating Systems Performance Index, Residual Heat Removal System	3Q/13	4Q/13	1Q/14	2Q/14	3Q/14	4Q/14	1Q/15	2Q/15
UAI ( $\Delta$ CDF)	-2.16E-10	-2.16E-10	-2.16E-10	-2.16E-10	-2.16E-10	-5.84E-11	-5.46E-11	2.05E-11
URI ( $\Delta$ CDF)	-1.40E-08	-1.40E-08	-1.38E-08	-1.23E-08	-1.23E-08	-1.20E-08	-1.18E-08	-1.18E-08
PLE	NO	NO	NO	NO	NO	NO	NO	NO
Indicator value	-1.40E-08	-1.40E-08	-1.40E-08	-1.20E-08	-1.20E-08	-1.20E-08	-1.20E-08	-1.20E-08

Licensee Comments:

3Q/13: PRA parameters were updated in the 2nd quarter 2013 based on a model revision issued in the 1st quarter 2013. No changes to the threshold occurred.



### Mitigating Systems Performance Index, Cooling Water Systems



Thresholds: White > 1.00E-6 Yellow > 1.00E-5 Red > 1.00E-4

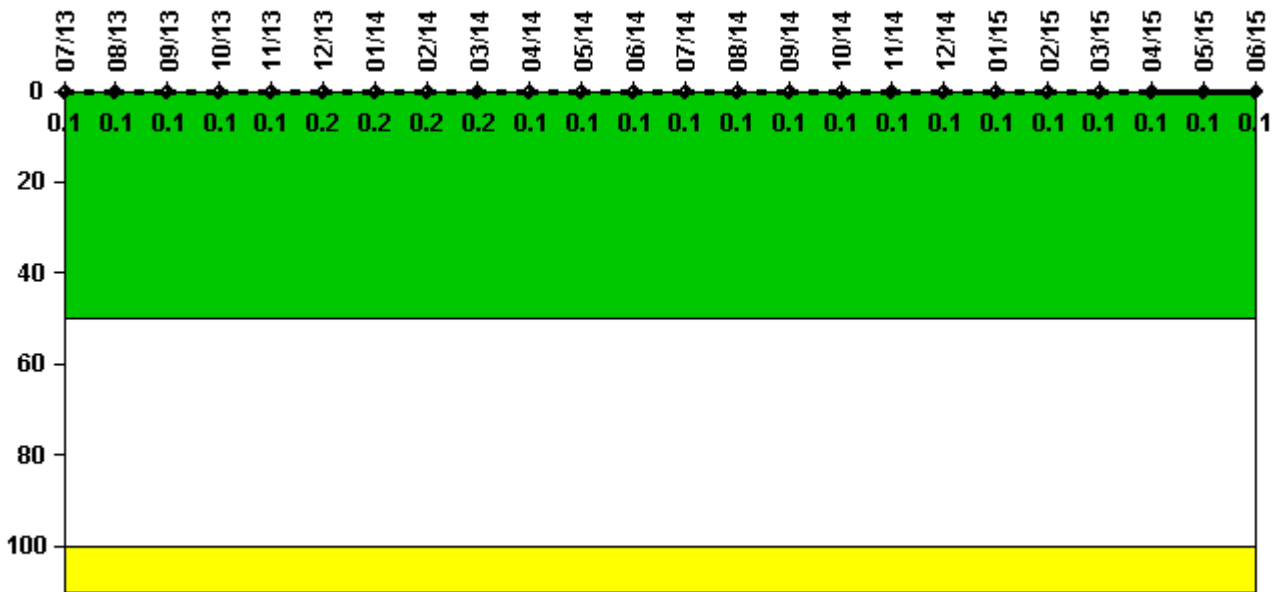
#### Notes

Mitigating Systems Performance Index, Cooling Water Systems	3Q/13	4Q/13	1Q/14	2Q/14	3Q/14	4Q/14	1Q/15	2Q/15
UAI ( $\Delta$ CDF)	6.24E-09	6.23E-09	6.24E-09	5.24E-09	-2.96E-09	-2.96E-09	-2.96E-09	-2.96E-09
URI ( $\Delta$ CDF)	-1.54E-07	-1.54E-07	-1.54E-07	-1.55E-07	-1.55E-07	-1.55E-07	-1.55E-07	-1.55E-07
PLE	NO	NO	NO	NO	NO	NO	NO	NO
Indicator value	-1.50E-07	-1.50E-07	-1.50E-07	-1.50E-07	-1.60E-07	-1.60E-07	-1.60E-07	-1.60E-07

Licensee Comments:

3Q/13: PRA parameters were updated in the 2nd quarter 2013 based on a model revision issued in the 1st quarter 2013. No changes to the threshold occurred.

### Reactor Coolant System Activity



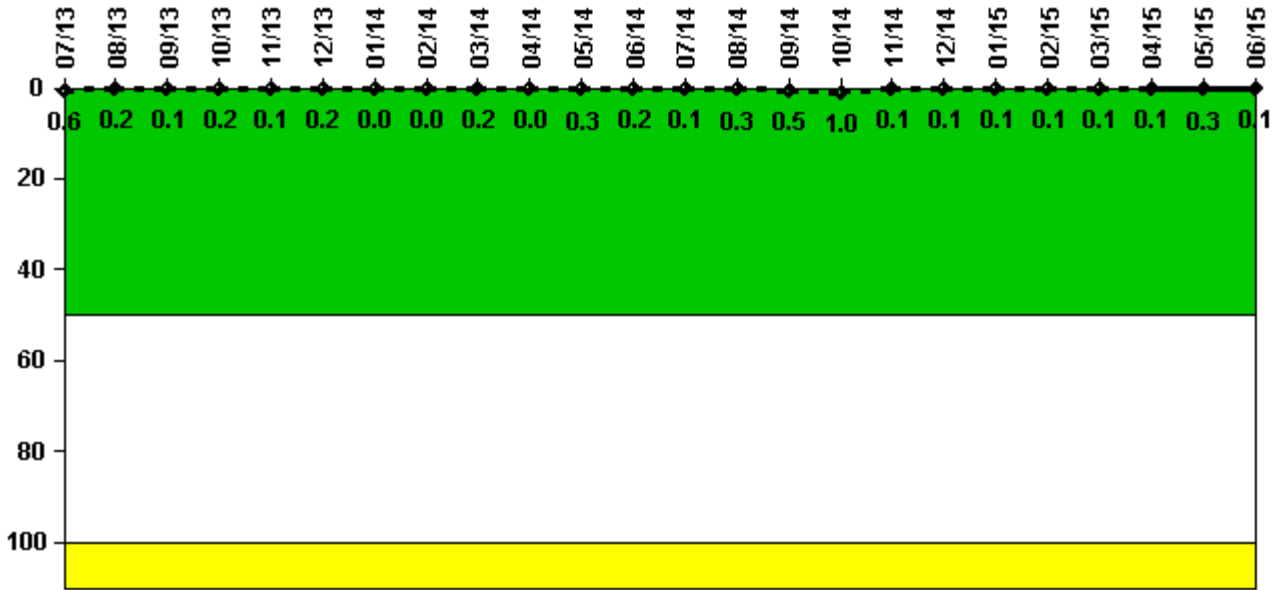
Thresholds: White > 50.0 Yellow > 100.0

#### Notes

Reactor Coolant System Activity	7/13	8/13	9/13	10/13	11/13	12/13	1/14	2/14	3/14	4/14	5/14	6/14
Maximum activity	0.001230	0.001330	0.001320	0.001410	0.001450	0.001520	0.001540	0.001550	0.001960	0.001250	0.000713	0.000820
Technical specification limit	1.0	1.0	1.0	1.0	1.0	1.0	1.0	1.0	1.0	1.0	1.0	1.0
Indicator value	0.1	0.1	0.1	0.1	0.1	0.2	0.2	0.2	0.2	0.1	0.1	0.1
Reactor Coolant System Activity	7/14	8/14	9/14	10/14	11/14	12/14	1/15	2/15	3/15	4/15	5/15	6/15
Maximum activity	0.000873	0.000907	0.001020	0.000972	0.000973	0.000988	0.001100	0.001080	0.001090	0.001140	0.001210	0.001190
Technical specification limit	1.0	1.0	1.0	1.0	1.0	1.0	1.0	1.0	1.0	1.0	1.0	1.0
Indicator value	0.1	0.1	0.1	0.1	0.1	0.1	0.1	0.1	0.1	0.1	0.1	0.1

Licensee Comments: none

### Reactor Coolant System Leakage



Thresholds: White > 50.0 Yellow > 100.0

#### Notes

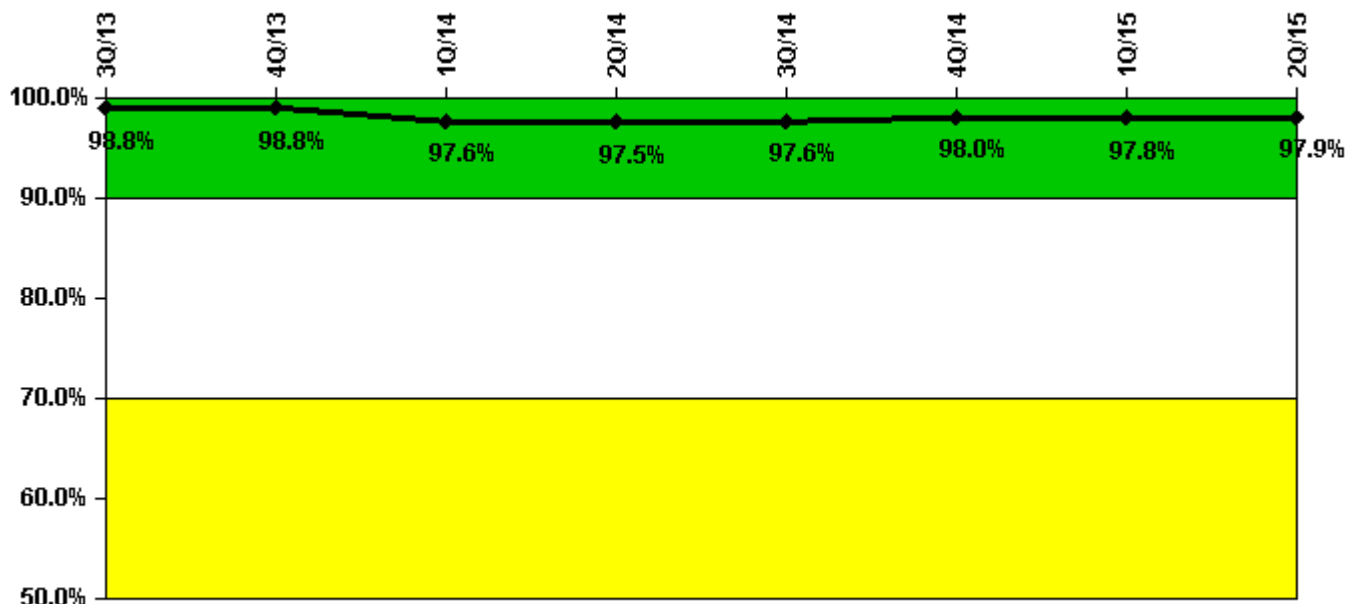
Reactor Coolant System Leakage	7/13	8/13	9/13	10/13	11/13	12/13	1/14	2/14	3/14	4/14	5/14	6/14
Maximum leakage	0.059	0.020	0.009	0.023	0.008	0.017	0.004	0.004	0.017	0.004	0.031	0.015
Technical specification limit	10.0	10.0	10.0	10.0	10.0	10.0	10.0	10.0	10.0	10.0	10.0	10.0
Indicator value	<b>0.6</b>	<b>0.2</b>	<b>0.1</b>	<b>0.2</b>	<b>0.1</b>	<b>0.2</b>	<b>0</b>	<b>0</b>	<b>0.2</b>	<b>0</b>	<b>0.3</b>	<b>0.2</b>

Reactor Coolant System Leakage	7/14	8/14	9/14	10/14	11/14	12/14	1/15	2/15	3/15	4/15	5/15	6/15
Maximum leakage	0.013	0.032	0.048	0.096	0.005	0.008	0.011	0.005	0.012	0.009	0.033	0.005
Technical specification limit	10.0	10.0	10.0	10.0	10.0	10.0	10.0	10.0	10.0	10.0	10.0	10.0
Indicator value	<b>0.1</b>	<b>0.3</b>	<b>0.5</b>	<b>1.0</b>	<b>0.1</b>	<b>0.1</b>	<b>0.1</b>	<b>0.1</b>	<b>0.1</b>	<b>0.1</b>	<b>0.3</b>	<b>0.1</b>

Licensee Comments: none

### Drill/Exercise Performance



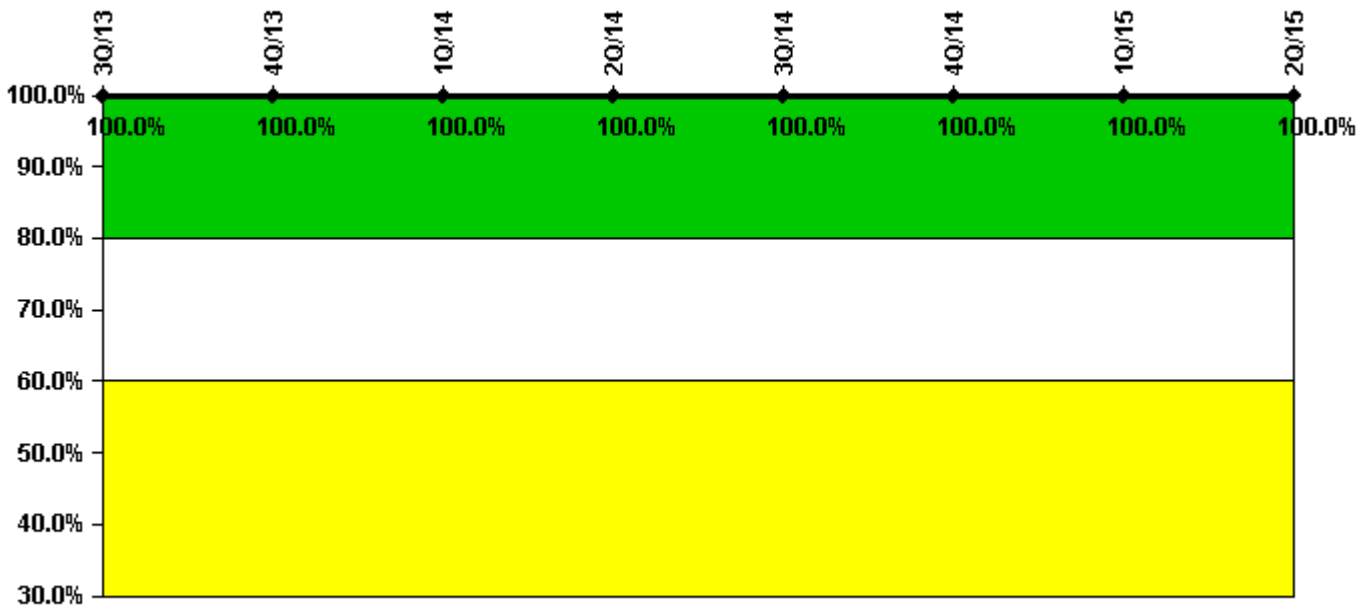
Thresholds: White < 90.0% Yellow < 70.0%

#### Notes

Drill/Exercise Performance	3Q/13	4Q/13	1Q/14	2Q/14	3Q/14	4Q/14	1Q/15	2Q/15
Successful opportunities	20.0	26.0	28.0	25.0	27.0	6.0	23.0	36.0
Total opportunities	21.0	26.0	31.0	25.0	27.0	6.0	23.0	36.0
Indicator value	98.8%	98.8%	97.6%	97.5%	97.6%	98.0%	97.8%	97.9%

Licensee Comments: none

### ERO Drill Participation



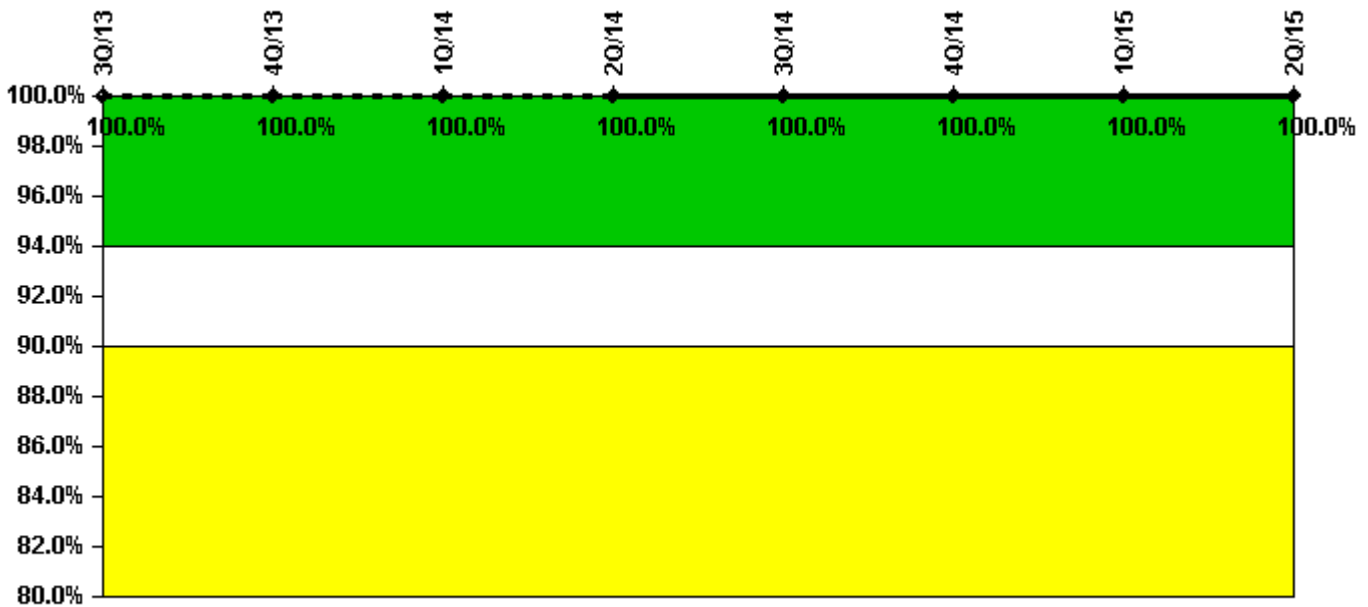
Thresholds: White < 80.0% Yellow < 60.0%

#### Notes

ERO Drill Participation	3Q/13	4Q/13	1Q/14	2Q/14	3Q/14	4Q/14	1Q/15	2Q/15
Participating Key personnel	132.0	132.0	132.0	130.0	128.0	126.0	127.0	123.0
Total Key personnel	132.0	132.0	132.0	130.0	128.0	126.0	127.0	123.0
Indicator value	100.0%	100.0%	100.0%	100.0%	100.0%	100.0%	100.0%	100.0%

Licensee Comments: none

### Alert & Notification System



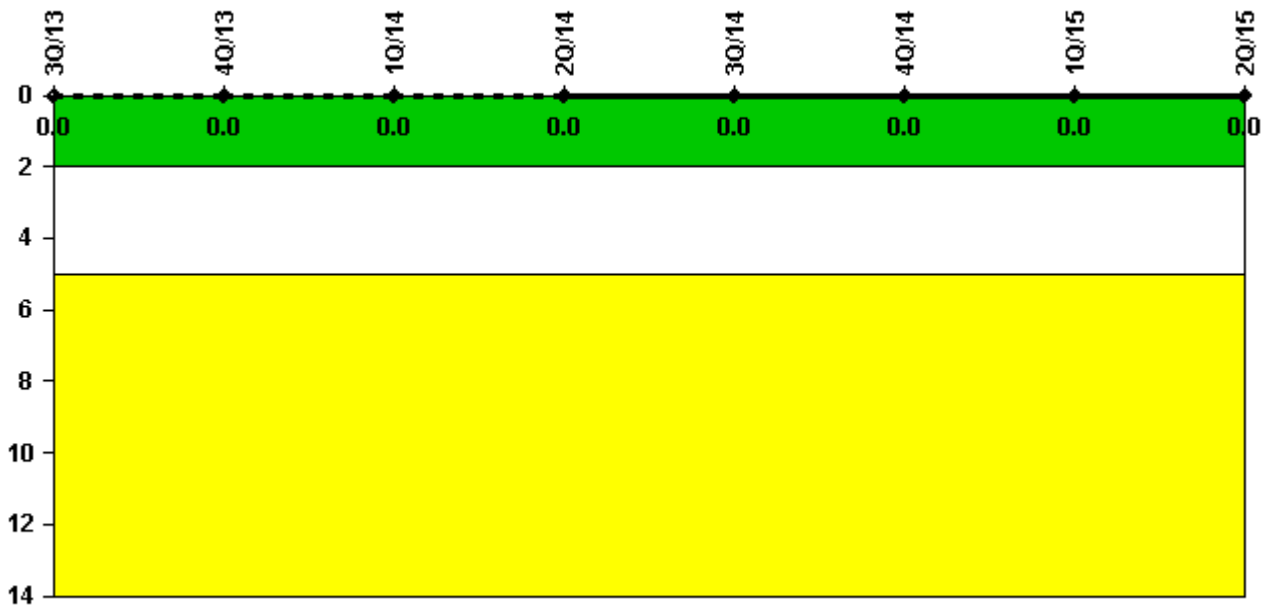
Thresholds: White < 94.0% Yellow < 90.0%

#### Notes

Alert & Notification System	3Q/13	4Q/13	1Q/14	2Q/14	3Q/14	4Q/14	1Q/15	2Q/15
Successful siren-tests	474	553	474	553	474	553	474	553
Total sirens-tests	474	553	474	553	474	553	474	553
Indicator value	100.0%	100.0%	100.0%	100.0%	100.0%	100.0%	100.0%	100.0%

Licensee Comments: none

### Occupational Exposure Control Effectiveness



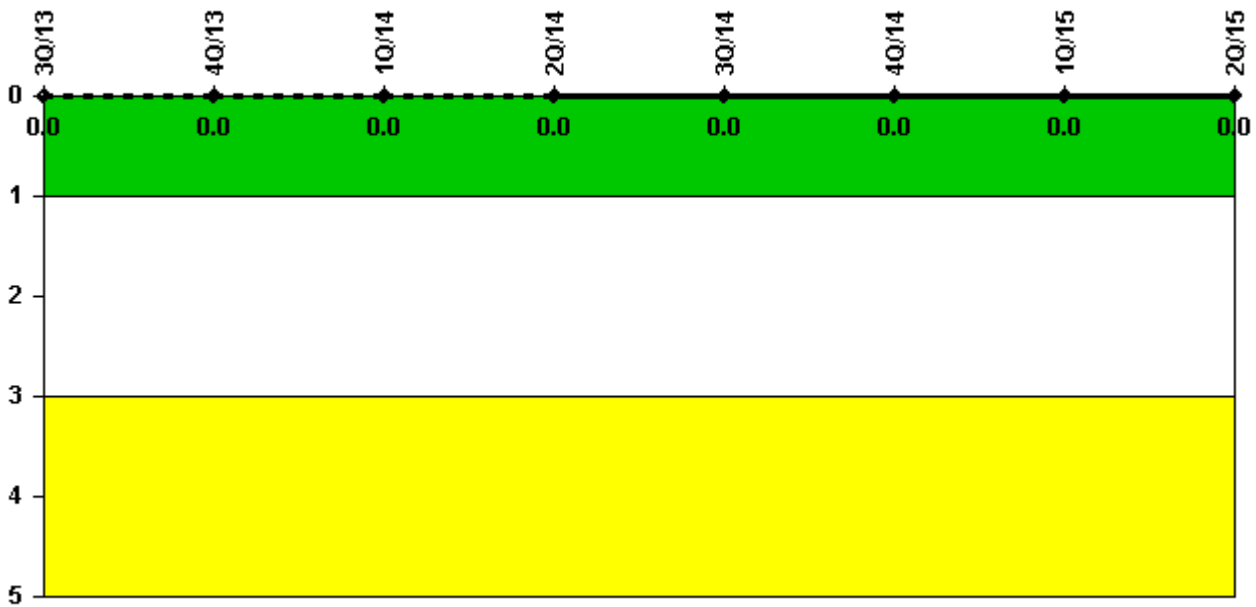
Thresholds: White > 2.0 Yellow > 5.0

#### Notes

Occupational Exposure Control Effectiveness	3Q/13	4Q/13	1Q/14	2Q/14	3Q/14	4Q/14	1Q/15	2Q/15
High radiation area occurrences	0	0	0	0	0	0	0	0
Very high radiation area occurrences	0	0	0	0	0	0	0	0
Unintended exposure occurrences	0	0	0	0	0	0	0	0
<b>Indicator value</b>	<b>0</b>	<b>0</b>	<b>0</b>	<b>0</b>	<b>0</b>	<b>0</b>	<b>0</b>	<b>0</b>

Licensee Comments: none

### RETS/ODCM Radiological Effluent



Thresholds: White > 1.0 Yellow > 3.0

#### Notes

RETS/ODCM Radiological Effluent	3Q/13	4Q/13	1Q/14	2Q/14	3Q/14	4Q/14	1Q/15	2Q/15
RETS/ODCM occurrences	0	0	0	0	0	0	0	0
Indicator value	0	0	0	0	0	0	0	0

Licensee Comments: none

Although the Security Cornerstone is included in the Reactor Oversight Process assessment program, the Commission has decided that specific information related to findings and performance indicators pertaining to the Security Cornerstone will not be publicly available to ensure that security information is not provided to a possible adversary. Other than the fact that a finding or performance indicator is Green or Greater-Than-Green, security related information will not be displayed on the public web page.



 [Action Matrix Summary](#) | [Inspection Findings Summary](#) | [PI Summary](#) | [Reactor Oversight Process](#)

*Last Modified: July 24, 2015*