

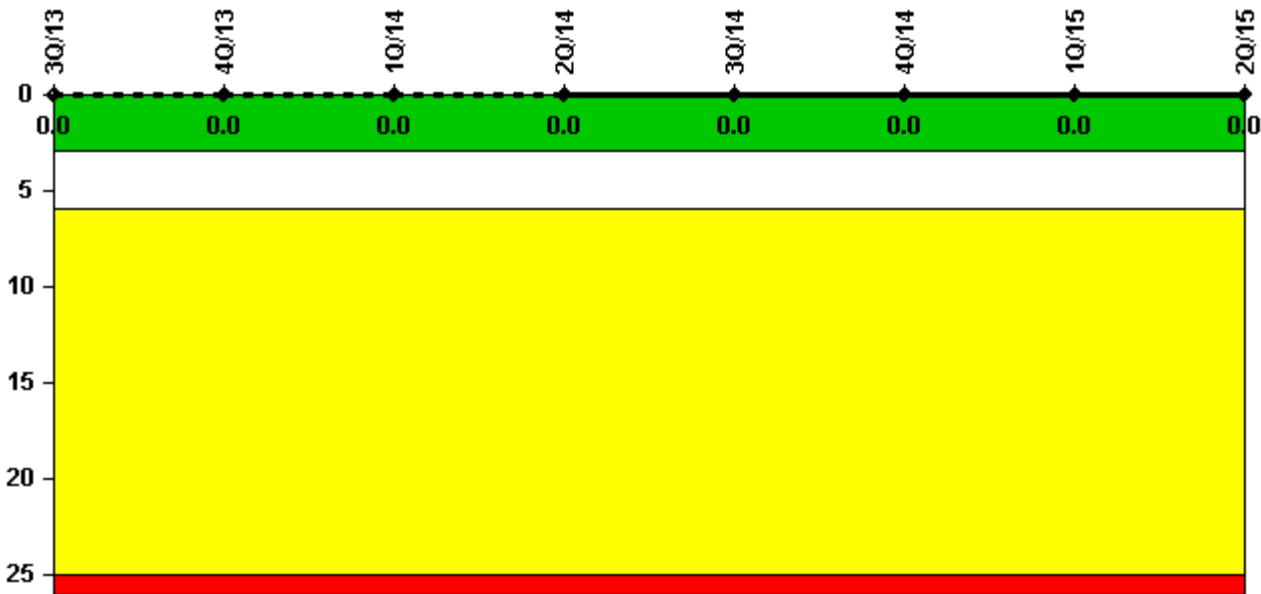
## Duane Arnold

### 2Q/2015 Performance Indicators

The solid trend line represents the current reporting period.

Licensee's General Comments: none

#### Unplanned Scrams per 7000 Critical Hrs



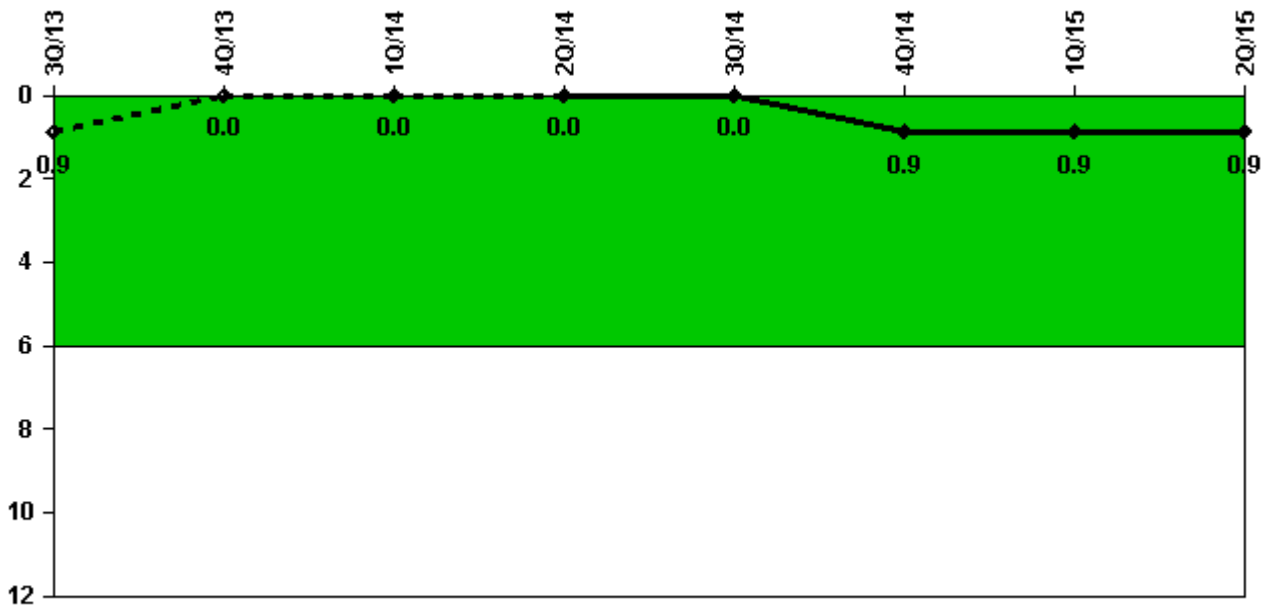
Thresholds: White > 3.0 Yellow > 6.0 Red > 25.0

#### Notes

Unplanned Scrams per 7000 Critical Hrs	3Q/13	4Q/13	1Q/14	2Q/14	3Q/14	4Q/14	1Q/15	2Q/15
Unplanned scrams	0	0	0	0	0	0	0	0
Critical hours	2208.0	2209.0	2159.0	2184.0	2208.0	984.7	2159.0	2184.0
Indicator value	0	0	0	0	0	0	0	0

Licensee Comments: none

### Unplanned Power Changes per 7000 Critical Hrs



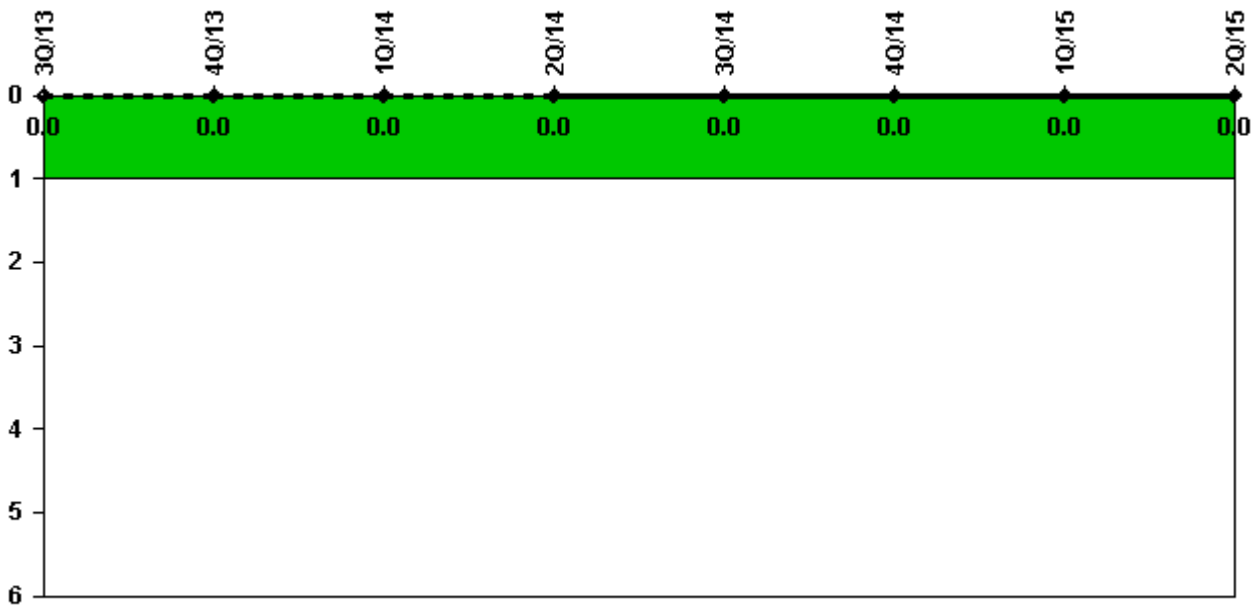
Thresholds: White > 6.0

#### Notes

Unplanned Power Changes per 7000 Critical Hrs	3Q/13	4Q/13	1Q/14	2Q/14	3Q/14	4Q/14	1Q/15	2Q/15
Unplanned power changes	0	0	0	0	0	1.0	0	0
Critical hours	2208.0	2209.0	2159.0	2184.0	2208.0	984.7	2159.0	2184.0
<b>Indicator value</b>	<b>0.9</b>	<b>0</b>	<b>0</b>	<b>0</b>	<b>0</b>	<b>0.9</b>	<b>0.9</b>	<b>0.9</b>

Licensee Comments: none

### Unplanned Scrams with Complications



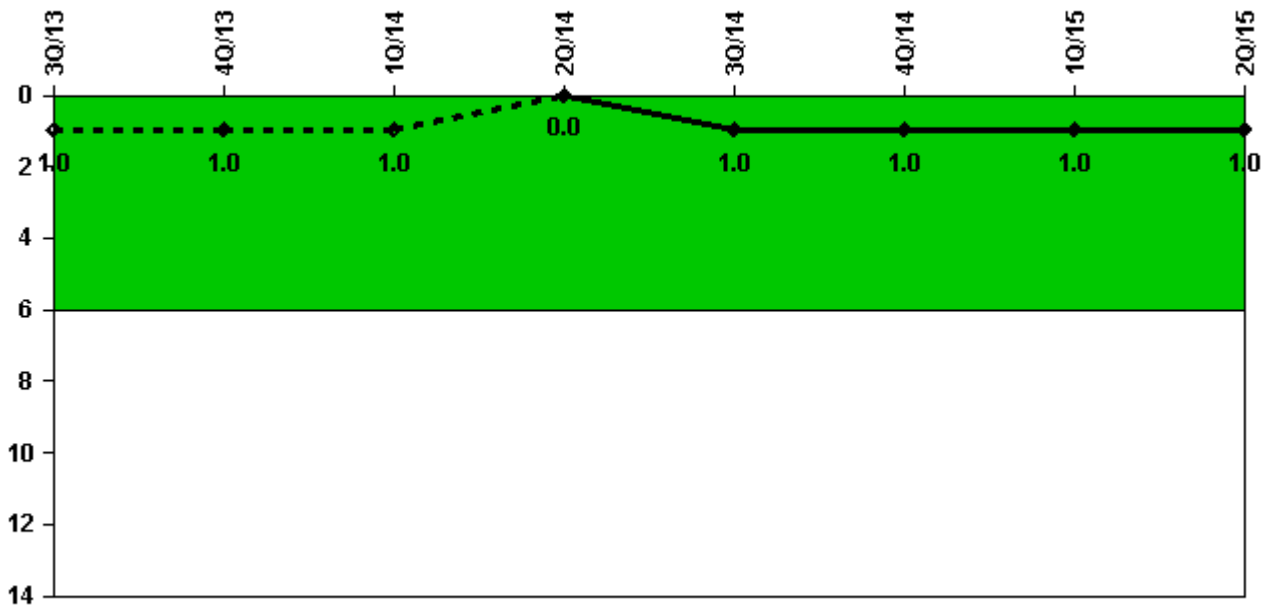
Thresholds: White > 1.0

#### Notes

Unplanned Scrams with Complications	3Q/13	4Q/13	1Q/14	2Q/14	3Q/14	4Q/14	1Q/15	2Q/15
Scrams with complications	0	0	0	0	0	0	0	0
<b>Indicator value</b>	<b>0.0</b>	<b>0.0</b>	<b>0.0</b>	<b>0.0</b>	<b>0.0</b>	<b>0.0</b>	<b>0.0</b>	<b>0.0</b>

Licensee Comments: none

### Safety System Functional Failures (BWR)



Thresholds: White > 6.0

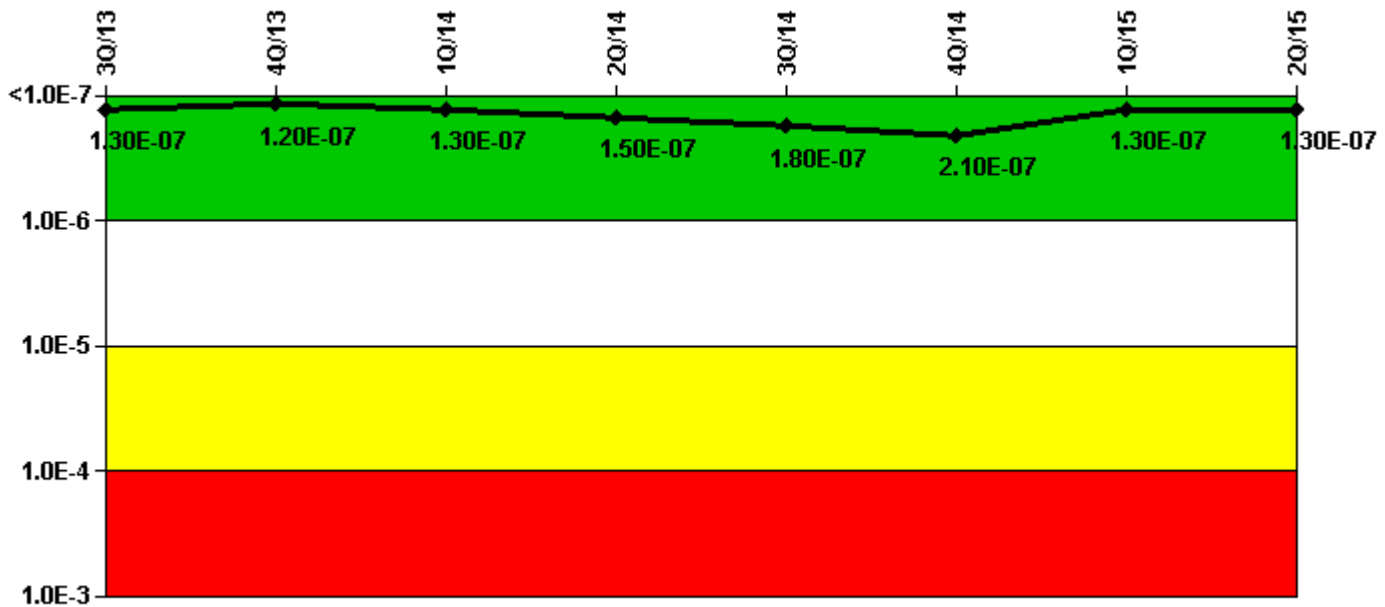
#### Notes

Safety System Functional Failures (BWR)	3Q/13	4Q/13	1Q/14	2Q/14	3Q/14	4Q/14	1Q/15	2Q/15
Safety System Functional Failures	0	0	0	0	1	0	0	0
<b>Indicator value</b>	<b>1</b>	<b>1</b>	<b>1</b>	<b>0</b>	<b>1</b>	<b>1</b>	<b>1</b>	<b>1</b>

Licensee Comments:

3Q/14: One LER was submitted in July that was a SSFF. Reference LER 2014-004, Unplanned Inoperability HPCI.

### Mitigating Systems Performance Index, Emergency AC Power System



Thresholds: White > 1.00E-6 Yellow > 1.00E-5 Red > 1.00E-4

#### Notes

Mitigating Systems Performance Index, Emergency AC Power System	3Q/13	4Q/13	1Q/14	2Q/14	3Q/14	4Q/14	1Q/15	2Q/15
UAI (ΔCDF)	2.40E-07	2.29E-07	2.44E-07	2.65E-07	2.90E-07	3.16E-07	2.41E-07	2.41E-07
URI (ΔCDF)	-1.10E-07	-1.10E-07	-1.10E-07	-1.10E-07	-1.10E-07	-1.10E-07	-1.10E-07	-1.10E-07
PLE	NO	NO	NO	NO	NO	NO	NO	NO
Indicator value	1.30E-07	1.20E-07	1.30E-07	1.50E-07	1.80E-07	2.10E-07	1.30E-07	1.30E-07

Licensee Comments:


2Q/14: Preplanned Maintenance Inspection Heat Exchangers STP A B Core Spray STP

1Q/14: Megger Fuel Oil Transfer Pumps. Replaced the A EDG Sync Check relay with a calibrated spare. The EDG is considered inoperable but available since the logic to automatically start and load the buss is still available. B two year annual inspection

4Q/13: Repaired B EDG annunciation system. Pit Diving ESW

3Q/13: A two year inspection. RHRSW ESW Pit Diving

### Mitigating Systems Performance Index, High Pressure Injection System



Thresholds: White > 1.00E-6 Yellow > 1.00E-5 Red > 1.00E-4

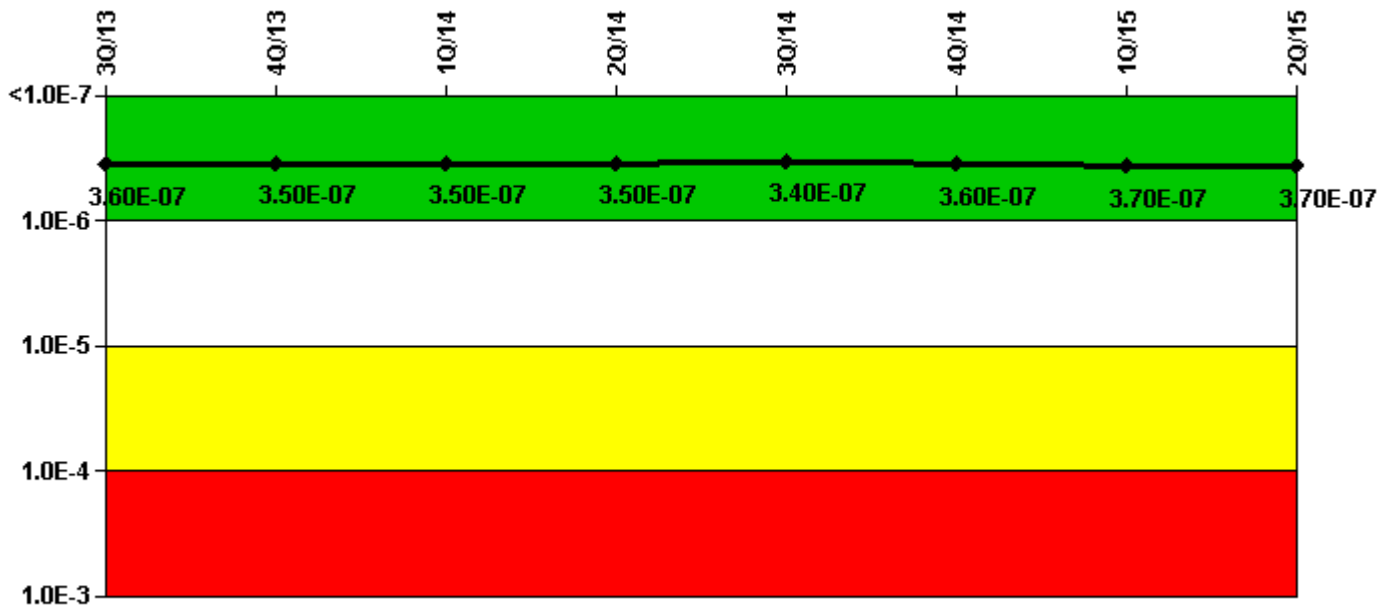
#### Notes

Mitigating Systems Performance Index, High Pressure Injection System	3Q/13	4Q/13	1Q/14	2Q/14	3Q/14	4Q/14	1Q/15	2Q/15
UAI ( $\Delta$ CDF)	-1.48E-08	-1.48E-08	-1.48E-08	-1.47E-08	-1.47E-08	-1.46E-08	-1.46E-08	-1.46E-08
URI ( $\Delta$ CDF)	-3.33E-08	-3.33E-08	-3.33E-08	-3.33E-08	-3.33E-08	-3.33E-08	-3.33E-08	-3.33E-08
PLE	NO	NO	NO	NO	NO	NO	NO	NO
Indicator value	-4.80E-08	-4.80E-08	-4.80E-08	-4.80E-08	-4.80E-08	-4.80E-08	-4.80E-08	-4.80E-08

Licensee Comments:

2Q/14: HPCI Maintenance LCO HPCI steam supply isolation valves closed due to a relay being bumped during the performance of STP

### Mitigating Systems Performance Index, Heat Removal System



Thresholds: White > 1.00E-6 Yellow > 1.00E-5 Red > 1.00E-4

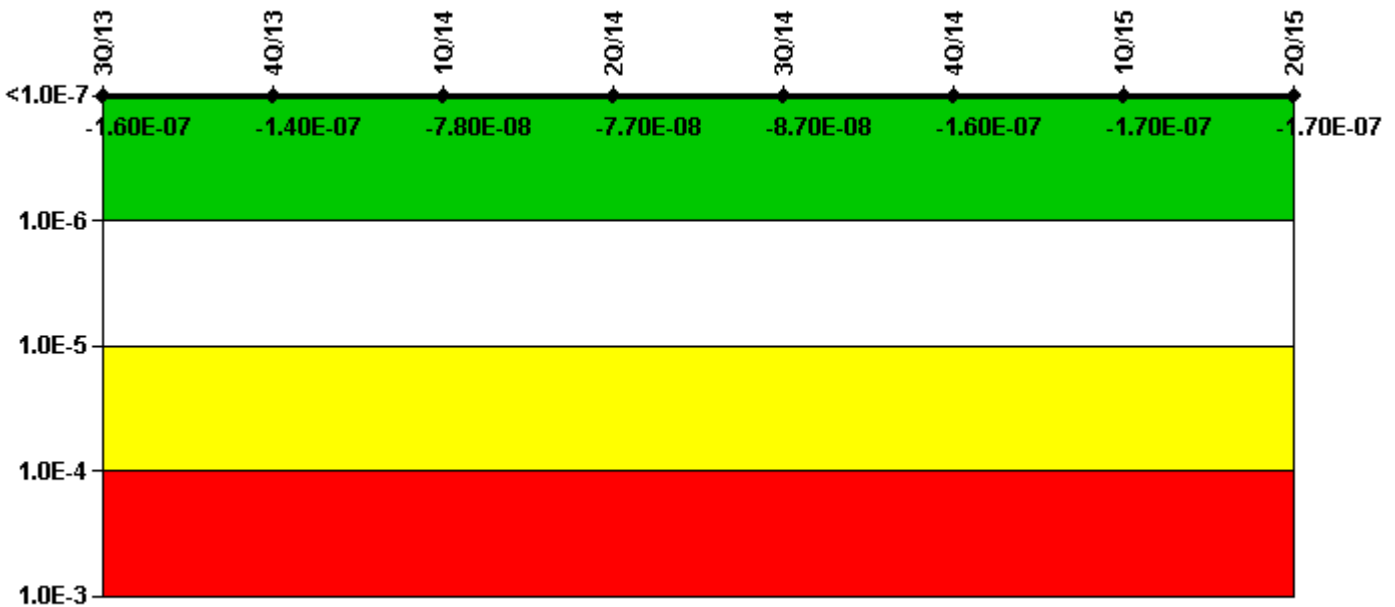
#### Notes

Mitigating Systems Performance Index, Heat Removal System	3Q/13	4Q/13	1Q/14	2Q/14	3Q/14	4Q/14	1Q/15	2Q/15
UAI ( $\Delta$ CDF)	3.48E-07	3.34E-07	3.33E-07	3.33E-07	3.31E-07	3.49E-07	3.59E-07	3.57E-07
URI ( $\Delta$ CDF)	1.35E-08	1.35E-08	1.35E-08	1.35E-08	1.35E-08	1.35E-08	1.35E-08	1.35E-08
PLE	NO	NO	NO	NO	NO	NO	NO	NO
Indicator value	3.60E-07	3.50E-07	3.50E-07	3.50E-07	3.40E-07	3.60E-07	3.70E-07	3.70E-07

Licensee Comments:

2Q/14: Maintenance LCO to install the modification on the RCIC governor power supply dropping resistor

### Mitigating Systems Performance Index, Residual Heat Removal System



Thresholds: White > 1.00E-6 Yellow > 1.00E-5 Red > 1.00E-4

#### Notes

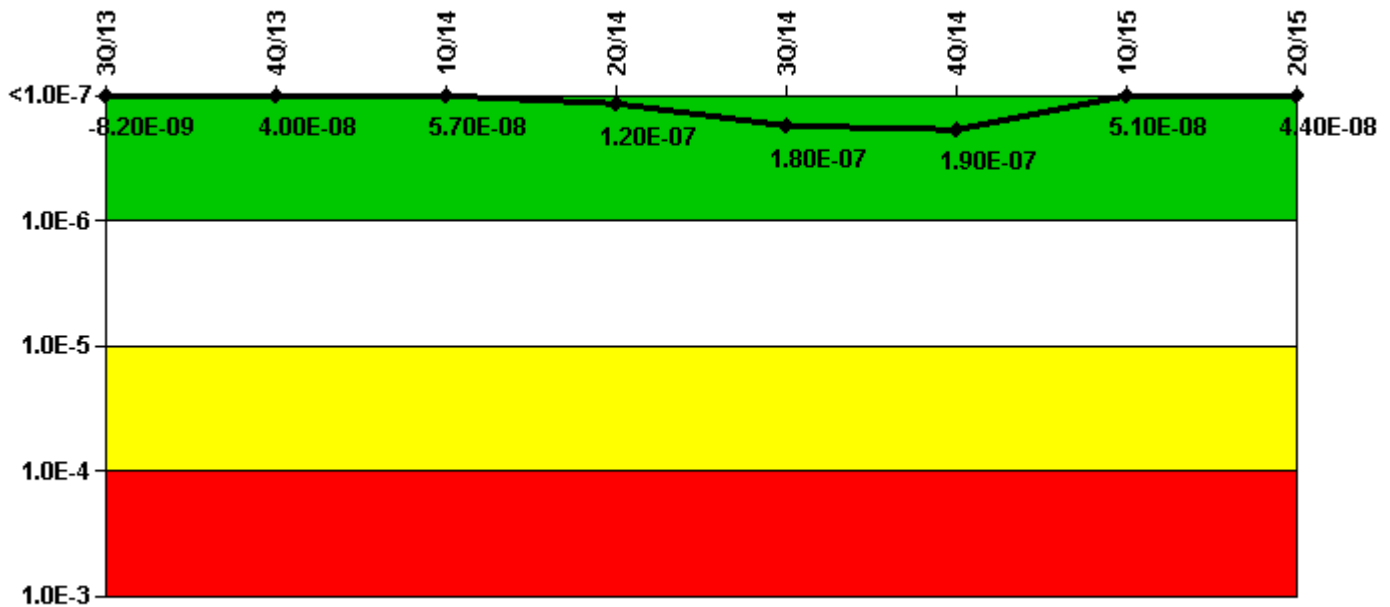
Mitigating Systems Performance Index, Residual Heat Removal System	3Q/13	4Q/13	1Q/14	2Q/14	3Q/14	4Q/14	1Q/15	2Q/15
UAI ( $\Delta$ CDF)	6.99E-08	9.50E-08	1.55E-07	1.58E-07	1.49E-07	7.95E-08	6.69E-08	6.87E-08
URI ( $\Delta$ CDF)	-2.29E-07	-2.31E-07	-2.33E-07	-2.34E-07	-2.36E-07	-2.36E-07	-2.36E-07	-2.36E-07
PLE	NO	NO	NO	NO	NO	NO	NO	NO
Indicator value	-1.60E-07	-1.40E-07	-7.80E-08	-7.70E-08	-8.70E-08	-1.60E-07	-1.70E-07	-1.70E-07

Licensee Comments:

2Q/14: Pit Diving RHRSW motor cooling from ESW HBD022 MOD



### Mitigating Systems Performance Index, Cooling Water Systems



Thresholds: White > 1.00E-6 Yellow > 1.00E-5 Red > 1.00E-4

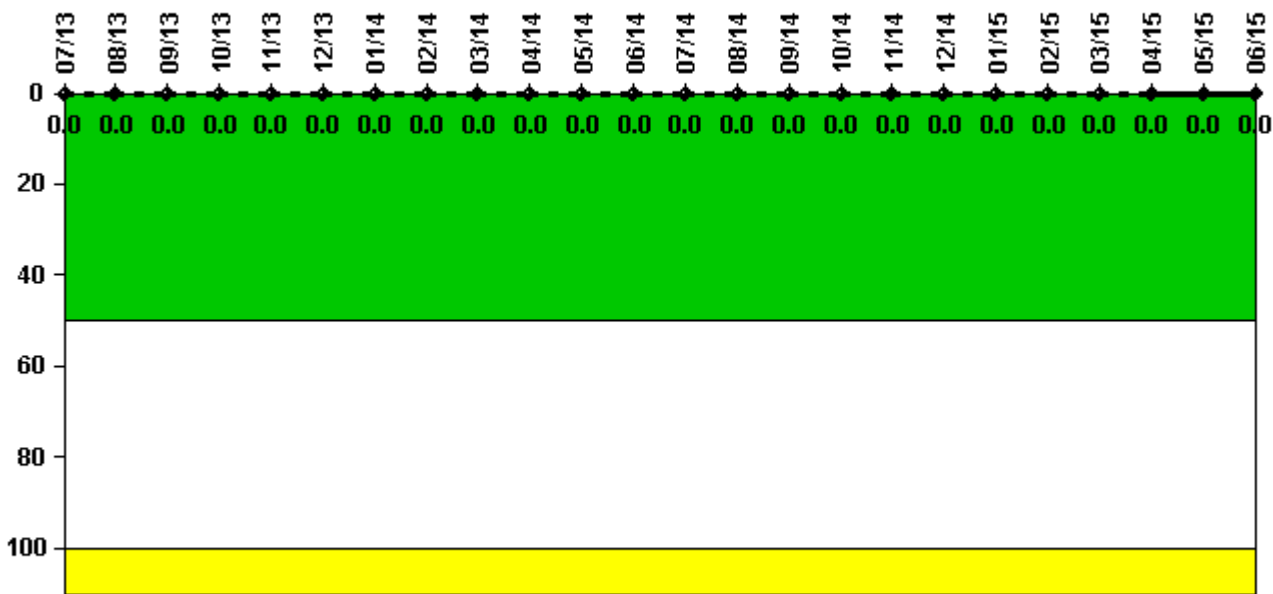
#### Notes

Mitigating Systems Performance Index, Cooling Water Systems	3Q/13	4Q/13	1Q/14	2Q/14	3Q/14	4Q/14	1Q/15	2Q/15
UAI (ΔCDF)	2.73E-07	3.21E-07	3.38E-07	4.04E-07	4.62E-07	4.67E-07	3.32E-07	3.25E-07
URI (ΔCDF)	-2.81E-07	-2.81E-07	-2.81E-07	-2.81E-07	-2.81E-07	-2.81E-07	-2.81E-07	-2.81E-07
PLE	NO	NO	NO	NO	NO	NO	NO	NO
Indicator value	-8.20E-09	4.00E-08	5.70E-08	1.20E-07	1.80E-07	1.90E-07	5.10E-08	4.40E-08

Licensee Comments:

2Q/14: Pit Diving

### Reactor Coolant System Activity



Thresholds: White > 50.0 Yellow > 100.0

#### Notes

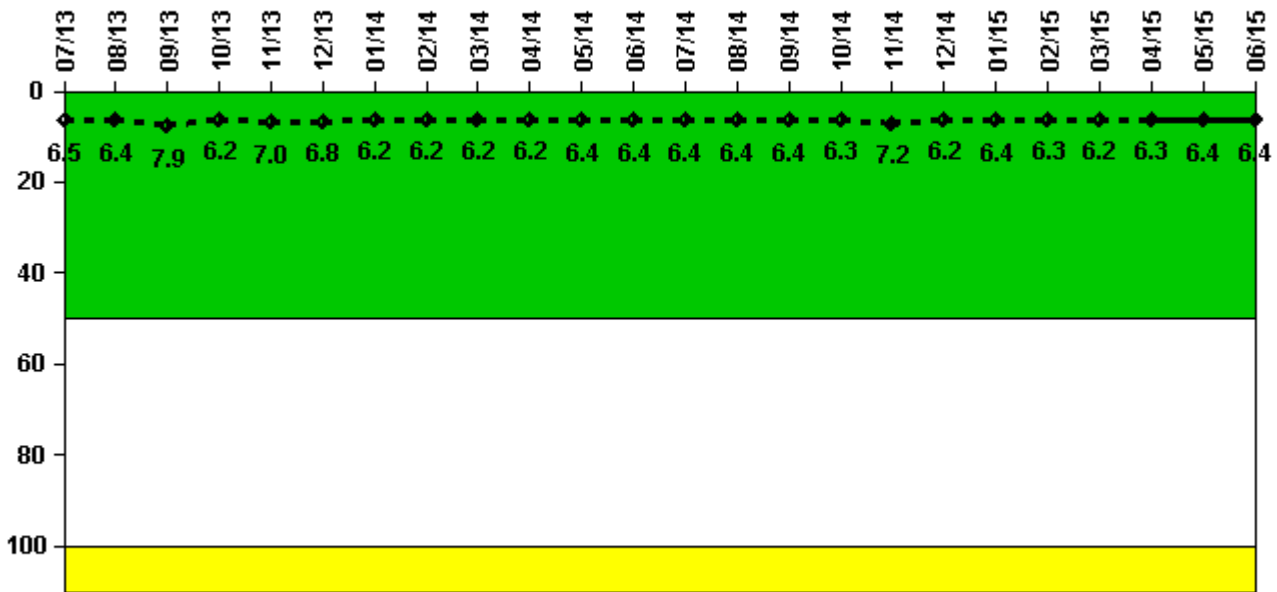
Reactor Coolant System Activity	7/13	8/13	9/13	10/13	11/13	12/13	1/14	2/14	3/14	4/14	5/14	6/14
Maximum activity	0	0	0	0.000002	0	0.000002	0	0	0	0	0.000002	0
Technical specification limit	0.2	0.2	0.2	0.2	0.2	0.2	0.2	0.2	0.2	0.2	0.2	0.2
<b>Indicator value</b>	<b>0</b>	<b>0</b>	<b>0</b>	<b>0</b>	<b>0</b>	<b>0</b>	<b>0</b>	<b>0</b>	<b>0</b>	<b>0</b>	<b>0</b>	<b>0</b>

Reactor Coolant System Activity	7/14	8/14	9/14	10/14	11/14	12/14	1/15	2/15	3/15	4/15	5/15	6/15
Maximum activity	0	0	0	0	0	0	0	0.000002	0	0	0	0
Technical specification limit	0.2	0.2	0.2	0.2	0.2	0.2	0.2	0.2	0.2	0.2	0.2	0.2
<b>Indicator value</b>	<b>0</b>	<b>0</b>	<b>0</b>	<b>0</b>	<b>0</b>	<b>0</b>	<b>0</b>	<b>0</b>	<b>0</b>	<b>0</b>	<b>0</b>	<b>0</b>

Licensee Comments: none

### Reactor Coolant System Leakage



Thresholds: White > 50.0 Yellow > 100.0

#### Notes

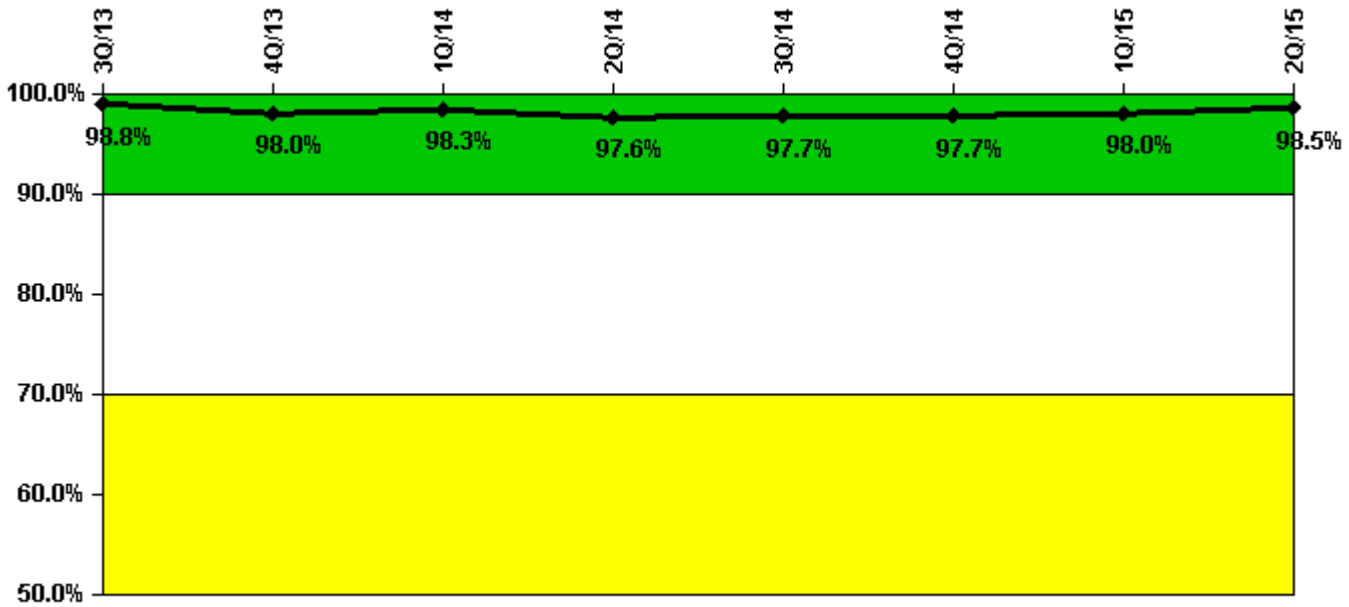
Reactor Coolant System Leakage	7/13	8/13	9/13	10/13	11/13	12/13	1/14	2/14	3/14	4/14	5/14	6/14
Maximum leakage	1.620	1.590	1.970	1.560	1.750	1.710	1.550	1.540	1.550	1.560	1.590	1.600
Technical specification limit	25.0	25.0	25.0	25.0	25.0	25.0	25.0	25.0	25.0	25.0	25.0	25.0
Indicator value	6.5	6.4	7.9	6.2	7.0	6.8	6.2	6.2	6.2	6.2	6.4	6.4

Reactor Coolant System Leakage	7/14	8/14	9/14	10/14	11/14	12/14	1/15	2/15	3/15	4/15	5/15	6/15
Maximum leakage	1.600	1.600	1.590	1.570	1.800	1.540	1.600	1.570	1.560	1.570	1.600	1.600
Technical specification limit	25.0	25.0	25.0	25.0	25.0	25.0	25.0	25.0	25.0	25.0	25.0	25.0
Indicator value	6.4	6.4	6.4	6.3	7.2	6.2	6.4	6.3	6.2	6.3	6.4	6.4

Licensee Comments: none

### Drill/Exercise Performance



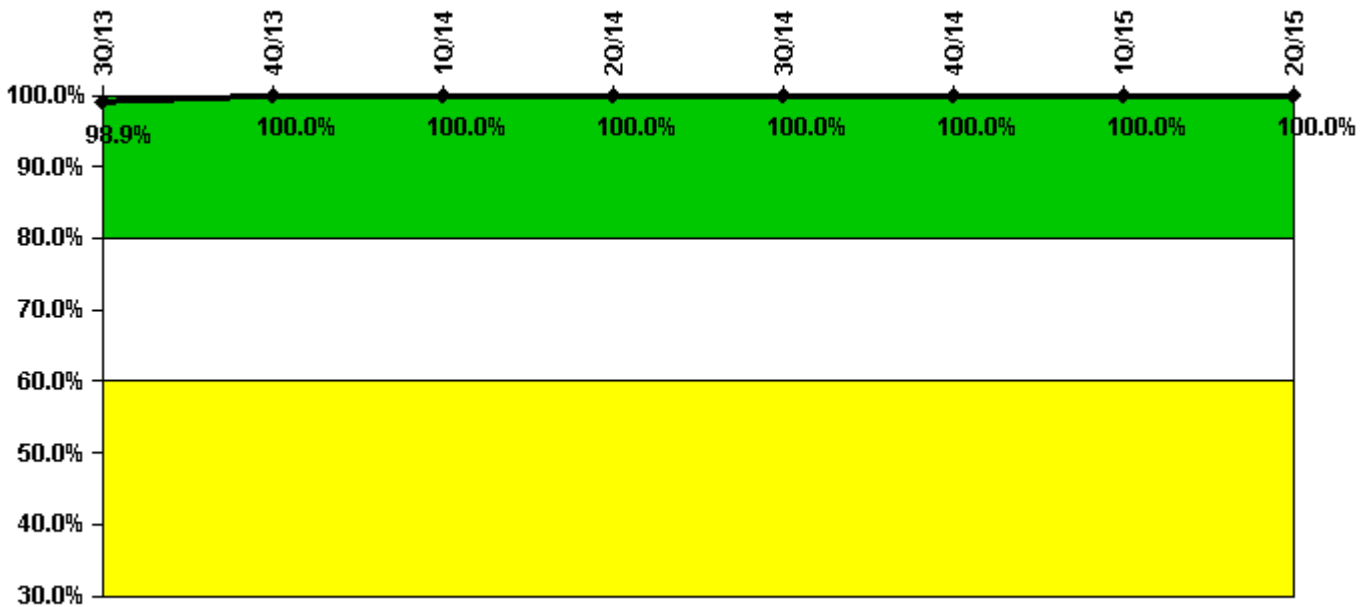
Thresholds: White < 90.0% Yellow < 70.0%

#### Notes

Drill/Exercise Performance	3Q/13	4Q/13	1Q/14	2Q/14	3Q/14	4Q/14	1Q/15	2Q/15
Successful opportunities	4.0	51.0	20.0	25.0	38.0	0	24.0	35.0
Total opportunities	4.0	53.0	20.0	26.0	38.0	0	24.0	35.0
Indicator value	98.8%	98.0%	98.3%	97.6%	97.7%	97.7%	98.0%	98.5%

Licensee Comments: none

### ERO Drill Participation



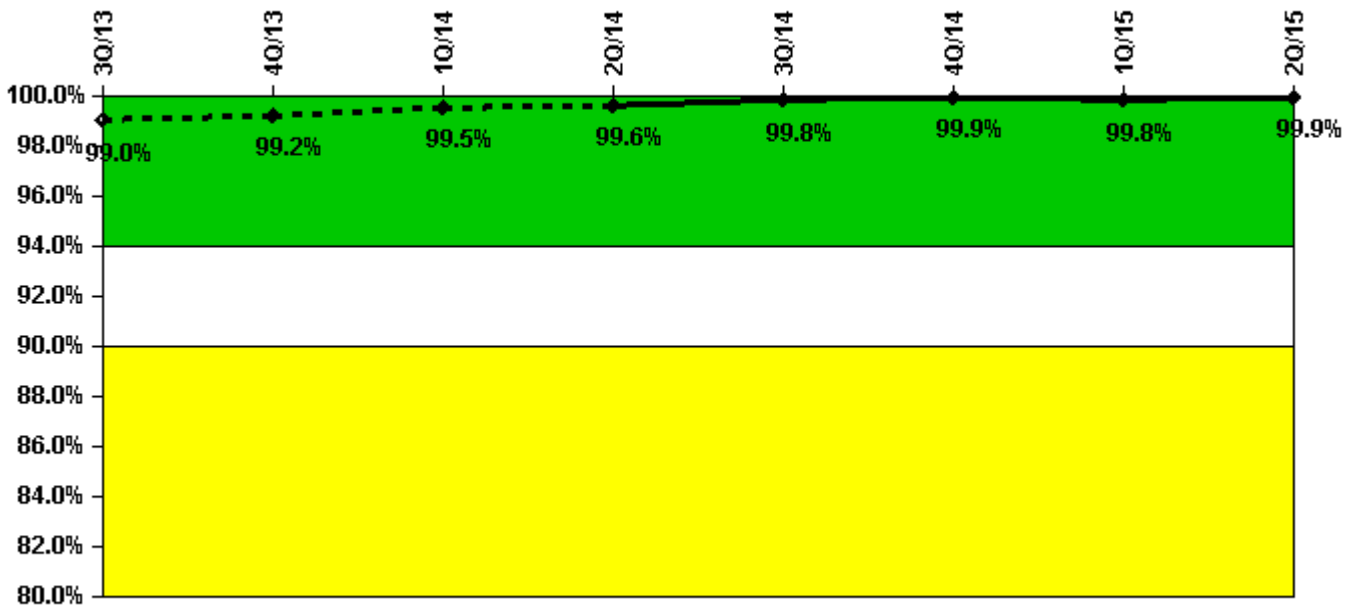
Thresholds: White < 80.0% Yellow < 60.0%

#### Notes

ERO Drill Participation	3Q/13	4Q/13	1Q/14	2Q/14	3Q/14	4Q/14	1Q/15	2Q/15
Participating Key personnel	93.0	95.0	92.0	89.0	85.0	86.0	82.0	90.0
Total Key personnel	94.0	95.0	92.0	89.0	85.0	86.0	82.0	90.0
Indicator value	98.9%	100.0%	100.0%	100.0%	100.0%	100.0%	100.0%	100.0%

Licensee Comments: none

### Alert & Notification System



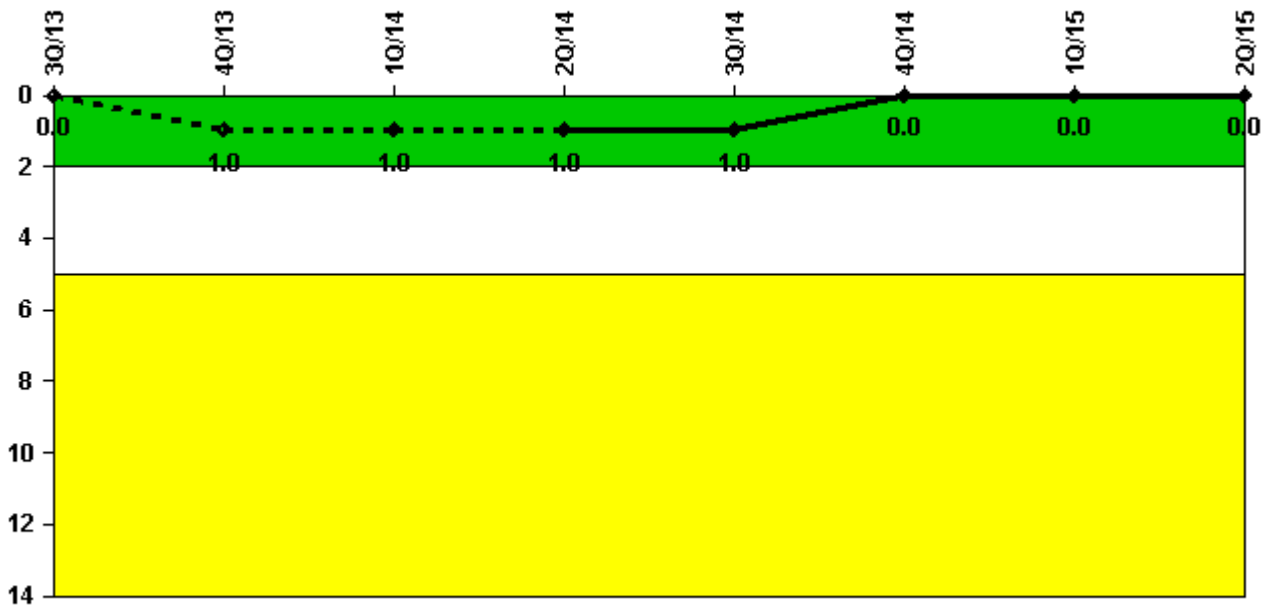
Thresholds: White < 94.0% Yellow < 90.0%

#### Notes

Alert & Notification System	3Q/13	4Q/13	1Q/14	2Q/14	3Q/14	4Q/14	1Q/15	2Q/15
Successful siren-tests	428	430	432	431	431	432	431	432
Total sirens-tests	432	432	432	432	432	432	432	432
Indicator value	99.0%	99.2%	99.5%	99.6%	99.8%	99.9%	99.8%	99.9%

Licensee Comments: none

### Occupational Exposure Control Effectiveness



Thresholds: White > 2.0 Yellow > 5.0

#### Notes

Occupational Exposure Control Effectiveness	3Q/13	4Q/13	1Q/14	2Q/14	3Q/14	4Q/14	1Q/15	2Q/15
High radiation area occurrences	0	1	0	0	0	0	0	0
Very high radiation area occurrences	0	0	0	0	0	0	0	0
Unintended exposure occurrences	0	0	0	0	0	0	0	0
<b>Indicator value</b>	<b>0</b>	<b>1</b>	<b>1</b>	<b>1</b>	<b>1</b>	<b>0</b>	<b>0</b>	<b>0</b>

Licensee Comments:

4Q/13: While working in Locked High Radiation Area two individuals proceeded to areas beyond what was discussed in their RWP briefing.

### RETS/ODCM Radiological Effluent



Thresholds: White > 1.0 Yellow > 3.0

#### Notes

RETS/ODCM Radiological Effluent	3Q/13	4Q/13	1Q/14	2Q/14	3Q/14	4Q/14	1Q/15	2Q/15
RETS/ODCM occurrences	0	0	0	0	0	0	0	0
<b>Indicator value</b>	<b>0</b>	<b>0</b>	<b>0</b>	<b>0</b>	<b>0</b>	<b>0</b>	<b>0</b>	<b>0</b>

Licensee Comments: none

Although the Security Cornerstone is included in the Reactor Oversight Process assessment program, the Commission has decided that specific information related to findings and performance indicators pertaining to the Security Cornerstone will not be publicly available to ensure that security information is not provided to a possible adversary. Other than the fact that a finding or performance indicator is Green or Greater-Than-Green, security related information will not be displayed on the public web page.



 [Action Matrix Summary](#) | [Inspection Findings Summary](#) | [PI Summary](#) | [Reactor Oversight Process](#)

*Last Modified: July 24, 2015*