

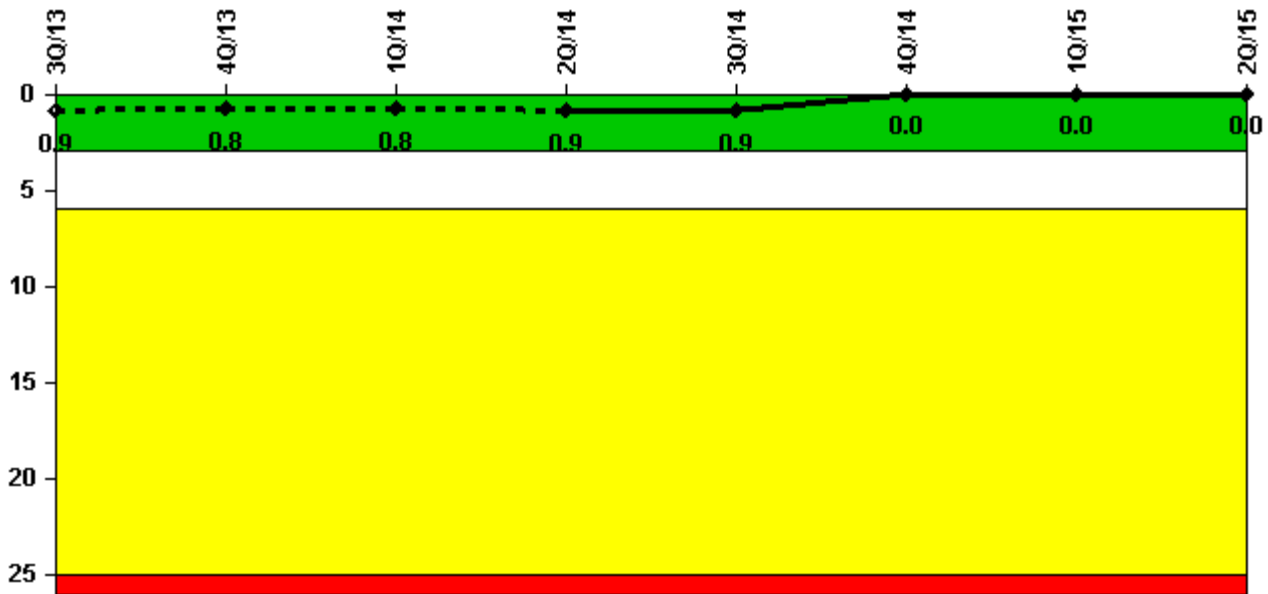
Comanche Peak 2

2Q/2015 Performance Indicators

The solid trend line represents the current reporting period.

Licensee's General Comments: none

Unplanned Scrams per 7000 Critical Hrs



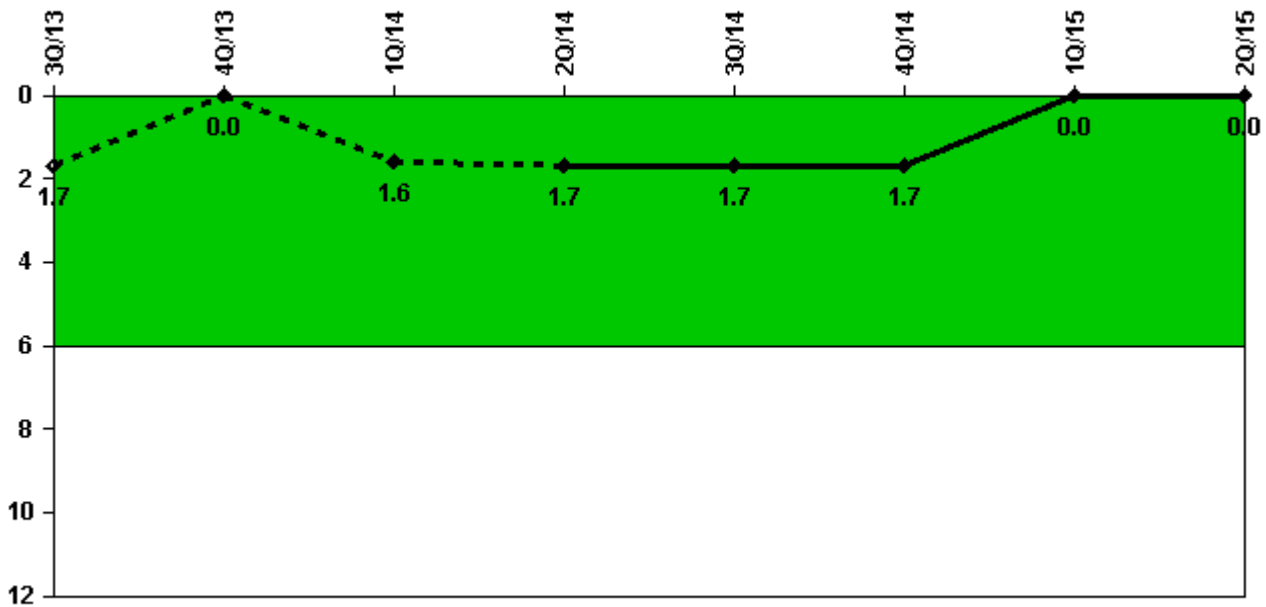
Thresholds: White > 3.0 Yellow > 6.0 Red > 25.0

Notes

Unplanned Scrams per 7000 Critical Hrs	3Q/13	4Q/13	1Q/14	2Q/14	3Q/14	4Q/14	1Q/15	2Q/15
Unplanned scrams	0	1.0	0	0	0	0	0	0
Critical hours	2208.0	2177.3	2099.0	1563.6	2208.0	2209.0	2159.0	2184.0
Indicator value	0.9	0.8	0.8	0.9	0.9	0	0	0

Licensee Comments: none

Unplanned Power Changes per 7000 Critical Hrs



Thresholds: White > 6.0

Notes

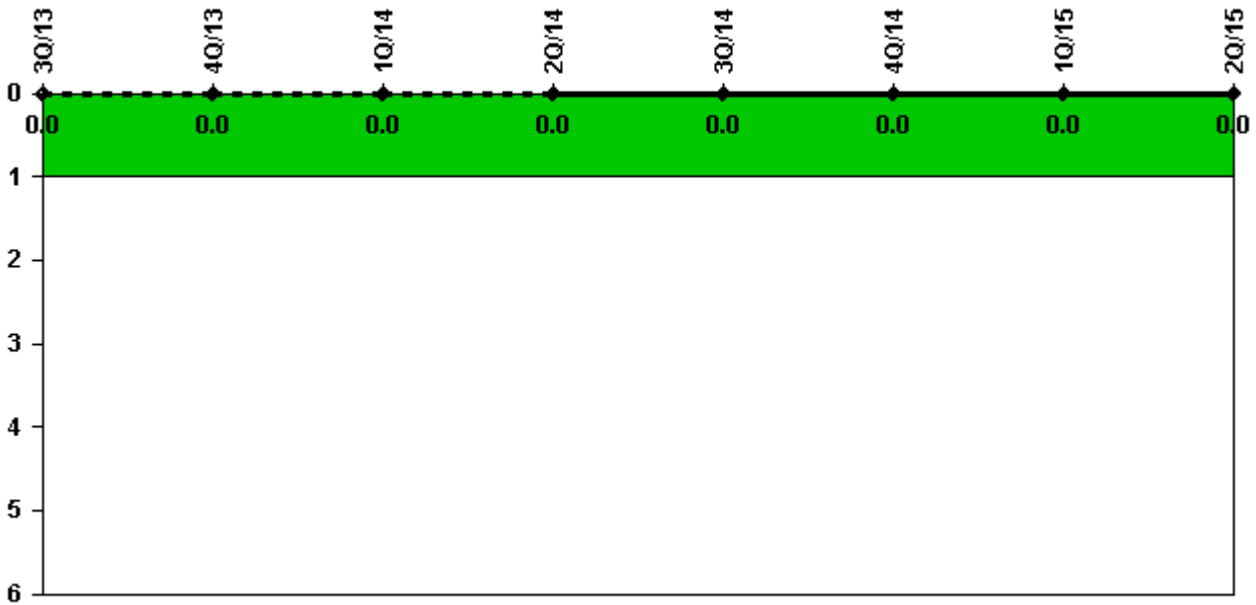
Unplanned Power Changes per 7000 Critical Hrs	3Q/13	4Q/13	1Q/14	2Q/14	3Q/14	4Q/14	1Q/15	2Q/15
Unplanned power changes	0	0	2.0	0	0	0	0	0
Critical hours	2208.0	2177.3	2099.0	1563.6	2208.0	2209.0	2159.0	2184.0
Indicator value	1.7	0	1.6	1.7	1.7	1.7	0	0

Licensee Comments:

1Q/14: One additional unplanned power change for Feb 2014 was identified. This change does not affect the ??? color??? of the indicator.

4Q/13: The NRC granted an NOED during this quarter, which, if not granted, may have resulted in an unplanned power change.

Unplanned Scrams with Complications



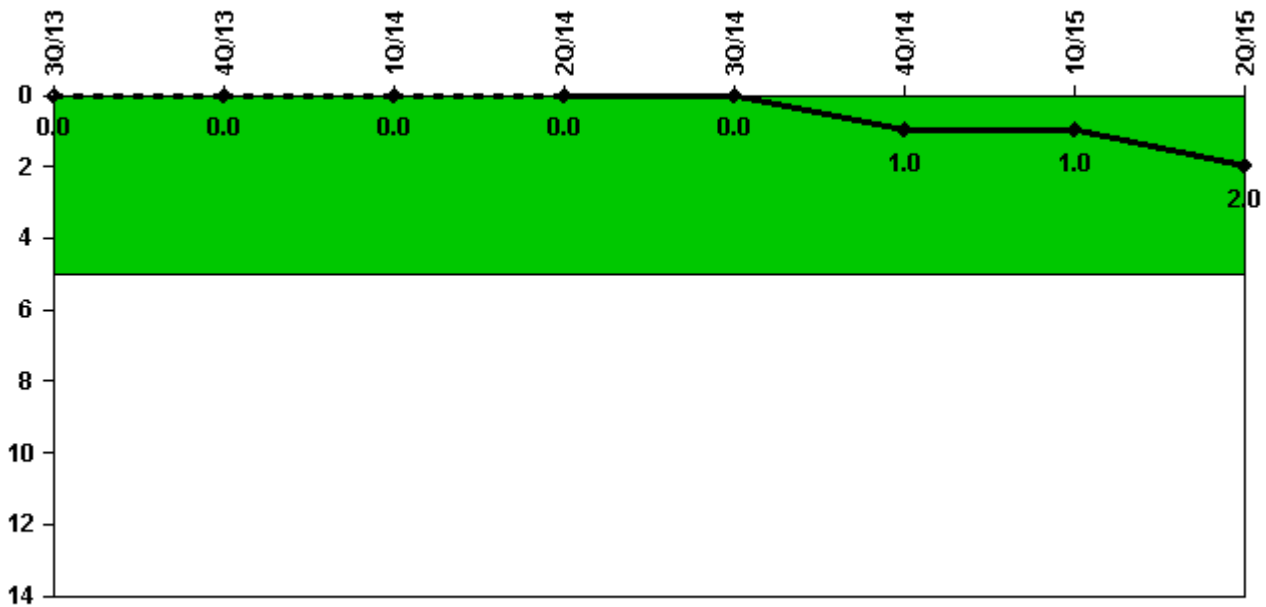
Thresholds: White > 1.0

Notes

Unplanned Scrams with Complications	3Q/13	4Q/13	1Q/14	2Q/14	3Q/14	4Q/14	1Q/15	2Q/15
Scrams with complications	0	0	0	0	0	0	0	0
Indicator value	0.0	0.0	0.0	0.0	0.0	0.0	0.0	0.0

Licensee Comments: none

Safety System Functional Failures (PWR)



Thresholds: White > 5.0

Notes

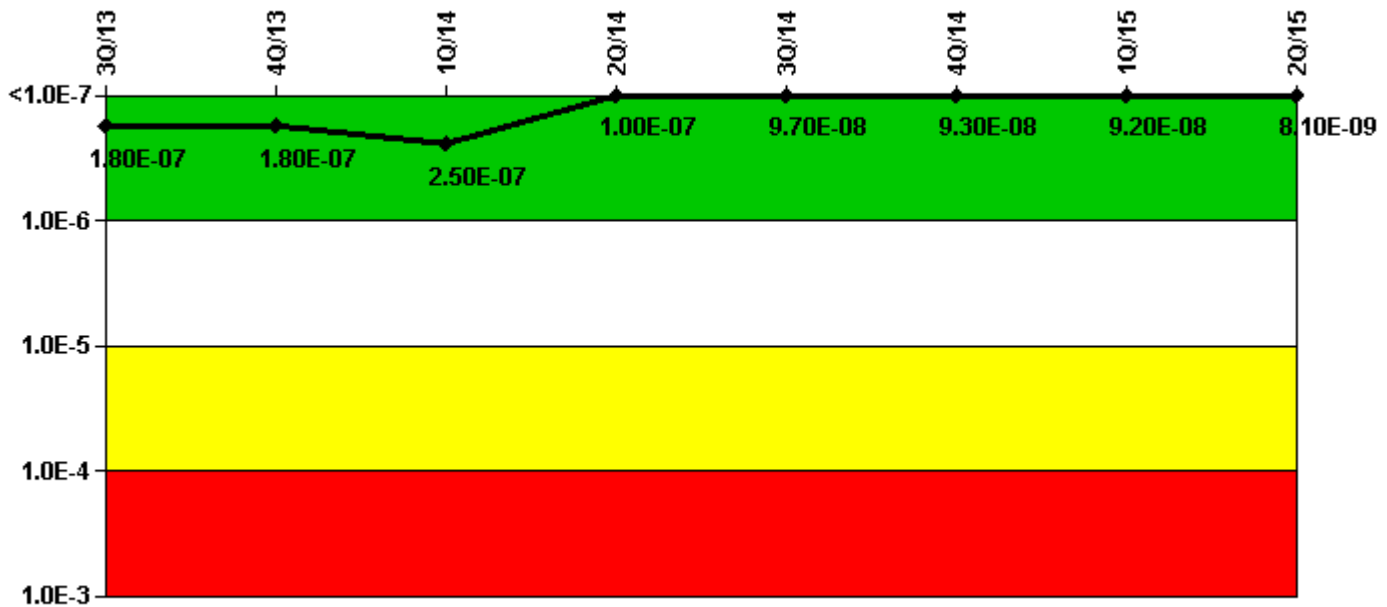
Safety System Functional Failures (PWR)	3Q/13	4Q/13	1Q/14	2Q/14	3Q/14	4Q/14	1Q/15	2Q/15
Safety System Functional Failures	0	0	0	0	0	1	0	1
Indicator value	0	0	0	0	0	1	1	2

Licensee Comments:

2Q/15: LER 1-15-001.

4Q/14: LER 446/14-005-00

Mitigating Systems Performance Index, Emergency AC Power System



Thresholds: White > 1.00E-6 Yellow > 1.00E-5 Red > 1.00E-4

Notes


Mitigating Systems Performance Index, Emergency AC Power System	3Q/13	4Q/13	1Q/14	2Q/14	3Q/14	4Q/14	1Q/15	2Q/15
UAI (Δ CDF)	3.14E-08	4.57E-08	4.95E-08	4.62E-08	4.14E-08	4.05E-08	4.05E-08	2.98E-08
URI (Δ CDF)	1.48E-07	1.31E-07	2.03E-07	5.73E-08	5.54E-08	5.22E-08	5.14E-08	-2.18E-08
PLE	NO	NO	NO	NO	NO	NO	NO	NO
Indicator value	1.80E-07	1.80E-07	2.50E-07	1.00E-07	9.70E-08	9.30E-08	9.20E-08	8.10E-09

Licensee Comments:

2Q/14: Added 1.7 hours of unavailability for EDG 2-02 in June 2014 that was previously overlooked. This change did not affect the color of the indicator.

3Q/13: Changed PRA Parameter(s). Changed PRA Parameters due to PRA Model Update Revision 5. Reference MSPI Basis Document, R&R-PN-112, Revision 7.

Mitigating Systems Performance Index, High Pressure Injection System



Thresholds: White > 1.00E-6 Yellow > 1.00E-5 Red > 1.00E-4

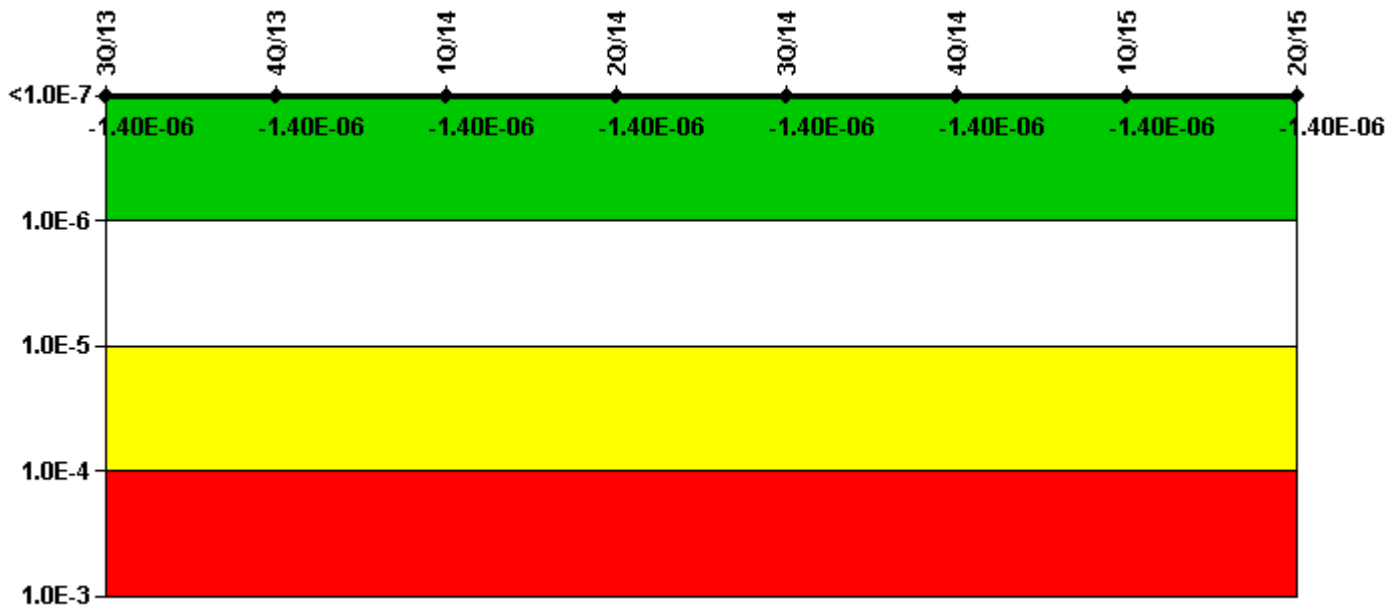
Notes

Mitigating Systems Performance Index, High Pressure Injection System	3Q/13	4Q/13	1Q/14	2Q/14	3Q/14	4Q/14	1Q/15	2Q/15
UAI (Δ CDF)	1.30E-12	3.99E-12	1.57E-11	1.54E-11	1.73E-09	1.73E-09	1.45E-09	1.45E-09
URI (Δ CDF)	3.36E-08	3.35E-08	3.33E-08	3.33E-08	3.78E-08	3.76E-08	3.29E-08	3.27E-08
PLE	NO	NO	NO	NO	NO	NO	NO	NO
Indicator value	3.40E-08	3.30E-08	3.30E-08	3.30E-08	4.00E-08	3.90E-08	3.40E-08	3.40E-08

Licensee Comments:

3Q/13: Changed PRA Parameter(s). Changed PRA Paramaters due to PRA Model Update Revision 5. Reference MSPI Basis Document, R&R-PN-112, Revision 7.

Mitigating Systems Performance Index, Heat Removal System



Thresholds: White > 1.00E-6 Yellow > 1.00E-5 Red > 1.00E-4

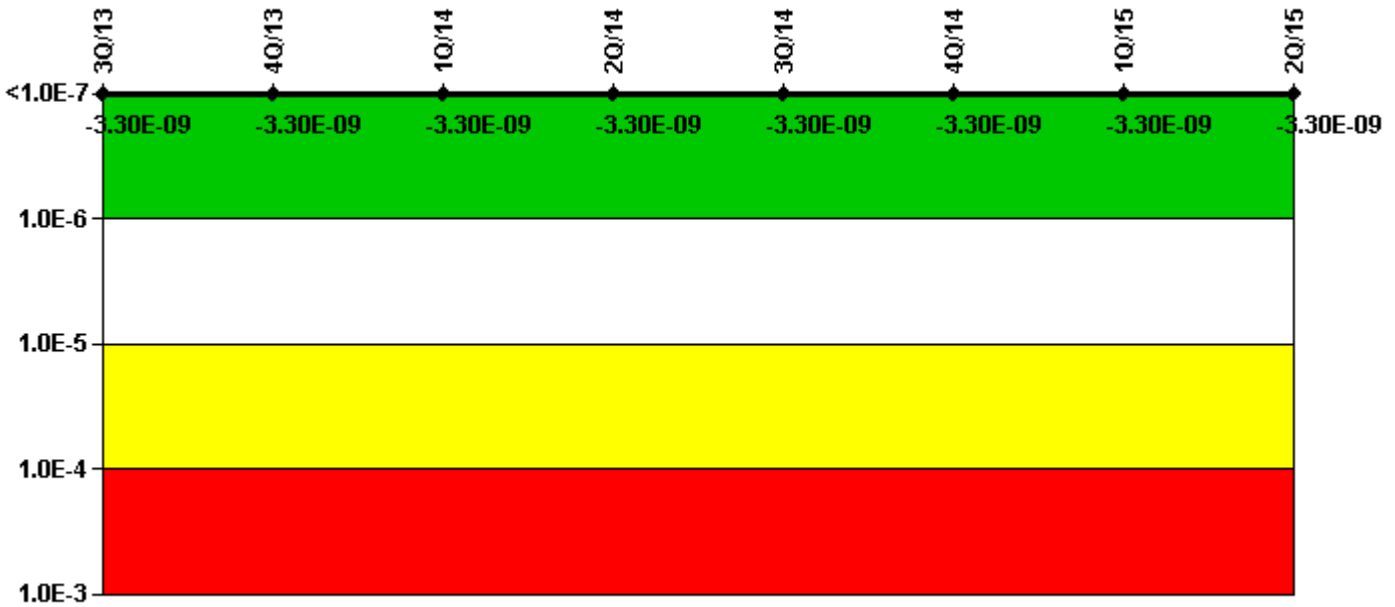
Notes

Mitigating Systems Performance Index, Heat Removal System	3Q/13	4Q/13	1Q/14	2Q/14	3Q/14	4Q/14	1Q/15	2Q/15
UAI (Δ CDF)	-1.08E-06	-1.08E-06	-1.07E-06	-1.09E-06	-1.09E-06	-1.09E-06	-1.09E-06	-1.09E-06
URI (Δ CDF)	-2.76E-07	-2.92E-07	-2.99E-07	-2.97E-07	-2.96E-07	-2.95E-07	-3.02E-07	-3.01E-07
PLE	NO	NO	NO	NO	NO	NO	NO	NO
Indicator value	-1.40E-06	-1.40E-06	-1.40E-06	-1.40E-06	-1.40E-06	-1.40E-06	-1.40E-06	-1.40E-06

Licensee Comments:

3Q/13: Changed PRA Parameter(s). Changed PRA Parameters due to PRA Model Update Revision 5. Reference MSPI Basis Document, R&R-PN-112, Revision 7.

Mitigating Systems Performance Index, Residual Heat Removal System



Thresholds: White > 1.00E-6 Yellow > 1.00E-5 Red > 1.00E-4

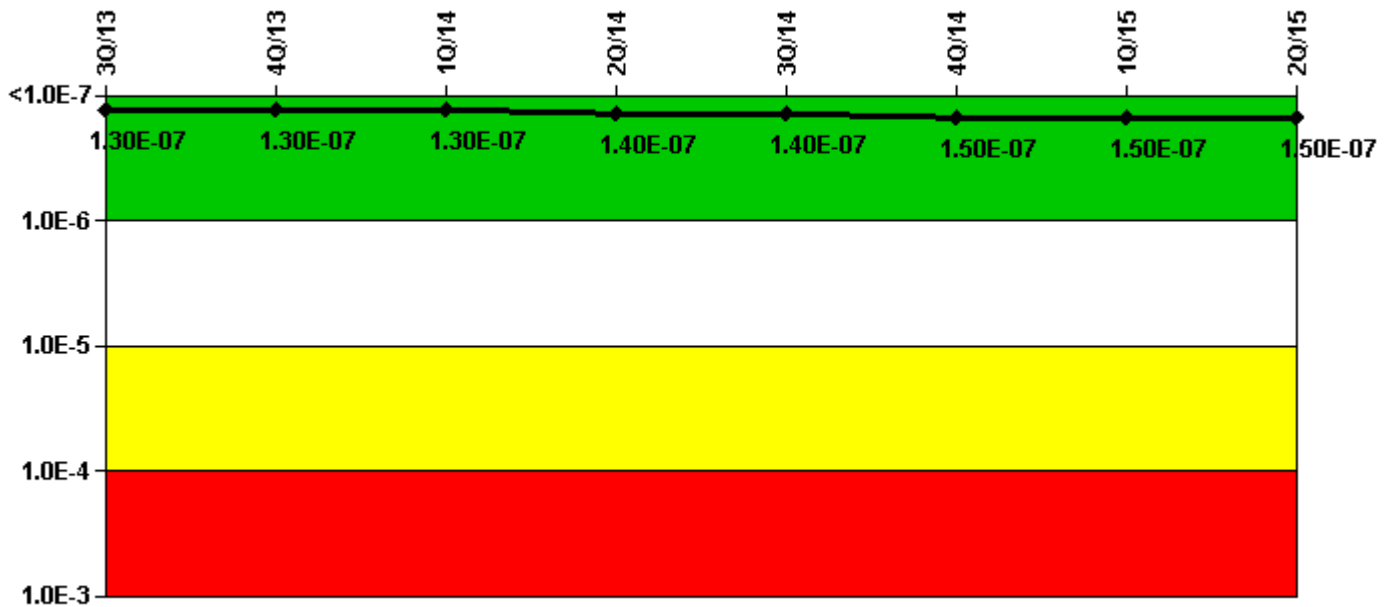
Notes

Mitigating Systems Performance Index, Residual Heat Removal System	3Q/13	4Q/13	1Q/14	2Q/14	3Q/14	4Q/14	1Q/15	2Q/15
UAI (Δ CDF)	-8.59E-10	-8.59E-10	-8.59E-10	-8.41E-10	-8.41E-10	-8.41E-10	-8.41E-10	-8.41E-10
URI (Δ CDF)	-2.47E-09	-2.47E-09	-2.47E-09	-2.48E-09	-2.47E-09	-2.47E-09	-2.47E-09	-2.47E-09
PLE	NO	NO	NO	NO	NO	NO	NO	NO
Indicator value	-3.30E-09	-3.30E-09	-3.30E-09	-3.30E-09	-3.30E-09	-3.30E-09	-3.30E-09	-3.30E-09

Licensee Comments:

3Q/13: Changed PRA Parameter(s). Changed PRA Parameters due to PRA Model Update Revision 5. Reference MSPI Basis Document, R&R-PN-112, Revision 7.

Mitigating Systems Performance Index, Cooling Water Systems



Thresholds: White > 1.00E-6 Yellow > 1.00E-5 Red > 1.00E-4

Notes

Mitigating Systems Performance Index, Cooling Water Systems	3Q/13	4Q/13	1Q/14	2Q/14	3Q/14	4Q/14	1Q/15	2Q/15
UAI (Δ CDF)	-1.33E-08	-1.32E-08	-9.93E-09	2.39E-09	1.69E-09	9.18E-09	8.66E-09	1.57E-08
URI (Δ CDF)	1.44E-07	1.40E-07	1.38E-07	1.40E-07	1.40E-07	1.39E-07	1.37E-07	1.36E-07
PLE	NO	NO	NO	NO	NO	NO	NO	NO
Indicator value	1.30E-07	1.30E-07	1.30E-07	1.40E-07	1.40E-07	1.50E-07	1.50E-07	1.50E-07

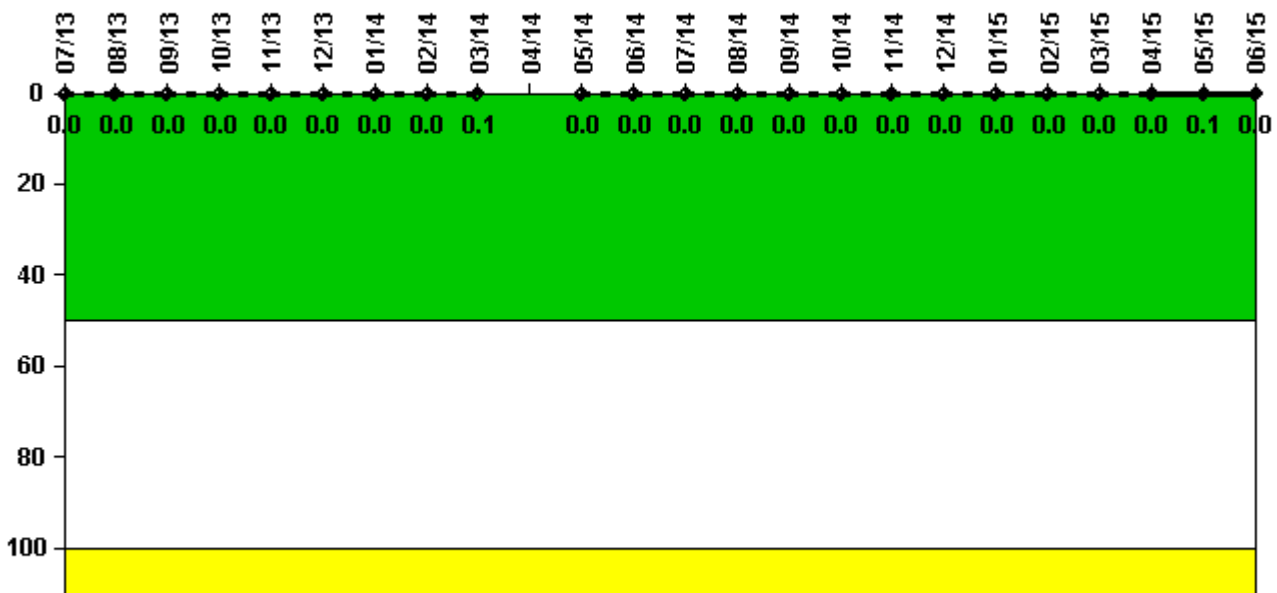
Licensee Comments:

4Q/13: The Unit 2 Cooling Water System data for 4Q2013 has been corrected to include a failure record (ICES 307922). This is an MSPI failure and is reported for OE criteria. This data change did not result in a change to the indicator color.

3Q/13: Changed PRA Parameters due to PRA Model Update Revision 5. Reference MSPI Basis Document, R&R-PN-112, Revision 7. The Unit 2 Cooling Water System data for 3Q2013 has been corrected to include a failure record (ICES 307922). This is an MSPI failure and is reported for OE criteria. This data change did not result in a change to the indicator color.

3Q/13: Changed PRA Parameter(s). Changed PRA Parameters due to PRA Model Update Revision 5. Reference MSPI Basis Document, R&R-PN-112, Revision 7.

Reactor Coolant System Activity



Thresholds: White > 50.0 Yellow > 100.0

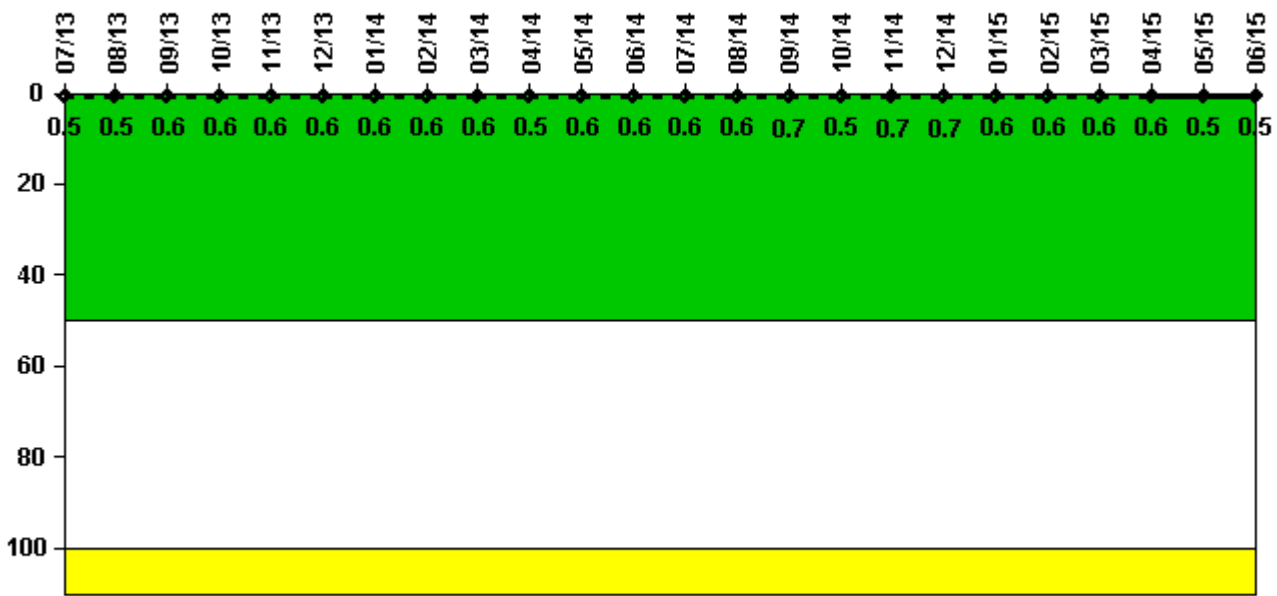
Notes

Reactor Coolant System Activity	7/13	8/13	9/13	10/13	11/13	12/13	1/14	2/14	3/14	4/14	5/14	6/14
Maximum activity	0.000128	0.000119	0.000137	0.000123	0.000223	0.000142	0.000168	0.000158	0.000439	N/A	0.000098	0.000097
Technical specification limit	0.5	0.5	0.5	0.5	0.5	0.5	0.5	0.5	0.5	0.5	0.5	0.5
Indicator value	0	0	0	0	0	0	0	0	0.1	N/A	0	0

Reactor Coolant System Activity	7/14	8/14	9/14	10/14	11/14	12/14	1/15	2/15	3/15	4/15	5/15	6/15
Maximum activity	0.000113	0.000146	0.000140	0.000133	0.000170	0.000130	0.000140	0.000161	0.000156	0.000158	0.000566	0.000145
Technical specification limit	0.5	0.5	0.5	0.5	0.5	0.5	0.5	0.5	0.5	0.5	0.5	0.5
Indicator value	0	0	0	0	0	0	0	0	0	0	0.1	0

Licensee Comments: none

Reactor Coolant System Leakage



Thresholds: White > 50.0 Yellow > 100.0

Notes

Reactor Coolant System Leakage	7/13	8/13	9/13	10/13	11/13	12/13	1/14	2/14	3/14	4/14	5/14	6/14
Maximum leakage	0.053	0.053	0.056	0.059	0.059	0.060	0.060	0.059	0.064	0.054	0.060	0.055
Technical specification limit	10.0	10.0	10.0	10.0	10.0	10.0	10.0	10.0	10.0	10.0	10.0	10.0
Indicator value	0.5	0.5	0.6	0.6	0.6	0.6	0.6	0.6	0.6	0.5	0.6	0.6
Reactor Coolant System Leakage	7/14	8/14	9/14	10/14	11/14	12/14	1/15	2/15	3/15	4/15	5/15	6/15
Maximum leakage	0.060	0.060	0.067	0.053	0.069	0.065	0.064	0.055	0.061	0.059	0.052	0.053
Technical specification limit	10.0	10.0	10.0	10.0	10.0	10.0	10.0	10.0	10.0	10.0	10.0	10.0
Indicator value	0.6	0.6	0.7	0.5	0.7	0.7	0.6	0.6	0.6	0.6	0.5	0.5

Licensee Comments:

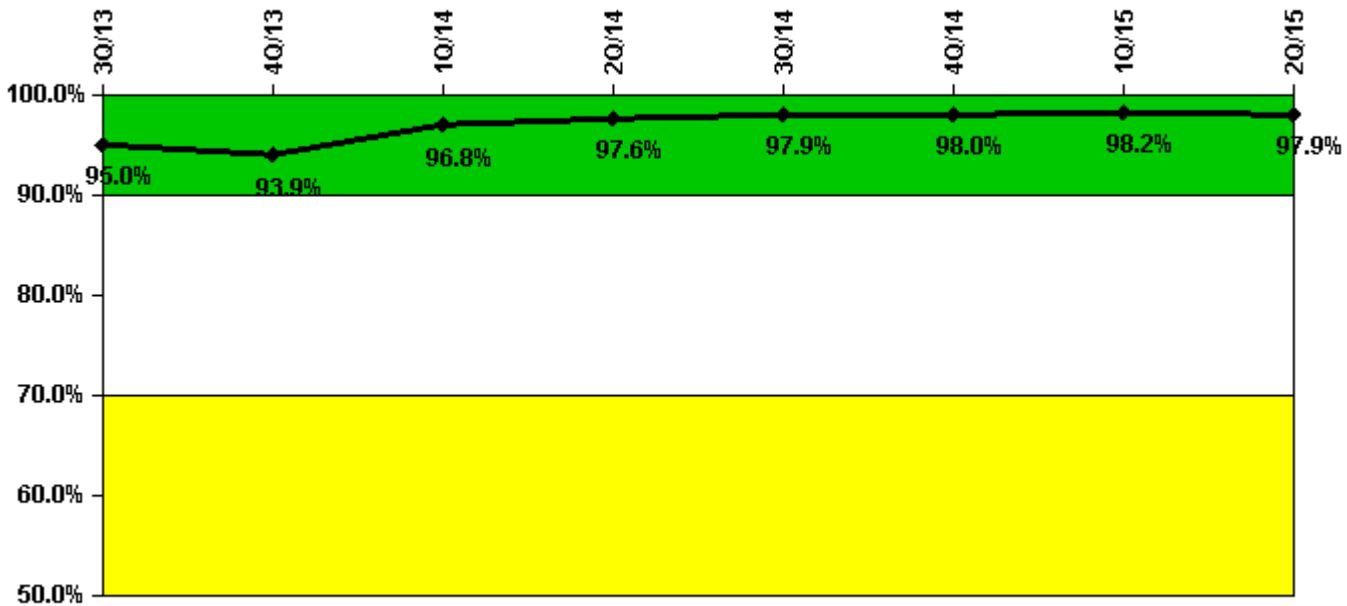
- 6/15: RCS total leakage is being reported as identified leakage.
- 3/15: RCS total leakage is being reported as identified leakage.
- 12/14: RCS total leakage is being reported as identified leakage.
- 9/14: RCS total leakage is being reported as identified leakage.
- 6/14: RCS total leakage is being reported as identified leakage.

3/14: RCS total leakage is being reported as identified leakage.

12/13: RCS total leakage is being reported as identified leakage.

9/13: RCS total leakage is being reported as identified leakage.

Drill/Exercise Performance



Thresholds: White < 90.0% Yellow < 70.0%

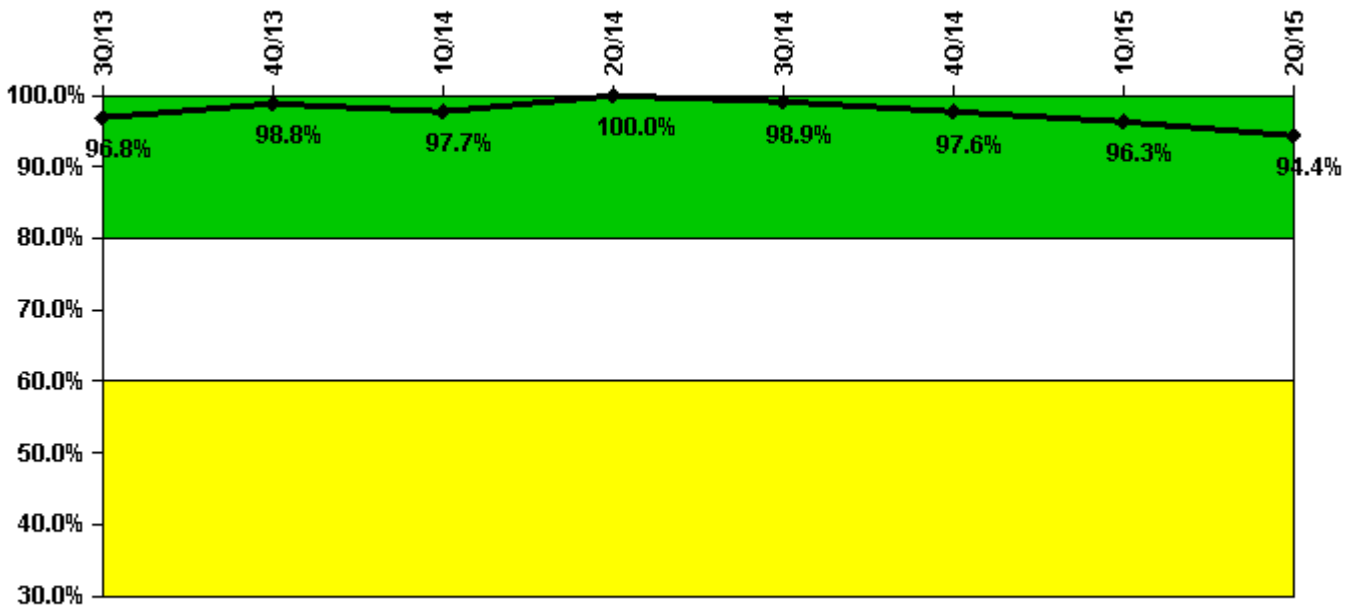
Notes

Drill/Exercise Performance	3Q/13	4Q/13	1Q/14	2Q/14	3Q/14	4Q/14	1Q/15	2Q/15
Successful opportunities	15.0	29.0	36.0	43.0	58.0	13.0	63.0	76.0
Total opportunities	16.0	32.0	36.0	43.0	58.0	13.0	63.0	79.0
Indicator value	95.0%	93.9%	96.8%	97.6%	97.9%	98.0%	98.2%	97.9%

Licensee Comments:

3Q/13: Discovered that the opportunities from 09/30/2013 were included with 4Q2013 data, vice 3Q2013. The affected time period was September 2013, and this change did not affect the "color" of the indicator.

ERO Drill Participation



Thresholds: White < 80.0% Yellow < 60.0%

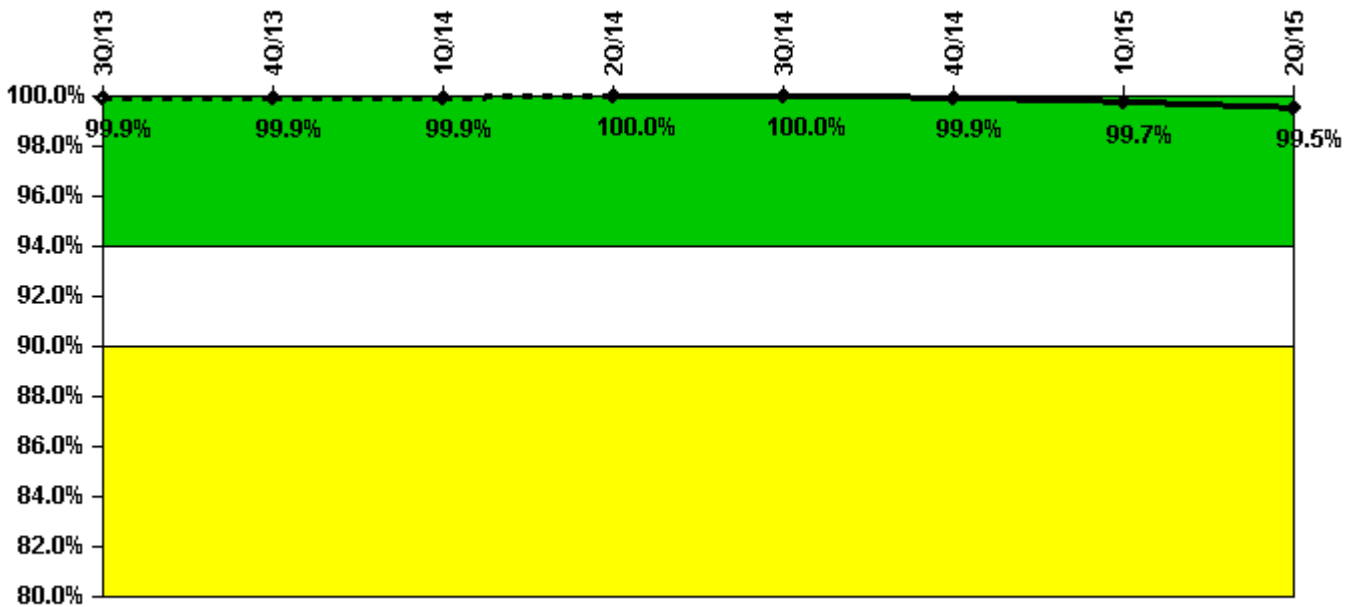
Notes

ERO Drill Participation	3Q/13	4Q/13	1Q/14	2Q/14	3Q/14	4Q/14	1Q/15	2Q/15
Participating Key personnel	92.0	84.0	85.0	87.0	86.0	83.0	77.0	84.0
Total Key personnel	95.0	85.0	87.0	87.0	87.0	85.0	80.0	89.0
Indicator value	96.8%	98.8%	97.7%	100.0%	98.9%	97.6%	96.3%	94.4%

Licensee Comments:

3Q/13: Discovered that an evaluation performed by an individual on another ERO position had not been included in EROP monthly data since June 2013. The affected time periods were June, July, Aug, & Sept 2013. This change did not affect the "color" of the indicator.

Alert & Notification System



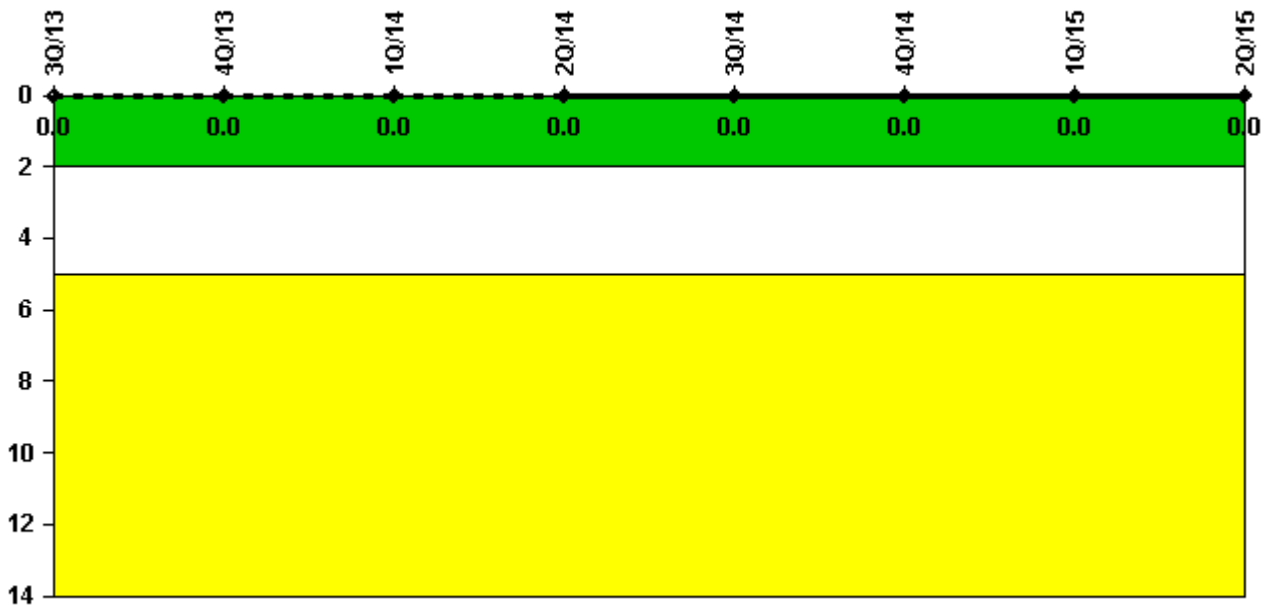
Thresholds: White < 94.0% Yellow < 90.0%

Notes

Alert & Notification System	3Q/13	4Q/13	1Q/14	2Q/14	3Q/14	4Q/14	1Q/15	2Q/15
Successful siren-tests	432	432	432	432	432	431	428	429
Total sirens-tests	432	432	432	432	432	432	432	432
Indicator value	99.9%	99.9%	99.9%	100.0%	100.0%	99.9%	99.7%	99.5%

Licensee Comments: none

Occupational Exposure Control Effectiveness



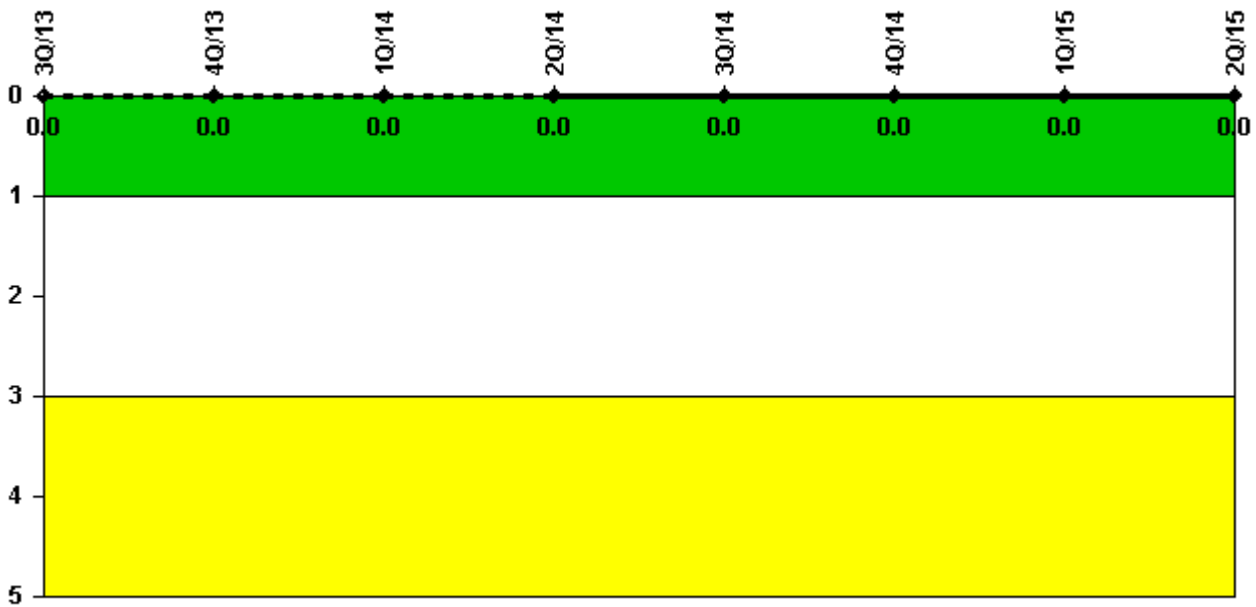
Thresholds: White > 2.0 Yellow > 5.0

Notes

Occupational Exposure Control Effectiveness	3Q/13	4Q/13	1Q/14	2Q/14	3Q/14	4Q/14	1Q/15	2Q/15
High radiation area occurrences	0	0	0	0	0	0	0	0
Very high radiation area occurrences	0	0	0	0	0	0	0	0
Unintended exposure occurrences	0	0	0	0	0	0	0	0
Indicator value	0	0	0	0	0	0	0	0

Licensee Comments: none

RETS/ODCM Radiological Effluent



Thresholds: White > 1.0 Yellow > 3.0

Notes

RETS/ODCM Radiological Effluent	3Q/13	4Q/13	1Q/14	2Q/14	3Q/14	4Q/14	1Q/15	2Q/15
RETS/ODCM occurrences	0	0	0	0	0	0	0	0
Indicator value	0	0	0	0	0	0	0	0

Licensee Comments: none

Although the Security Cornerstone is included in the Reactor Oversight Process assessment program, the Commission has decided that specific information related to findings and performance indicators pertaining to the Security Cornerstone will not be publicly available to ensure that security information is not provided to a possible adversary. Other than the fact that a finding or performance indicator is Green or Greater-Than-Green, security related information will not be displayed on the public web page.

 [Action Matrix Summary](#) | [Inspection Findings Summary](#) | [PI Summary](#) | [Reactor Oversight Process](#)

Last Modified: July 24, 2015