

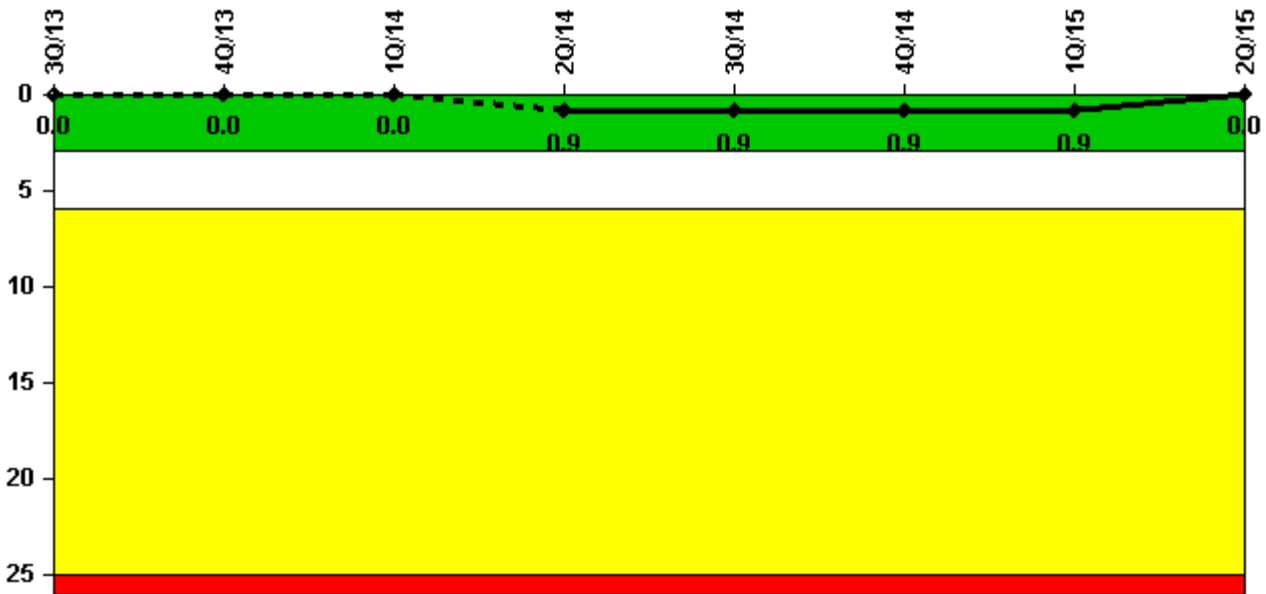
Beaver Valley 2

2Q/2015 Performance Indicators

The solid trend line represents the current reporting period.

Licensee's General Comments: none

Unplanned Scrams per 7000 Critical Hrs



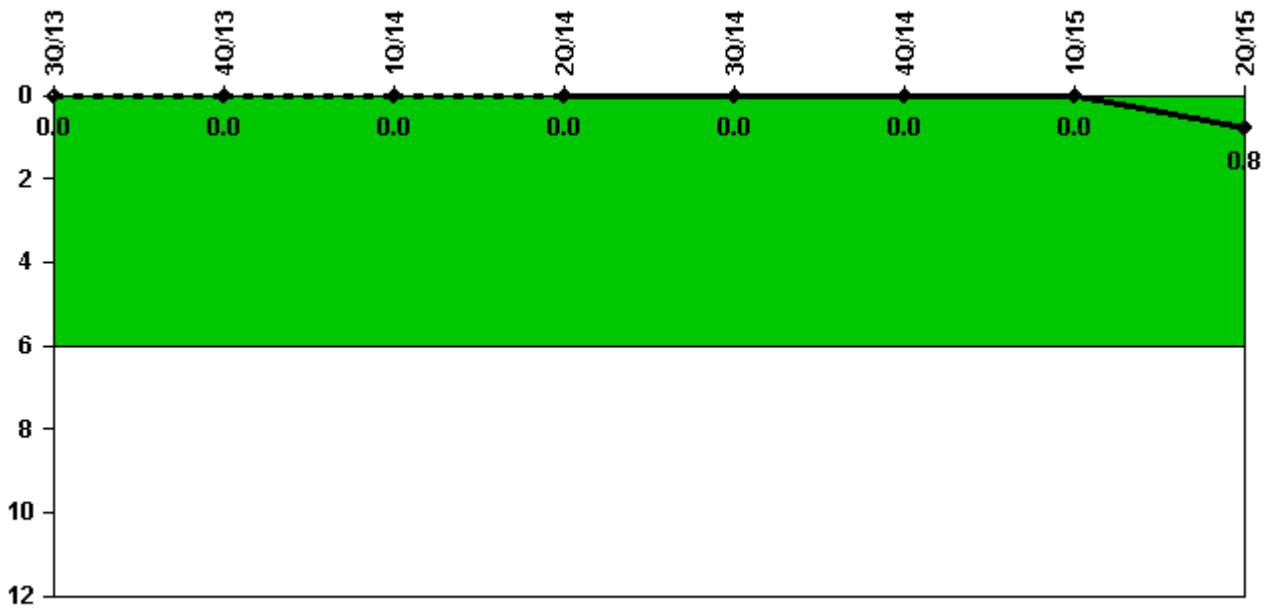
Thresholds: White > 3.0 Yellow > 6.0 Red > 25.0

Notes

Unplanned Scrams per 7000 Critical Hrs	3Q/13	4Q/13	1Q/14	2Q/14	3Q/14	4Q/14	1Q/15	2Q/15
Unplanned scrams	0	0	0	1.0	0	0	0	0
Critical hours	2208.0	2209.0	2159.0	1383.5	2208.0	2209.0	2159.0	2184.0
Indicator value	0	0	0	0.9	0.9	0.9	0.9	0

Licensee Comments: none

Unplanned Power Changes per 7000 Critical Hrs



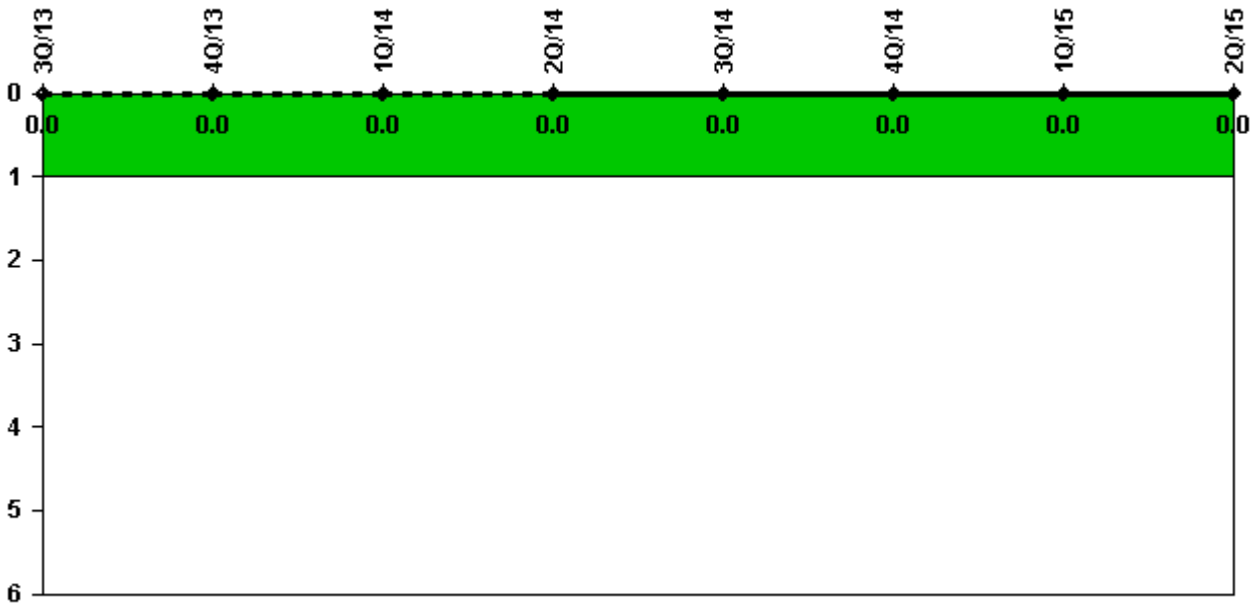
Thresholds: White > 6.0

Notes

Unplanned Power Changes per 7000 Critical Hrs	3Q/13	4Q/13	1Q/14	2Q/14	3Q/14	4Q/14	1Q/15	2Q/15
Unplanned power changes	0	0	0	0	0	0	0	1.0
Critical hours	2208.0	2209.0	2159.0	1383.5	2208.0	2209.0	2159.0	2184.0
Indicator value	0	0	0	0	0	0	0	0.8

Licensee Comments: none

Unplanned Scrams with Complications



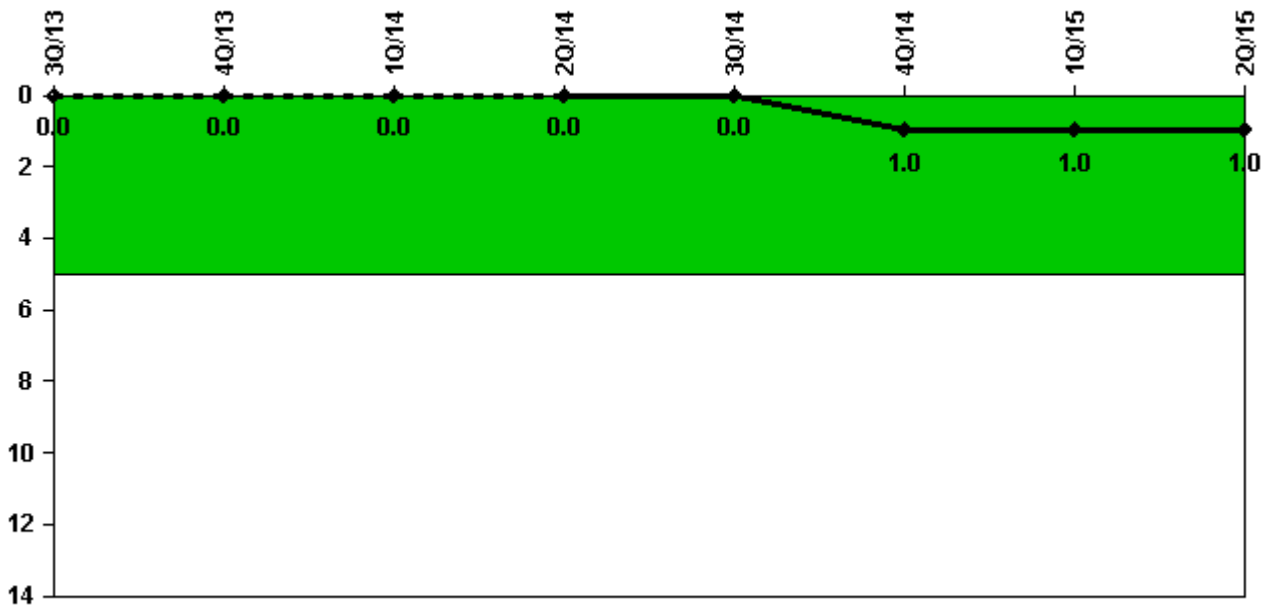
Thresholds: White > 1.0

Notes

Unplanned Scrams with Complications	3Q/13	4Q/13	1Q/14	2Q/14	3Q/14	4Q/14	1Q/15	2Q/15
Scrams with complications	0	0	0	0	0	0	0	0
Indicator value	0.0	0.0	0.0	0.0	0.0	0.0	0.0	0.0

Licensee Comments: none

Safety System Functional Failures (PWR)



Thresholds: White > 5.0

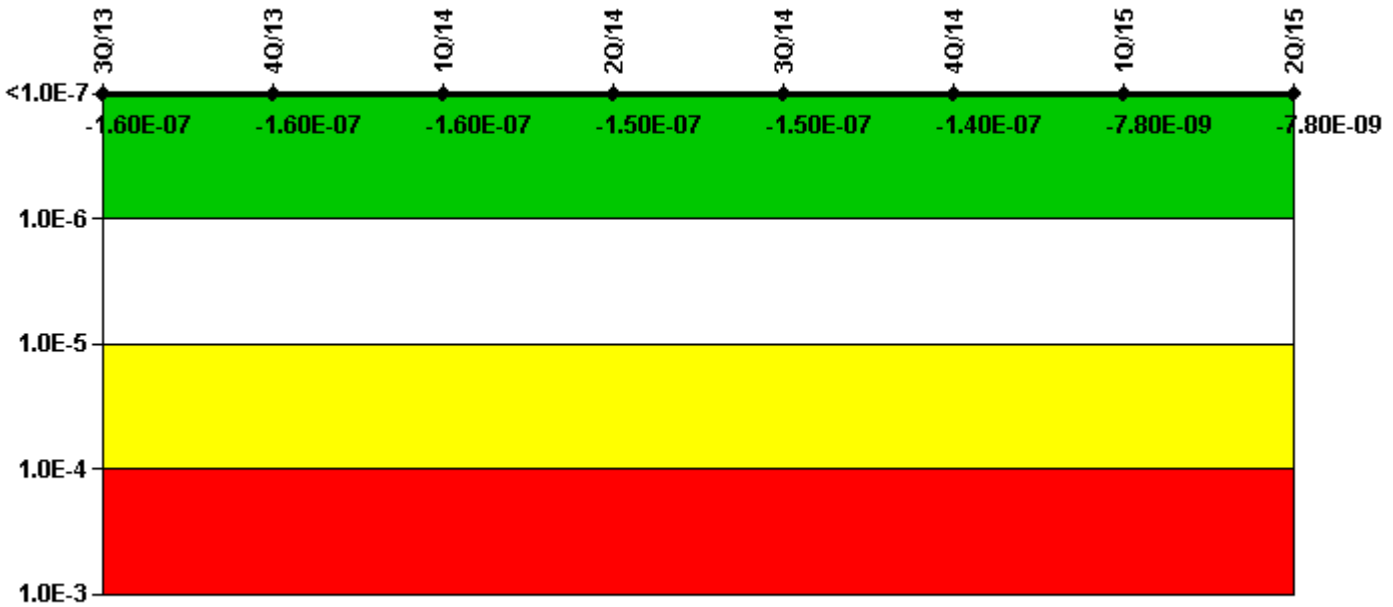
Notes

Safety System Functional Failures (PWR)	3Q/13	4Q/13	1Q/14	2Q/14	3Q/14	4Q/14	1Q/15	2Q/15
Safety System Functional Failures	0	0	0	0	0	1	0	0
Indicator value	0	0	0	0	0	1	1	1

Licensee Comments:

4Q/14: LER 2014-005-00 Containment was rendered inoperable due to the removal of the equipment hatch missile shield prior to Mode 5

Mitigating Systems Performance Index, Emergency AC Power System




Thresholds: White > 1.00E-6 Yellow > 1.00E-5 Red > 1.00E-4

Notes

Mitigating Systems Performance Index, Emergency AC Power System	3Q/13	4Q/13	1Q/14	2Q/14	3Q/14	4Q/14	1Q/15	2Q/15
UAI (Δ CDF)	-1.67E-08	-1.67E-08	-1.71E-08	-1.67E-08	-1.67E-08	-1.67E-08	-8.58E-09	-8.58E-09
URI (Δ CDF)	-1.46E-07	-1.43E-07	-1.39E-07	-1.36E-07	-1.32E-07	-1.28E-07	8.17E-10	8.17E-10
PLE	NO	NO	NO	NO	NO	NO	NO	NO
Indicator value	-1.60E-07	-1.60E-07	-1.60E-07	-1.50E-07	-1.50E-07	-1.40E-07	-7.80E-09	-7.80E-09

Licensee Comments: none

Mitigating Systems Performance Index, High Pressure Injection System




Thresholds: White > 1.00E-6 Yellow > 1.00E-5 Red > 1.00E-4

Notes

Mitigating Systems Performance Index, High Pressure Injection System	3Q/13	4Q/13	1Q/14	2Q/14	3Q/14	4Q/14	1Q/15	2Q/15
UAI (Δ CDF)	2.93E-08	2.93E-08	2.85E-08	2.93E-08	2.93E-08	2.93E-08	2.94E-08	2.94E-08
URI (Δ CDF)	-4.06E-09	-3.65E-09	-3.21E-09	-2.76E-09	-2.28E-09	-1.79E-09	-1.79E-09	-1.79E-09
PLE	NO	NO	NO	NO	NO	NO	NO	NO
Indicator value	2.50E-08	2.60E-08	2.50E-08	2.70E-08	2.70E-08	2.80E-08	2.80E-08	2.80E-08

Licensee Comments: none

Mitigating Systems Performance Index, Heat Removal System




Thresholds: White > 1.00E-6 Yellow > 1.00E-5 Red > 1.00E-4

Notes

Mitigating Systems Performance Index, Heat Removal System	3Q/13	4Q/13	1Q/14	2Q/14	3Q/14	4Q/14	1Q/15	2Q/15
UAI (Δ CDF)	-1.16E-08	-1.14E-08	-1.16E-08	-1.30E-08	-1.28E-08	-1.15E-08	-1.19E-08	-1.20E-08
URI (Δ CDF)	-2.75E-08	-2.75E-08	-2.74E-08	-2.61E-08	-2.61E-08	-2.61E-08	-2.61E-08	-2.61E-08
PLE	NO	NO	NO	NO	NO	NO	NO	NO
Indicator value	-3.90E-08	-3.90E-08	-3.90E-08	-3.90E-08	-3.90E-08	-3.80E-08	-3.80E-08	-3.80E-08

Licensee Comments: none

Mitigating Systems Performance Index, Residual Heat Removal System




Thresholds: White > 1.00E-6 Yellow > 1.00E-5 Red > 1.00E-4

Notes

Mitigating Systems Performance Index, Residual Heat Removal System	3Q/13	4Q/13	1Q/14	2Q/14	3Q/14	4Q/14	1Q/15	2Q/15
UAI (Δ CDF)	-8.98E-10	-1.02E-09	-1.05E-09	-1.28E-09	-1.17E-09	-1.11E-09	-1.00E-09	-1.48E-09
URI (Δ CDF)	-2.06E-09	-2.03E-09	-1.99E-09	-1.96E-09	-1.93E-09	-1.90E-09	-1.90E-09	-1.90E-09
PLE	NO	NO	NO	NO	NO	NO	NO	NO
Indicator value	-3.00E-09	-3.00E-09	-3.00E-09	-3.20E-09	-3.10E-09	-3.00E-09	-2.90E-09	-3.40E-09

Licensee Comments: none

Mitigating Systems Performance Index, Cooling Water Systems



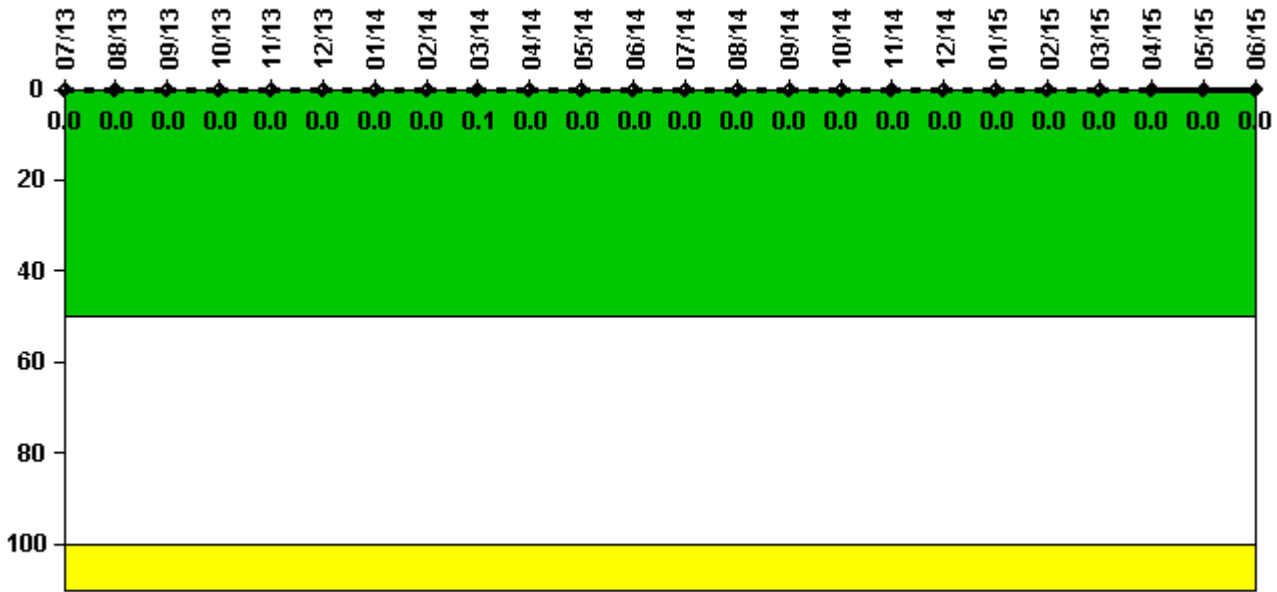
Thresholds: White > 1.00E-6 Yellow > 1.00E-5 Red > 1.00E-4

Notes

Mitigating Systems Performance Index, Cooling Water Systems	3Q/13	4Q/13	1Q/14	2Q/14	3Q/14	4Q/14	1Q/15	2Q/15
UAI (Δ CDF)	2.21E-09	2.21E-09	2.15E-09	1.71E-09	1.71E-09	1.71E-09	1.72E-09	-1.34E-10
URI (Δ CDF)	1.01E-08	1.01E-08	1.01E-08	-4.14E-09	-4.14E-09	-4.14E-09	-4.14E-09	-4.14E-09
PLE	NO	NO	NO	NO	NO	NO	NO	NO
Indicator value	1.20E-08	1.20E-08	1.20E-08	-2.40E-09	-2.40E-09	-2.40E-09	-2.40E-09	-4.30E-09

Licensee Comments: none

Reactor Coolant System Activity



Thresholds: White > 50.0 Yellow > 100.0


Notes

Reactor Coolant System Activity	7/13	8/13	9/13	10/13	11/13	12/13	1/14	2/14	3/14	4/14	5/14	6/14
Maximum activity	0.000124	0.000129	0.000136	0.000138	0.000145	0.000146	0.000153	0.000170	0.000185	0.000158	0.000074	0.000074
Technical specification limit	0.4	0.4	0.4	0.4	0.4	0.4	0.4	0.4	0.4	0.4	0.4	0.4
Indicator value	0	0	0	0	0	0	0	0	0.1	0	0	0

Reactor Coolant System Activity	7/14	8/14	9/14	10/14	11/14	12/14	1/15	2/15	3/15	4/15	5/15	6/15
Maximum activity	0.000086	0.000112	0.000085	0.000093	0.000088	0.000092	0.000097	0.000100	0.000107	0.000103	0.000105	0.000116
Technical specification limit	0.4	0.4	0.4	0.4	0.4	0.4	0.4	0.4	0.4	0.4	0.4	0.4
Indicator value	0	0	0	0	0	0	0	0	0	0	0	0

Licensee Comments: none

Reactor Coolant System Leakage



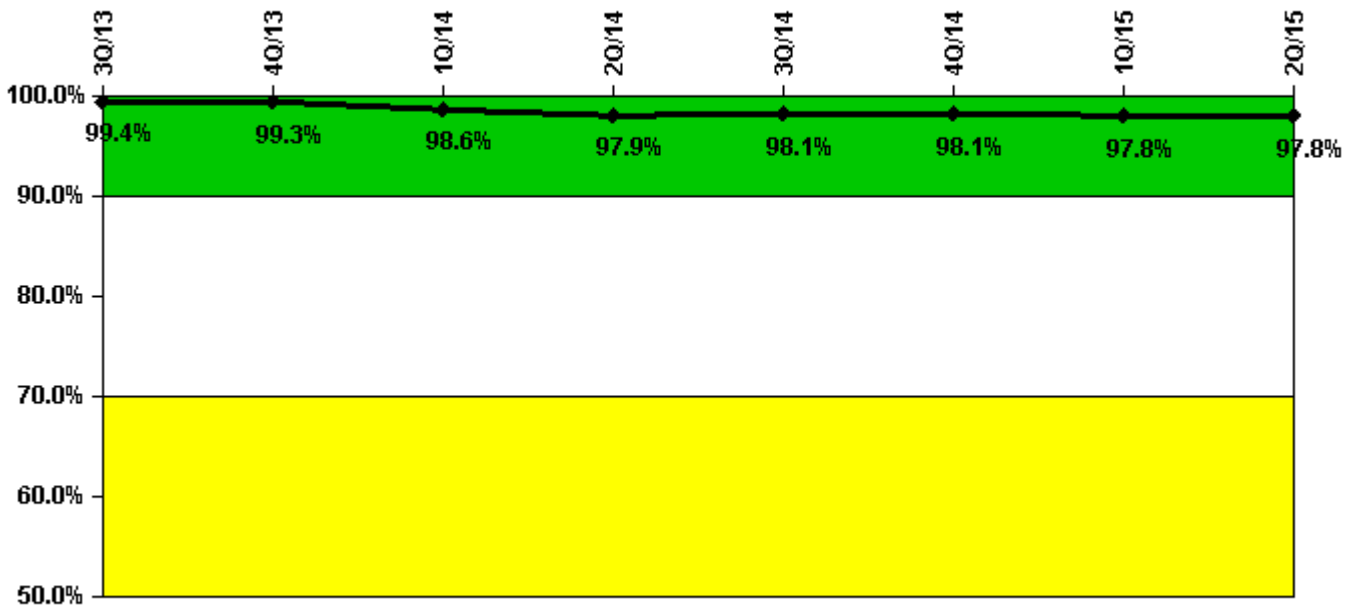
Thresholds: White > 50.0 Yellow > 100.0

Notes

Reactor Coolant System Leakage	7/13	8/13	9/13	10/13	11/13	12/13	1/14	2/14	3/14	4/14	5/14	6/14
Maximum leakage	0.890	0.130	0.130	0.130	0.130	0.130	0.140	0.140	0.140	0.140	0.090	0.100
Technical specification limit	10.0	10.0	10.0	10.0	10.0	10.0	10.0	10.0	10.0	10.0	10.0	10.0
Indicator value	8.9	1.3	1.3	1.3	1.3	1.3	1.4	1.4	1.4	1.4	0.9	1.0
Reactor Coolant System Leakage	7/14	8/14	9/14	10/14	11/14	12/14	1/15	2/15	3/15	4/15	5/15	6/15
Maximum leakage	0.090	0.110	0.110	0.150	0.120	0.100	0.100	0.090	0.100	0.100	0.100	0.090
Technical specification limit	10.0	10.0	10.0	10.0	10.0	10.0	10.0	10.0	10.0	10.0	10.0	10.0
Indicator value	0.9	1.1	1.1	1.5	1.2	1.0	1.0	0.9	1.0	1.0	1.0	0.9

Licensee Comments: none

Drill/Exercise Performance



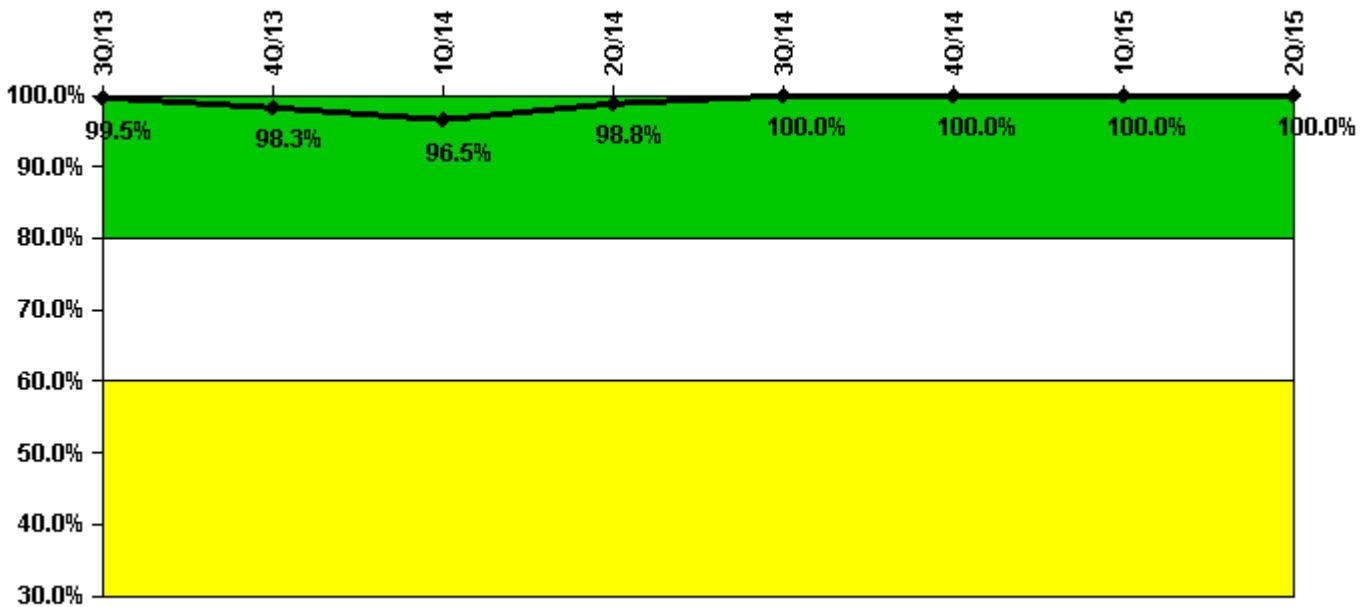
Thresholds: White < 90.0% Yellow < 70.0%

Notes

Drill/Exercise Performance	3Q/13	4Q/13	1Q/14	2Q/14	3Q/14	4Q/14	1Q/15	2Q/15
Successful opportunities	21.0	4.0	10.0	42.0	91.0	100.0	58.0	36.0
Total opportunities	21.0	4.0	11.0	44.0	92.0	102.0	60.0	36.0
Indicator value	99.4%	99.3%	98.6%	97.9%	98.1%	98.1%	97.8%	97.8%

Licensee Comments: none

ERO Drill Participation



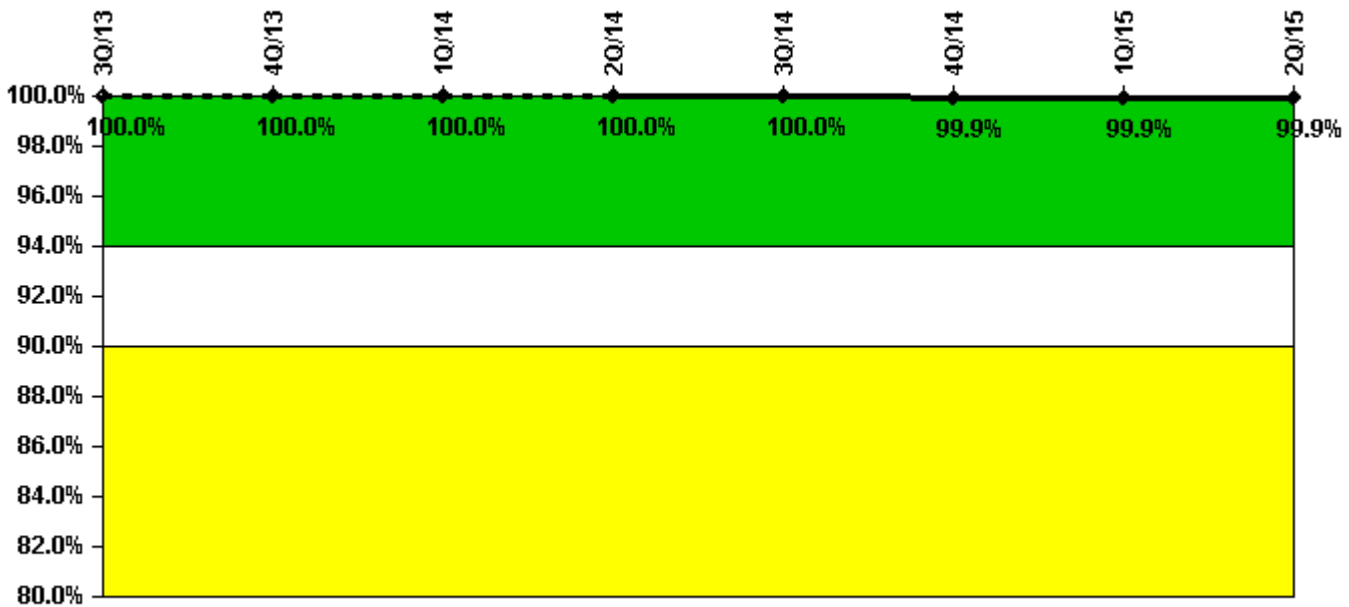
Thresholds: White < 80.0% Yellow < 60.0%

Notes

ERO Drill Participation	3Q/13	4Q/13	1Q/14	2Q/14	3Q/14	4Q/14	1Q/15	2Q/15
Participating Key personnel	186.0	175.0	166.0	165.0	162.0	173.0	175.0	173.0
Total Key personnel	187.0	178.0	172.0	167.0	162.0	173.0	175.0	173.0
Indicator value	99.5%	98.3%	96.5%	98.8%	100.0%	100.0%	100.0%	100.0%

Licensee Comments: none

Alert & Notification System



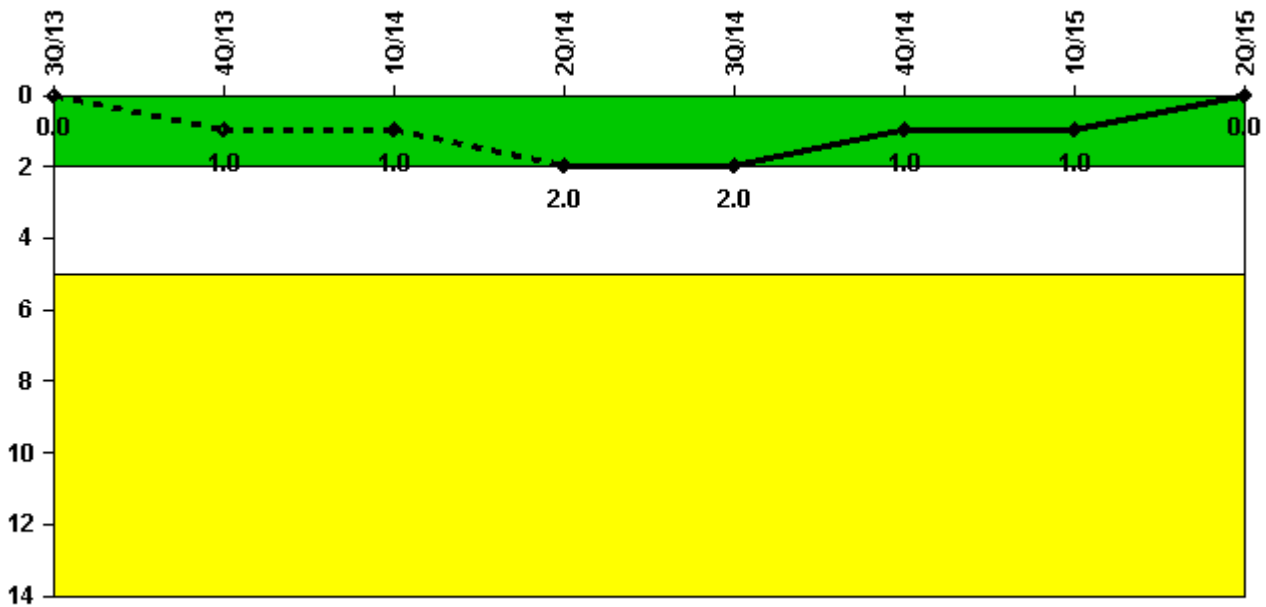
Thresholds: White < 94.0% Yellow < 90.0%

Notes

Alert & Notification System	3Q/13	4Q/13	1Q/14	2Q/14	3Q/14	4Q/14	1Q/15	2Q/15
Successful siren-tests	1560	1680	1440	1560	1679	1554	1558	1560
Total sirens-tests	1560	1680	1440	1560	1680	1560	1560	1560
Indicator value	100.0%	100.0%	100.0%	100.0%	100.0%	99.9%	99.9%	99.9%

Licensee Comments: none

Occupational Exposure Control Effectiveness



Thresholds: White > 2.0 Yellow > 5.0

Notes

Occupational Exposure Control Effectiveness	3Q/13	4Q/13	1Q/14	2Q/14	3Q/14	4Q/14	1Q/15	2Q/15
High radiation area occurrences	0	0	0	1	0	0	0	0
Very high radiation area occurrences	0	1	0	0	0	0	0	0
Unintended exposure occurrences	0	0	0	0	0	0	0	0
Indicator value	0	1	1	2	2	1	1	0

Licensee Comments: none

RETS/ODCM Radiological Effluent



Thresholds: White > 1.0 Yellow > 3.0

Notes

RETS/ODCM Radiological Effluent	3Q/13	4Q/13	1Q/14	2Q/14	3Q/14	4Q/14	1Q/15	2Q/15
RETS/ODCM occurrences	0	0	0	0	0	0	0	0
Indicator value	0	0	0	0	0	0	0	0

Licensee Comments: none

Although the Security Cornerstone is included in the Reactor Oversight Process assessment program, the Commission has decided that specific information related to findings and performance indicators pertaining to the Security Cornerstone will not be publicly available to ensure that security information is not provided to a possible adversary. Other than the fact that a finding or performance indicator is Green or Greater-Than-Green, security related information will not be displayed on the public web page.

 [Action Matrix Summary](#) | [Inspection Findings Summary](#) | [PI Summary](#) | [Reactor Oversight Process](#)

Last Modified: July 24, 2015