

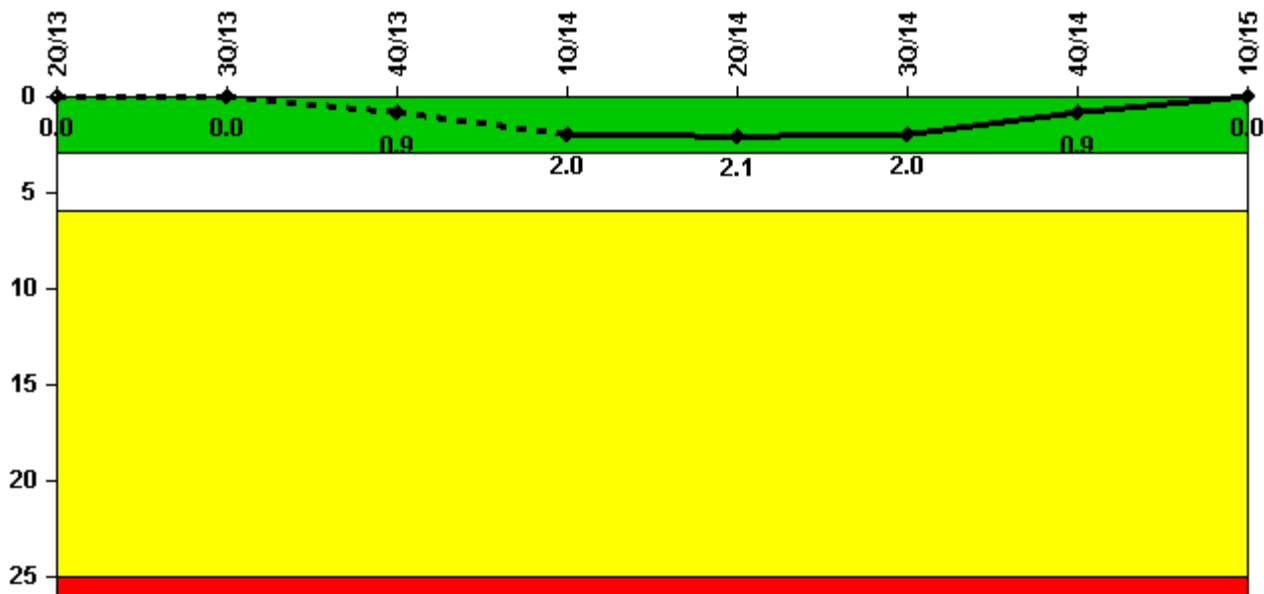
Robinson 2

1Q/2015 Performance Indicators

The solid trend line represents the current reporting period.

Licensee's General Comments: none

Unplanned Scrams per 7000 Critical Hrs



Thresholds: White > 3.0 Yellow > 6.0 Red > 25.0

Notes

Unplanned Scrams per 7000 Critical Hrs	2Q/13	3Q/13	4Q/13	1Q/14	2Q/14	3Q/14	4Q/14	1Q/15
Unplanned scrams	0	0	1.0	1.0	0	0	0	0
Critical hours	2184.0	1804.3	1321.7	1540.7	2028.2	2208.0	2209.0	2159.0
Indicator value	0	0	0.9	2.0	2.1	2.0	0.9	0

Licensee Comments:

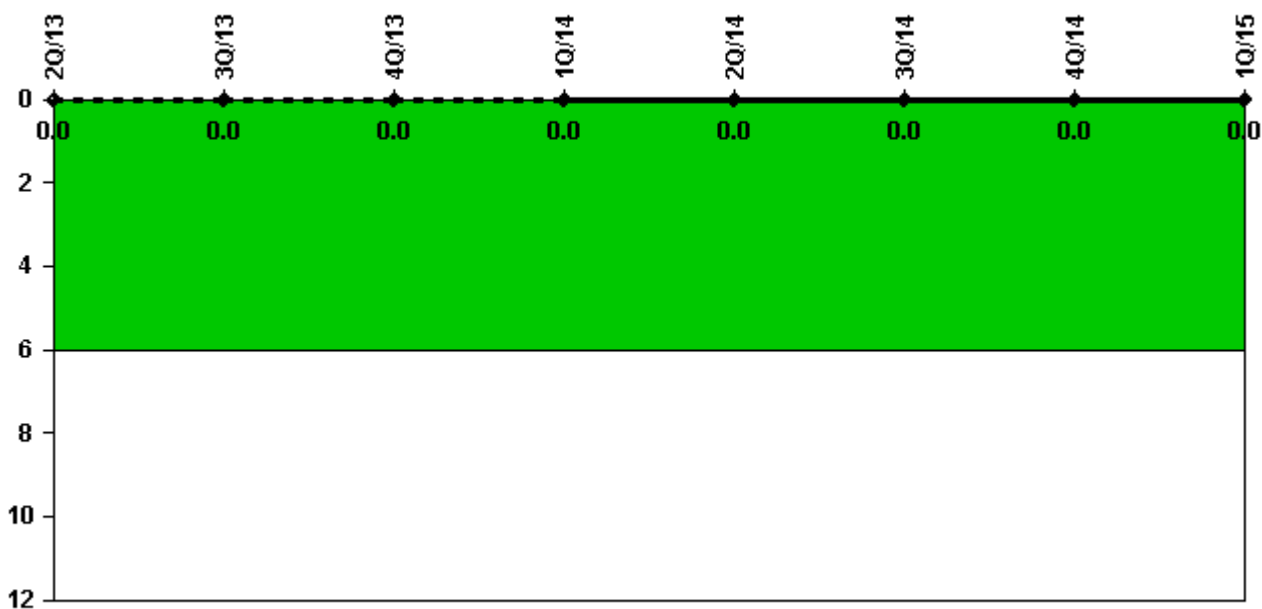
3Q/14: None

2Q/14: None

3Q/13: None

3Q/13: None

Unplanned Power Changes per 7000 Critical Hrs



Thresholds: White > 6.0

Notes

Unplanned Power Changes per 7000 Critical Hrs	2Q/13	3Q/13	4Q/13	1Q/14	2Q/14	3Q/14	4Q/14	1Q/15
Unplanned power changes	0	0	0	0	0	0	0	0
Critical hours	2184.0	1804.3	1321.7	1540.7	2028.2	2208.0	2209.0	2159.0
Indicator value	0	0	0	0	0	0	0	0

Licensee Comments:

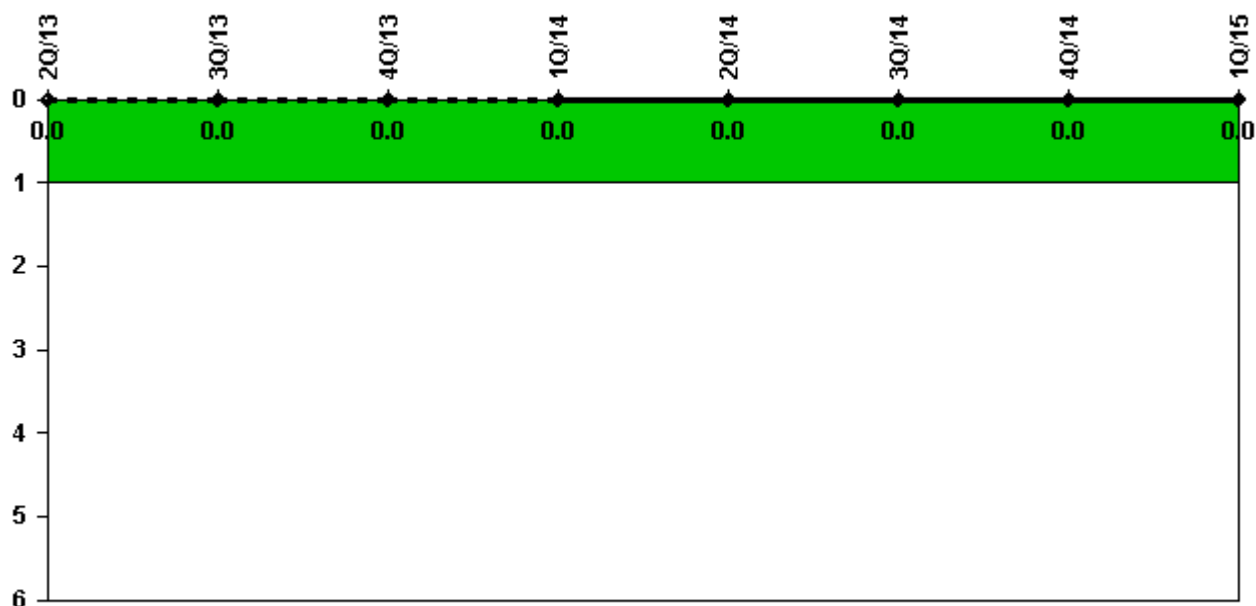
3Q/14: None

2Q/14: None

3Q/13: None

3Q/13: None

Unplanned Scrams with Complications



Thresholds: White > 1.0

Notes

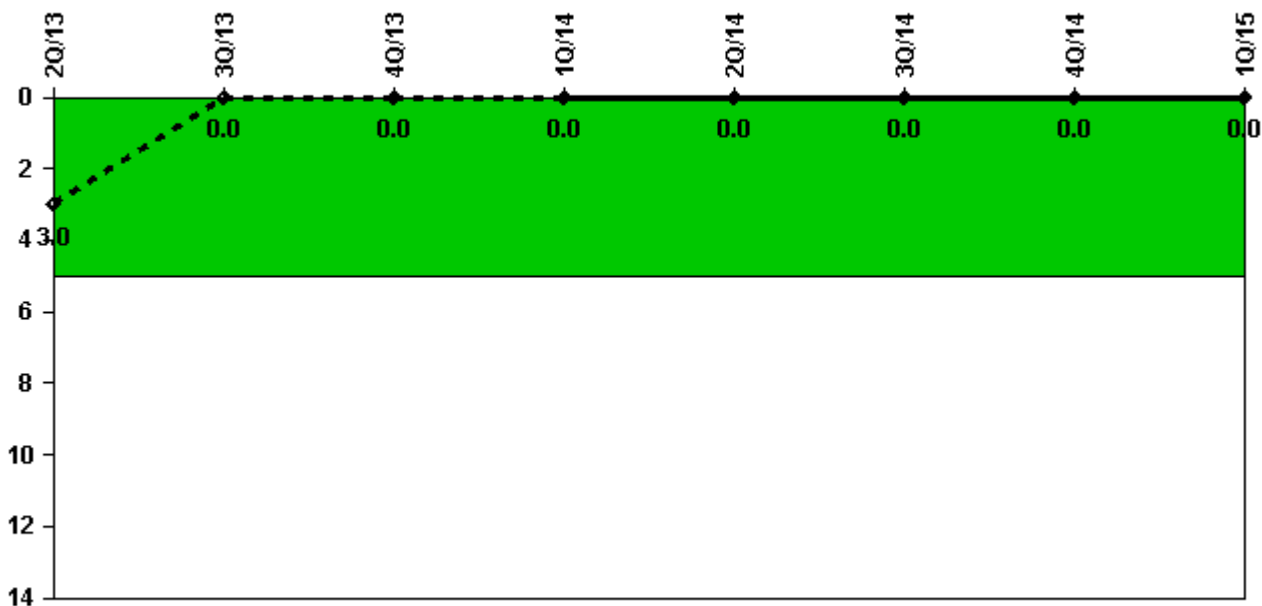
Unplanned Scrams with Complications	2Q/13	3Q/13	4Q/13	1Q/14	2Q/14	3Q/14	4Q/14	1Q/15
Scrams with complications	0	0	0	0	0	0	0	0
Indicator value	0.0	0.0	0.0	0.0	0.0	0.0	0.0	0.0

Licensee Comments:

2Q/14: None

3Q/13: None

Safety System Functional Failures (PWR)



Thresholds: White > 5.0

Notes

Safety System Functional Failures (PWR)	2Q/13	3Q/13	4Q/13	1Q/14	2Q/14	3Q/14	4Q/14	1Q/15
Safety System Functional Failures	0	0	0	0	0	0	0	0
Indicator value	3	0	0	0	0	0	0	0

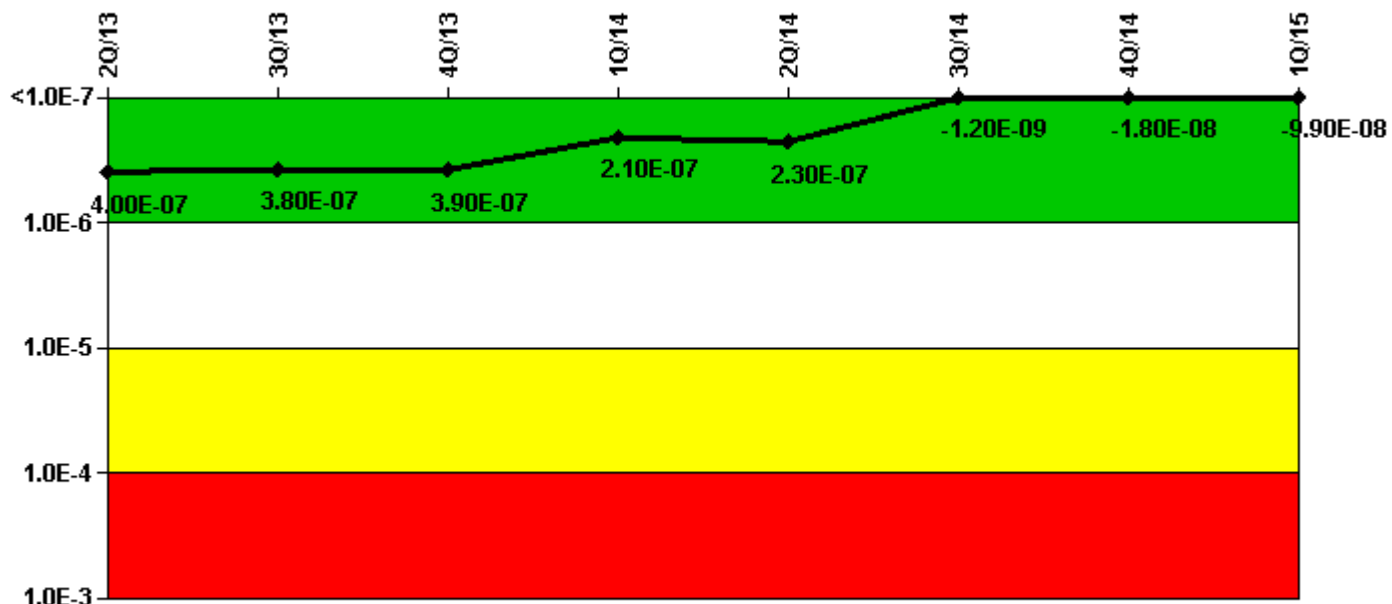
Licensee Comments:

3Q/14: None

2Q/14: None

3Q/13: None

Mitigating Systems Performance Index, Emergency AC Power System



Thresholds: White > 1.00E-6 Yellow > 1.00E-5 Red > 1.00E-4

Notes

Mitigating Systems Performance Index, Emergency AC Power System	2Q/13	3Q/13	4Q/13	1Q/14	2Q/14	3Q/14	4Q/14	1Q/15
UAI (ΔCDF)	9.56E-08	6.49E-08	6.19E-08	1.55E-08	3.36E-08	3.48E-08	1.49E-08	3.75E-08
URI (ΔCDF)	3.02E-07	3.16E-07	3.25E-07	1.90E-07	1.99E-07	-3.60E-08	-3.33E-08	-1.36E-07
PLE	NO	NO	NO	NO	NO	NO	NO	NO
Indicator value	4.00E-07	3.80E-07	3.90E-07	2.10E-07	2.30E-07	-1.20E-09	-1.80E-08	-9.90E-08

Licensee Comments:

3Q/14: None

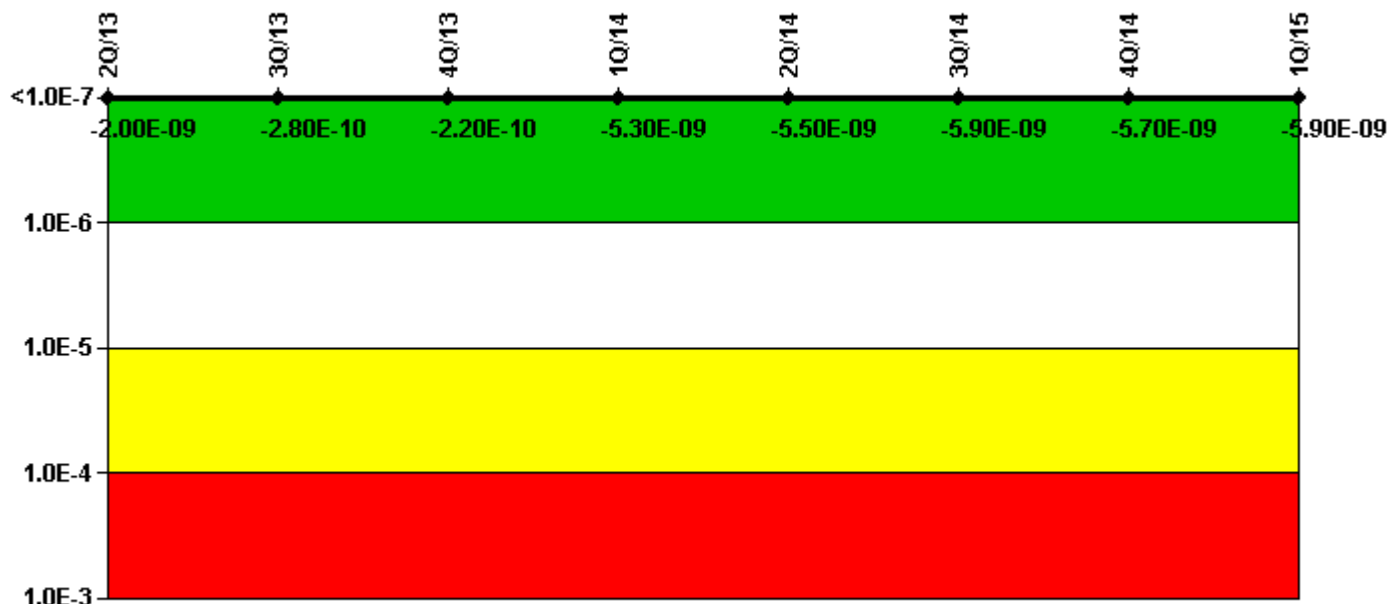
2Q/14: None

1Q/14: Changed PRA Parameter(s).

3Q/13: None

3Q/13: None

Mitigating Systems Performance Index, High Pressure Injection System



Thresholds: White > 1.00E-6 Yellow > 1.00E-5 Red > 1.00E-4

Notes

Mitigating Systems Performance Index, High Pressure Injection System	2Q/13	3Q/13	4Q/13	1Q/14	2Q/14	3Q/14	4Q/14	1Q/15
UAI (Δ CDF)	3.13E-09	4.80E-09	4.86E-09	-5.50E-10	-7.49E-10	-1.10E-09	-9.16E-10	-1.13E-09
URI (Δ CDF)	-5.08E-09	-5.08E-09	-5.08E-09	-4.79E-09	-4.79E-09	-4.79E-09	-4.79E-09	-4.79E-09
PLE	NO	NO	NO	NO	NO	NO	NO	NO
Indicator value	-2.00E-09	-2.80E-10	-2.20E-10	-5.30E-09	-5.50E-09	-5.90E-09	-5.70E-09	-5.90E-09

Licensee Comments:

3Q/14: None

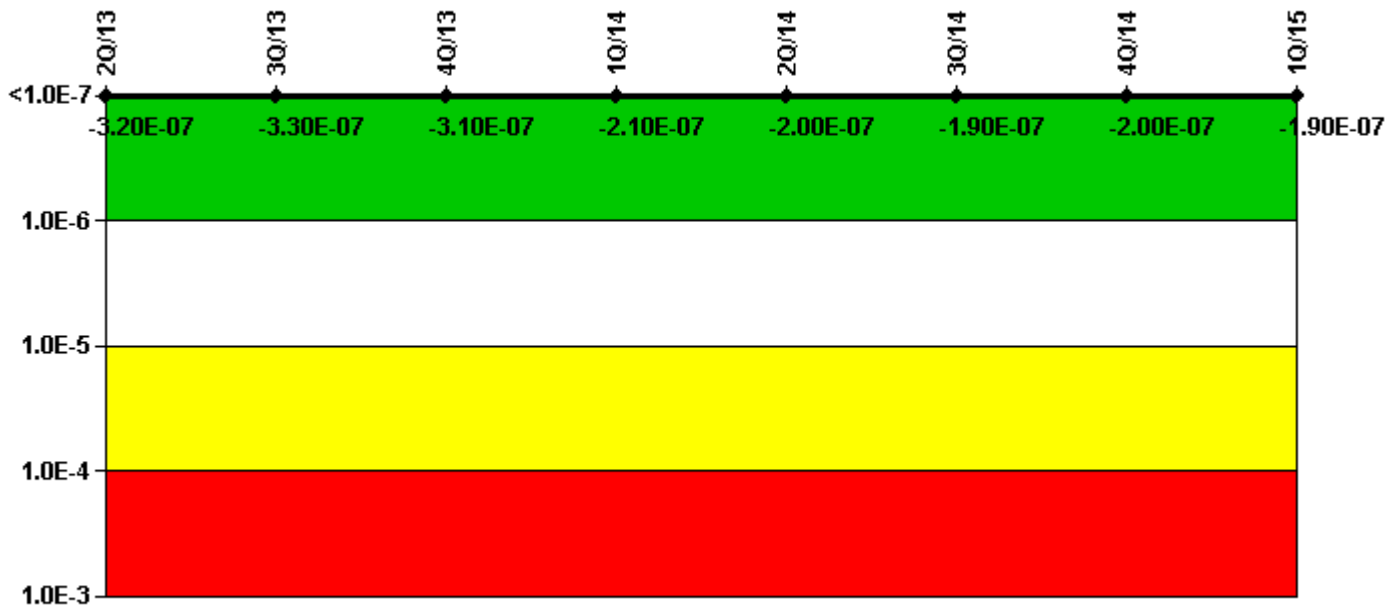
2Q/14: None

1Q/14: Changed PRA Parameter(s).

3Q/13: None

3Q/13: None

Mitigating Systems Performance Index, Heat Removal System



Thresholds: White > 1.00E-6 Yellow > 1.00E-5 Red > 1.00E-4

Notes

Mitigating Systems Performance Index, Heat Removal System	2Q/13	3Q/13	4Q/13	1Q/14	2Q/14	3Q/14	4Q/14	1Q/15
UAI (Δ CDF)	1.69E-09	-1.41E-08	8.81E-09	-3.64E-08	-3.19E-08	-2.44E-08	-2.87E-08	-2.42E-08
URI (Δ CDF)	-3.20E-07	-3.17E-07	-3.19E-07	-1.71E-07	-1.71E-07	-1.69E-07	-1.69E-07	-1.68E-07
PLE	NO	NO	NO	NO	NO	NO	NO	NO
Indicator value	-3.20E-07	-3.30E-07	-3.10E-07	-2.10E-07	-2.00E-07	-1.90E-07	-2.00E-07	-1.90E-07

Licensee Comments:

3Q/14: None


2Q/14: None

1Q/14: Changed PRA Parameter(s).

3Q/13: None

3Q/13: None

Mitigating Systems Performance Index, Residual Heat Removal System



Thresholds: White > 1.00E-6 Yellow > 1.00E-5 Red > 1.00E-4

Notes

Mitigating Systems Performance Index, Residual Heat Removal System	2Q/13	3Q/13	4Q/13	1Q/14	2Q/14	3Q/14	4Q/14	1Q/15
UAI (Δ CDF)	1.59E-09	4.70E-10	9.65E-10	7.26E-10	1.22E-09	2.30E-09	2.81E-09	4.15E-09
URI (Δ CDF)	-1.86E-08	-1.86E-08	-1.86E-08	-1.84E-08	-1.84E-08	-1.84E-08	-1.84E-08	-1.84E-08
PLE	NO	NO	NO	NO	NO	NO	NO	NO
Indicator value	-1.70E-08	-1.80E-08	-1.80E-08	-1.80E-08	-1.70E-08	-1.60E-08	-1.60E-08	-1.40E-08

Licensee Comments:

3Q/14: None

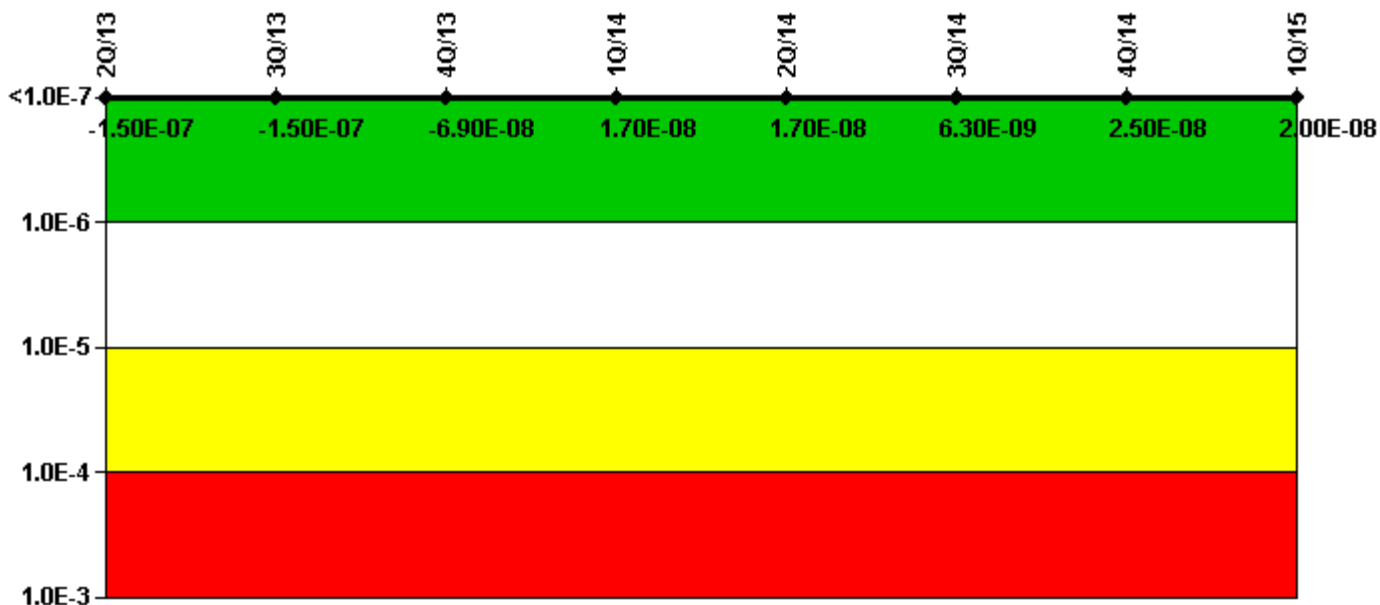
2Q/14: None

1Q/14: Changed PRA Parameter(s).

3Q/13: None

3Q/13: None

Mitigating Systems Performance Index, Cooling Water Systems



Thresholds: White > 1.00E-6 Yellow > 1.00E-5 Red > 1.00E-4

Notes

Mitigating Systems Performance Index, Cooling Water Systems	2Q/13	3Q/13	4Q/13	1Q/14	2Q/14	3Q/14	4Q/14	1Q/15
UAI (Δ CDF)	3.10E-08	3.61E-08	3.60E-08	4.77E-08	4.69E-08	3.67E-08	5.51E-08	5.00E-08
URI (Δ CDF)	-1.82E-07	-1.82E-07	-1.04E-07	-3.04E-08	-3.04E-08	-3.04E-08	-3.04E-08	-3.04E-08
PLE	NO	NO	NO	NO	NO	NO	NO	NO
Indicator value	-1.50E-07	-1.50E-07	-6.90E-08	1.70E-08	1.70E-08	6.30E-09	2.50E-08	2.00E-08

Licensee Comments:

3Q/14: None

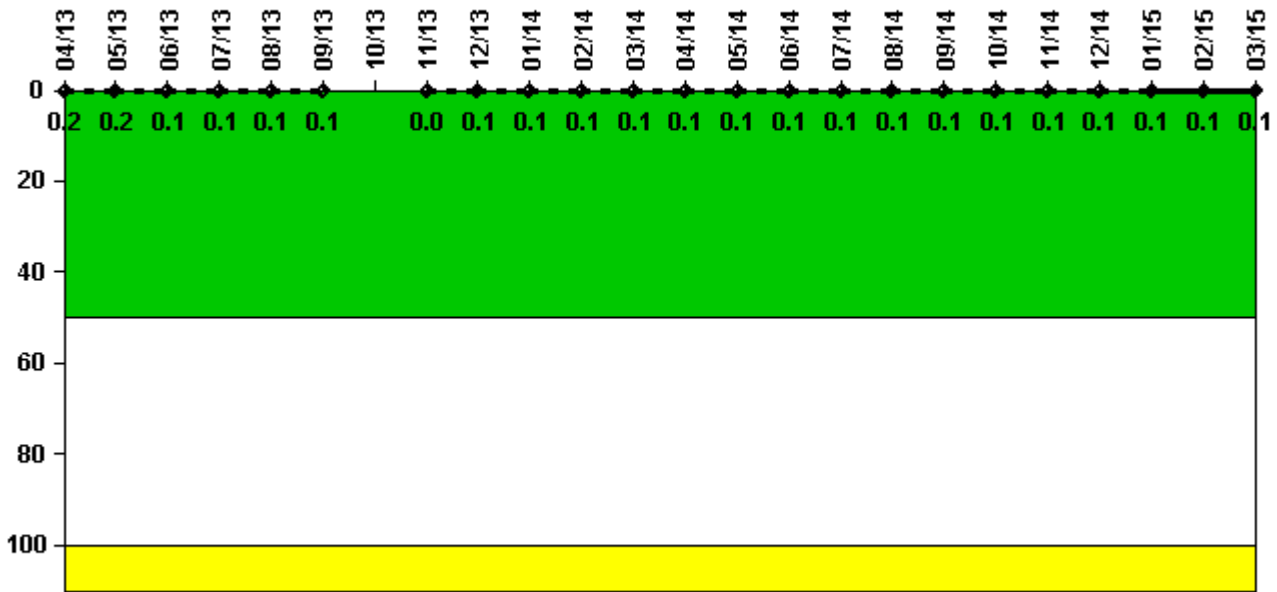
2Q/14: None

1Q/14: Changed PRA Parameter(s).

3Q/13: None

3Q/13: None

Reactor Coolant System Activity



Thresholds: White > 50.0 Yellow > 100.0

Notes

Reactor Coolant System Activity	4/13	5/13	6/13	7/13	8/13	9/13	10/13	11/13	12/13	1/14	2/14	3/14
Maximum activity	0.000482	0.000492	0.000330	0.000331	0.000339	0.000329	N/A	0.000109	0.000328	0.000186	0.000181	0.000187
Technical specification limit	0.3	0.3	0.3	0.3	0.3	0.3	0.3	0.3	0.3	0.3	0.3	0.3
Indicator value	0.2	0.2	0.1	0.1	0.1	0.1	N/A	0	0.1	0.1	0.1	0.1

Reactor Coolant System Activity	4/14	5/14	6/14	7/14	8/14	9/14	10/14	11/14	12/14	1/15	2/15	3/15
Maximum activity	0.000198	0.000202	0.000210	0.000209	0.000216	0.000214	0.000214	0.000232	0.000240	0.000172	0.000196	0.000235
Technical specification limit	0.3	0.3	0.3	0.3	0.3	0.3	0.3	0.3	0.3	0.3	0.3	0.3
Indicator												

value	0.1	0.1	0.1	0.1	0.1	0.1	0.1	0.1	0.1	0.1	0.1	0.1
-------	-----	-----	-----	-----	-----	-----	-----	-----	-----	-----	-----	-----

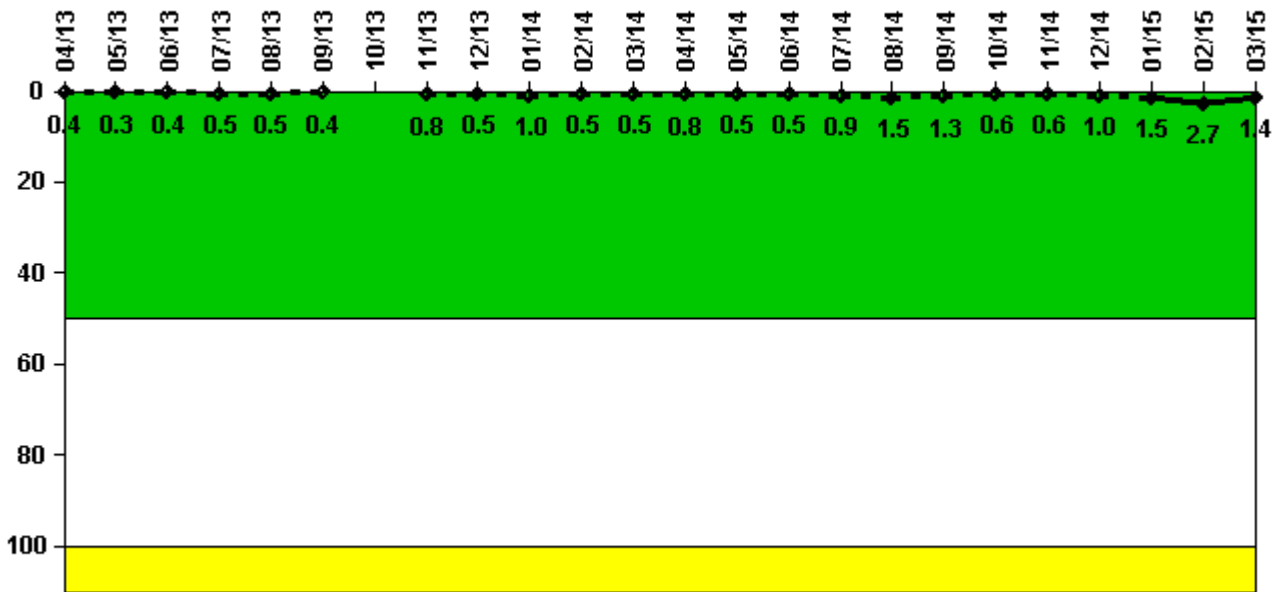
Licensee Comments:

9/14: None

6/14: None

9/13: None

Reactor Coolant System Leakage



Thresholds: White > 50.0 Yellow > 100.0

Notes

Reactor Coolant System Leakage	4/13	5/13	6/13	7/13	8/13	9/13	10/13	11/13	12/13	1/14	2/14	3/14
Maximum leakage	0.040	0.030	0.040	0.050	0.050	0.040	N/A	0.080	0.050	0.100	0.050	0.048
Technical specification limit	10.0	10.0	10.0	10.0	10.0	10.0	10.0	10.0	10.0	10.0	10.0	10.0
Indicator value	0.4	0.3	0.4	0.5	0.5	0.4	N/A	0.8	0.5	1.0	0.5	0.5
Reactor Coolant System Leakage	4/14	5/14	6/14	7/14	8/14	9/14	10/14	11/14	12/14	1/15	2/15	3/15
Maximum leakage	0.080	0.050	0.050	0.090	0.150	0.130	0.060	0.060	0.100	0.150	0.270	0.140
Technical specification limit	10.0	10.0	10.0	10.0	10.0	10.0	10.0	10.0	10.0	10.0	10.0	10.0

Indicator value	0.8	0.5	0.5	0.9	1.5	1.3	0.6	0.6	1.0	1.5	2.7	1.4
------------------------	------------	------------	------------	------------	------------	------------	------------	------------	------------	------------	------------	------------

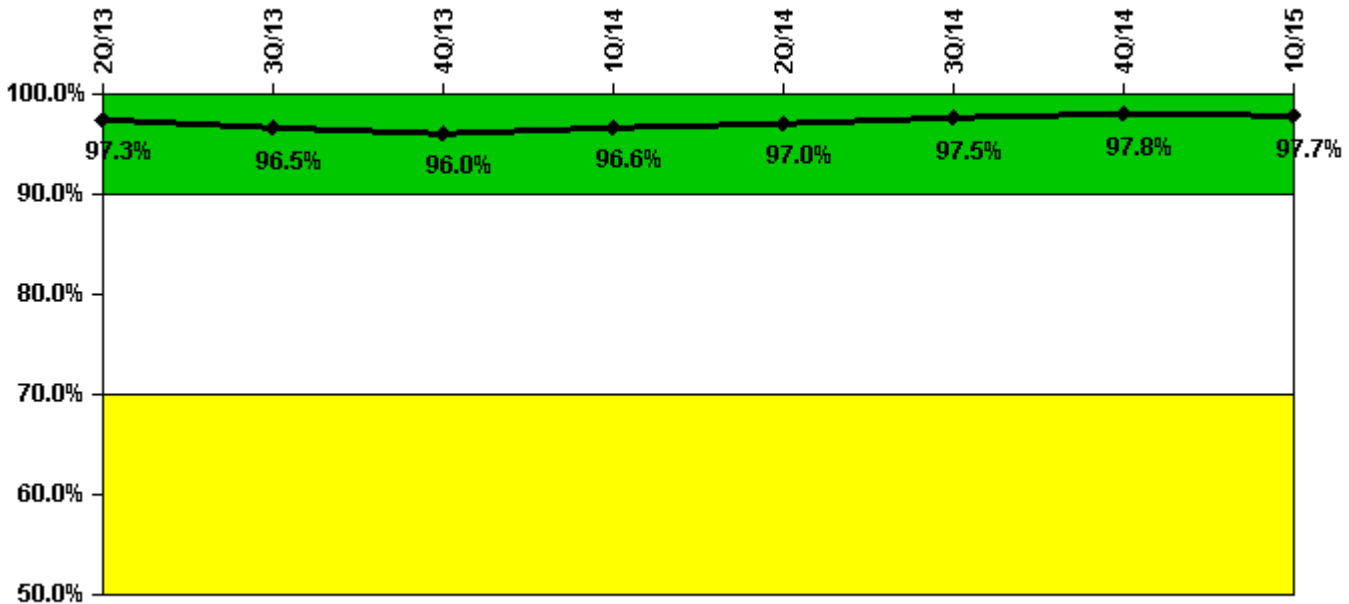
Licensee Comments:

9/14: None

6/14: None

9/13: None

Drill/Exercise Performance



Thresholds: White < 90.0% Yellow < 70.0%

Notes

Drill/Exercise Performance	2Q/13	3Q/13	4Q/13	1Q/14	2Q/14	3Q/14	4Q/14	1Q/15
Successful opportunities	37.0	23.0	35.0	58.0	35.0	50.0	66.0	76.0
Total opportunities	40.0	25.0	37.0	58.0	35.0	50.0	66.0	78.0
Indicator value	97.3%	96.5%	96.0%	96.6%	97.0%	97.5%	97.8%	97.7%

Licensee Comments:

4Q/14: Data correction for October 2014. Reduction of 4 (from 32 to 28) successful opportunities from 10-29-14 drill due to Emergency Response Manager (ERM) not completing initial qualification until January 2015. The 4

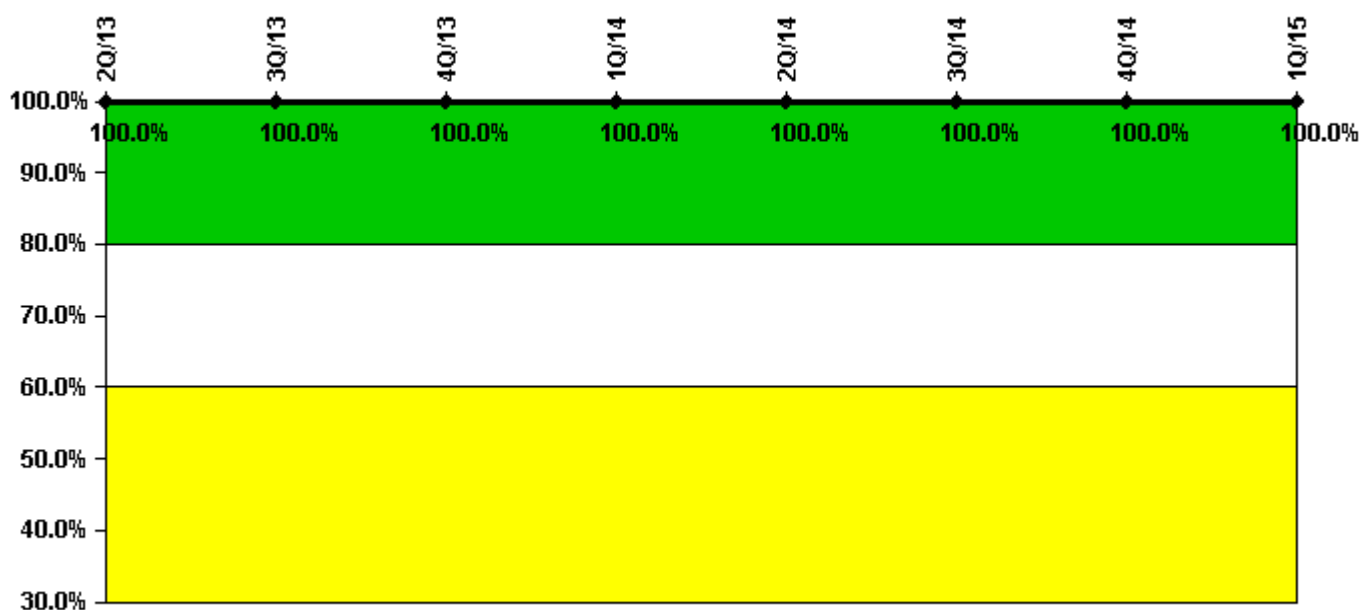
opportunities placed in January 2015 total.

3Q/14: None

2Q/14: None

3Q/13: None

ERO Drill Participation



Thresholds: White < 80.0% Yellow < 60.0%

Notes

ERO Drill Participation	2Q/13	3Q/13	4Q/13	1Q/14	2Q/14	3Q/14	4Q/14	1Q/15
Participating Key personnel	53.0	52.0	52.0	55.0	60.0	59.0	62.0	61.0
Total Key personnel	53.0	52.0	52.0	55.0	60.0	59.0	62.0	61.0
Indicator value	100.0%	100.0%	100.0%	100.0%	100.0%	100.0%	100.0%	100.0%

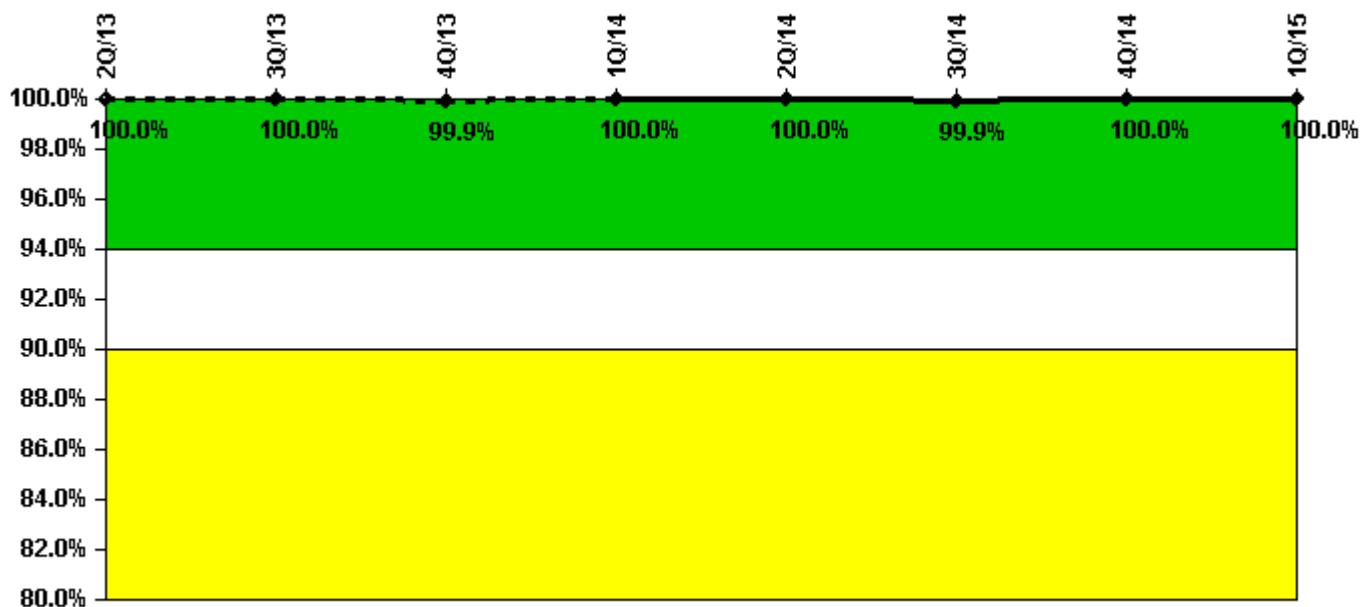
Licensee Comments:

3Q/14: None

2Q/14: None

3Q/13: None

Alert & Notification System



Thresholds: White < 94.0% Yellow < 90.0%

Notes

Alert & Notification System	2Q/13	3Q/13	4Q/13	1Q/14	2Q/14	3Q/14	4Q/14	1Q/15
Successful siren-tests	826	885	884	826	826	825	885	826
Total sirens-tests	826	885	885	826	826	826	885	826
Indicator value	100.0%	100.0%	99.9%	100.0%	100.0%	99.9%	100.0%	100.0%

Licensee Comments:

3Q/14: None

2Q/14: None

3Q/13: None

Occupational Exposure Control Effectiveness



Thresholds: White > 2.0 Yellow > 5.0

Notes

Occupational Exposure Control Effectiveness	2Q/13	3Q/13	4Q/13	1Q/14	2Q/14	3Q/14	4Q/14	1Q/15
High radiation area occurrences	0	0	0	0	0	0	0	0
Very high radiation area occurrences	0	0	0	0	0	0	0	0
Unintended exposure occurrences	0	0	0	0	0	0	0	0
Indicator value	0	0	0	0	0	0	0	0

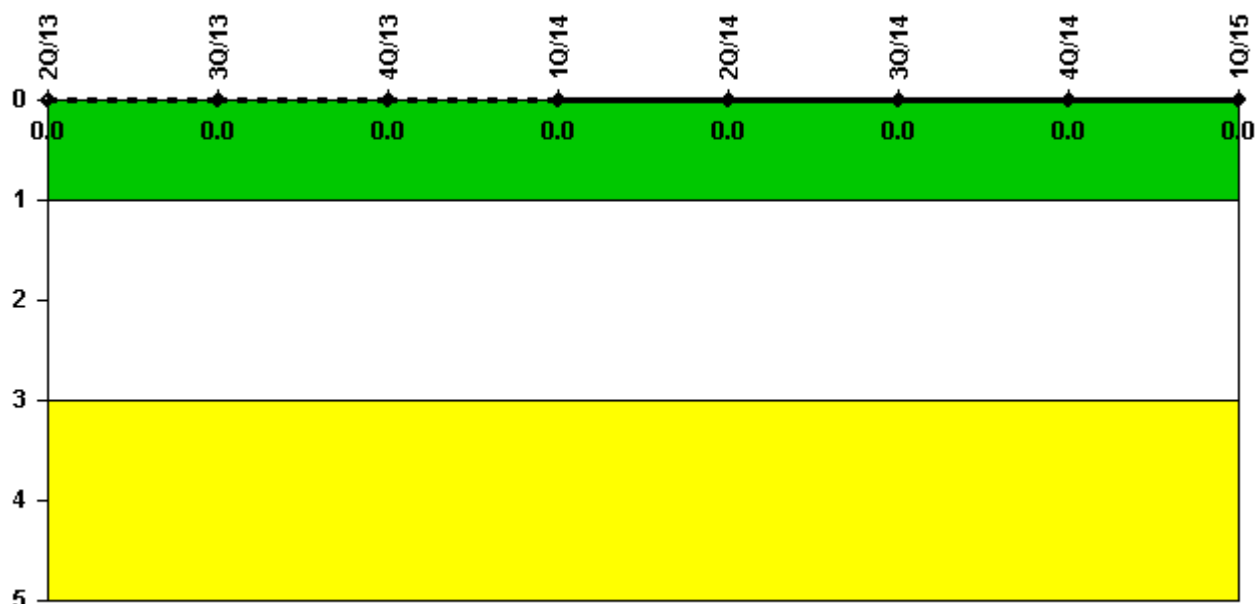
Licensee Comments:

3Q/14: None

2Q/14: None

3Q/13: None

RETS/ODCM Radiological Effluent



Thresholds: White > 1.0 Yellow > 3.0

Notes

RETS/ODCM Radiological Effluent	2Q/13	3Q/13	4Q/13	1Q/14	2Q/14	3Q/14	4Q/14	1Q/15
RETS/ODCM occurrences	0	0	0	0	0	0	0	0
Indicator value	0	0	0	0	0	0	0	0

Licensee Comments:

3Q/14: None

2Q/14: None

3Q/13: None

Although the Security Cornerstone is included in the Reactor Oversight Process assessment program, the Commission has decided that specific information related to findings and performance indicators pertaining to the Security Cornerstone will not be publicly available to ensure that security information is not provided to a possible adversary. Other than the fact that a finding or performance indicator is Green or Greater-Than-Green, security related information will not be displayed on the public web page.

▲ [Action Matrix Summary](#) | [Inspection Findings Summary](#) | [PI Summary](#) | [Reactor Oversight Process](#)

Last Modified: April 23, 2015