

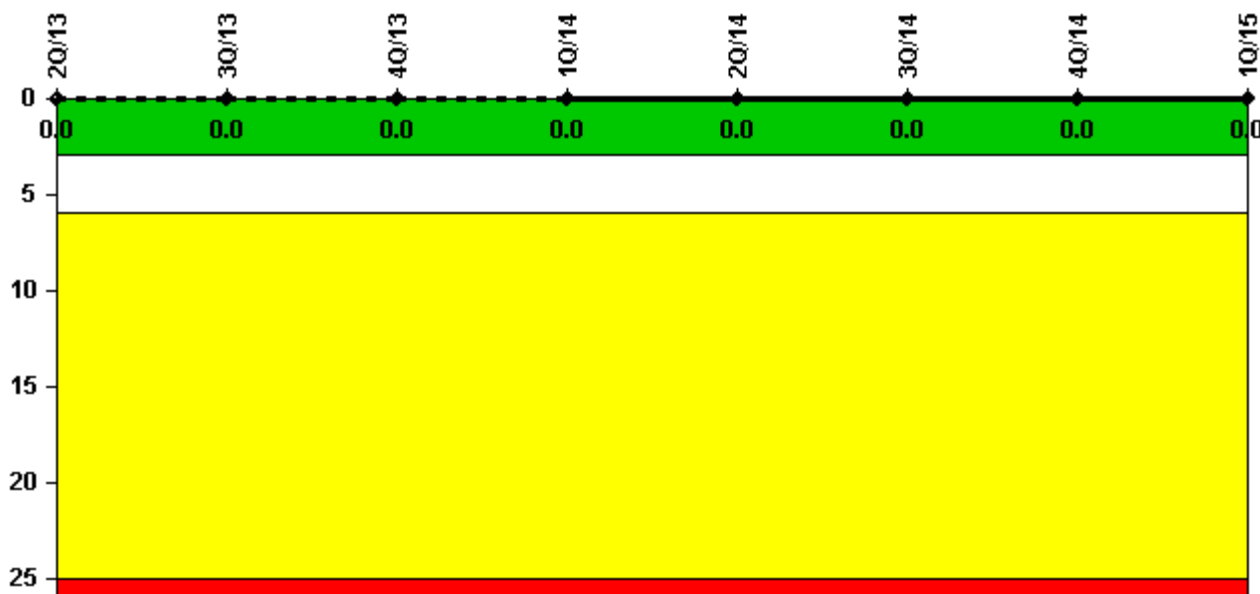
# Oconee 1

## 1Q/2015 Performance Indicators

The solid trend line represents the current reporting period.

Licensee's General Comments: none

### Unplanned Scrams per 7000 Critical Hrs



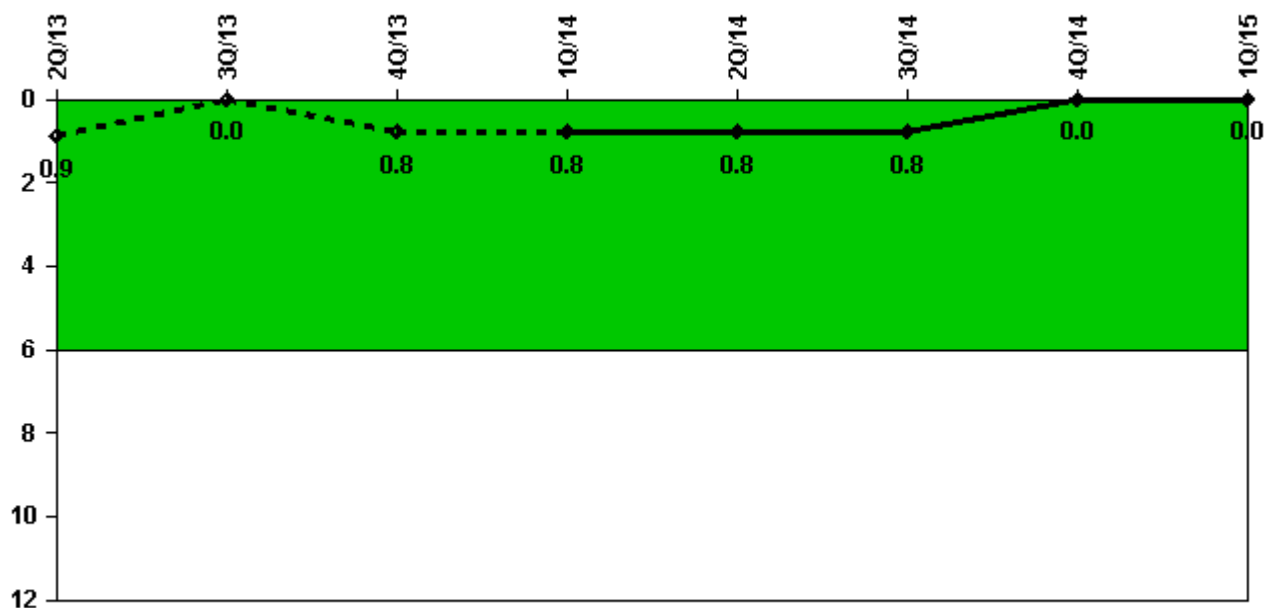
Thresholds: White > 3.0 Yellow > 6.0 Red > 25.0

### Notes

Unplanned Scrams per 7000 Critical Hrs	2Q/13	3Q/13	4Q/13	1Q/14	2Q/14	3Q/14	4Q/14	1Q/15
Unplanned scrams	0	0	0	0	0	0	0	0
Critical hours	2184.0	2208.0	1722.3	2159.0	2184.0	2208.0	1405.0	2159.0
Indicator value	0	0	0	0	0	0	0	0

Licensee Comments: none

### Unplanned Power Changes per 7000 Critical Hrs



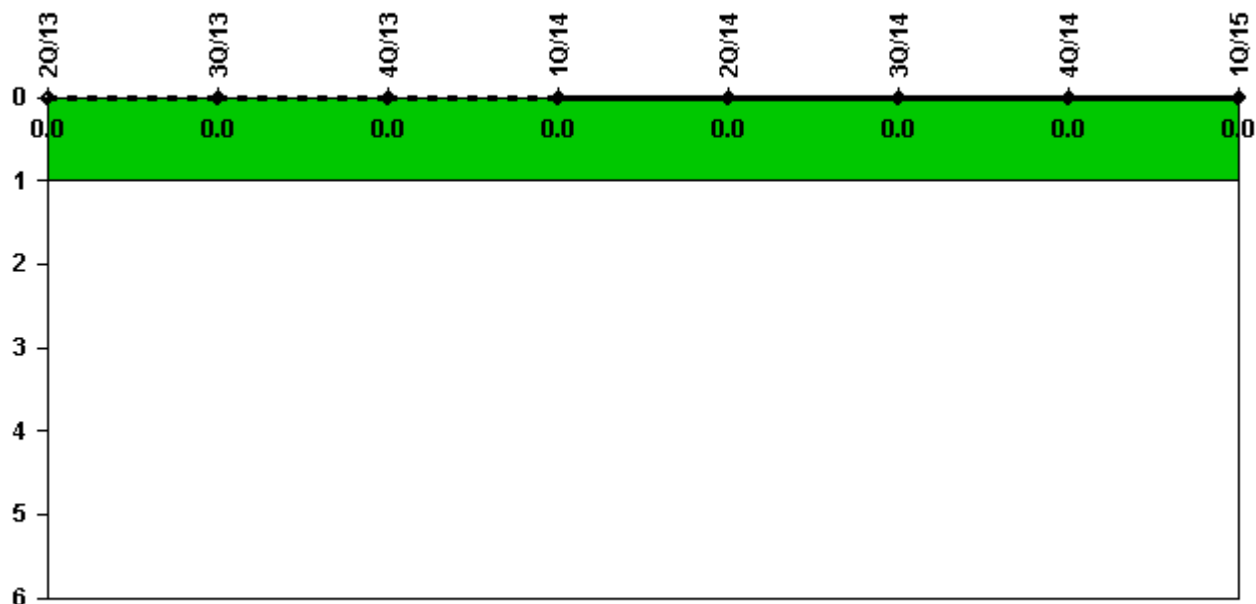
Thresholds: White > 6.0

#### Notes

Unplanned Power Changes per 7000 Critical Hrs	2Q/13	3Q/13	4Q/13	1Q/14	2Q/14	3Q/14	4Q/14	1Q/15
Unplanned power changes	0	0	1.0	0	0	0	0	0
Critical hours	2184.0	2208.0	1722.3	2159.0	2184.0	2208.0	1405.0	2159.0
<b>Indicator value</b>	<b>0.9</b>	<b>0</b>	<b>0.8</b>	<b>0.8</b>	<b>0.8</b>	<b>0.8</b>	<b>0</b>	<b>0</b>

Licensee Comments: none

### Unplanned Scrams with Complications



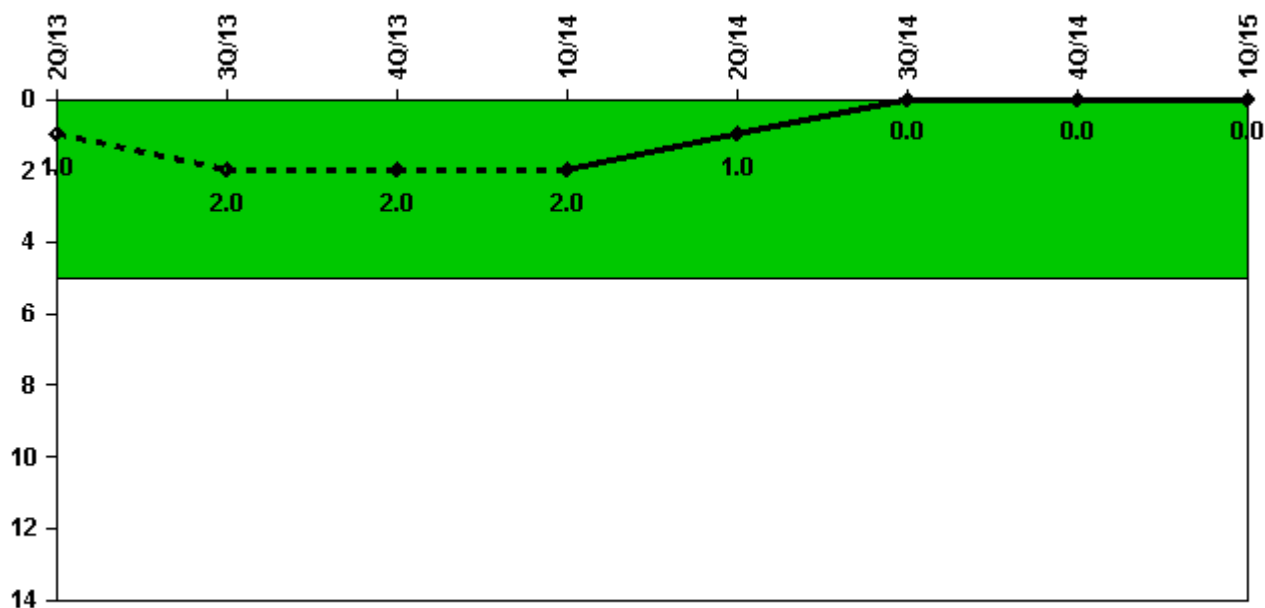
Thresholds: White > 1.0

#### Notes

Unplanned Scrams with Complications	2Q/13	3Q/13	4Q/13	1Q/14	2Q/14	3Q/14	4Q/14	1Q/15
Scrams with complications	0	0	0	0	0	0	0	0
<b>Indicator value</b>	<b>0.0</b>	<b>0.0</b>	<b>0.0</b>	<b>0.0</b>	<b>0.0</b>	<b>0.0</b>	<b>0.0</b>	<b>0.0</b>

Licensee Comments: none

### Safety System Functional Failures (PWR)



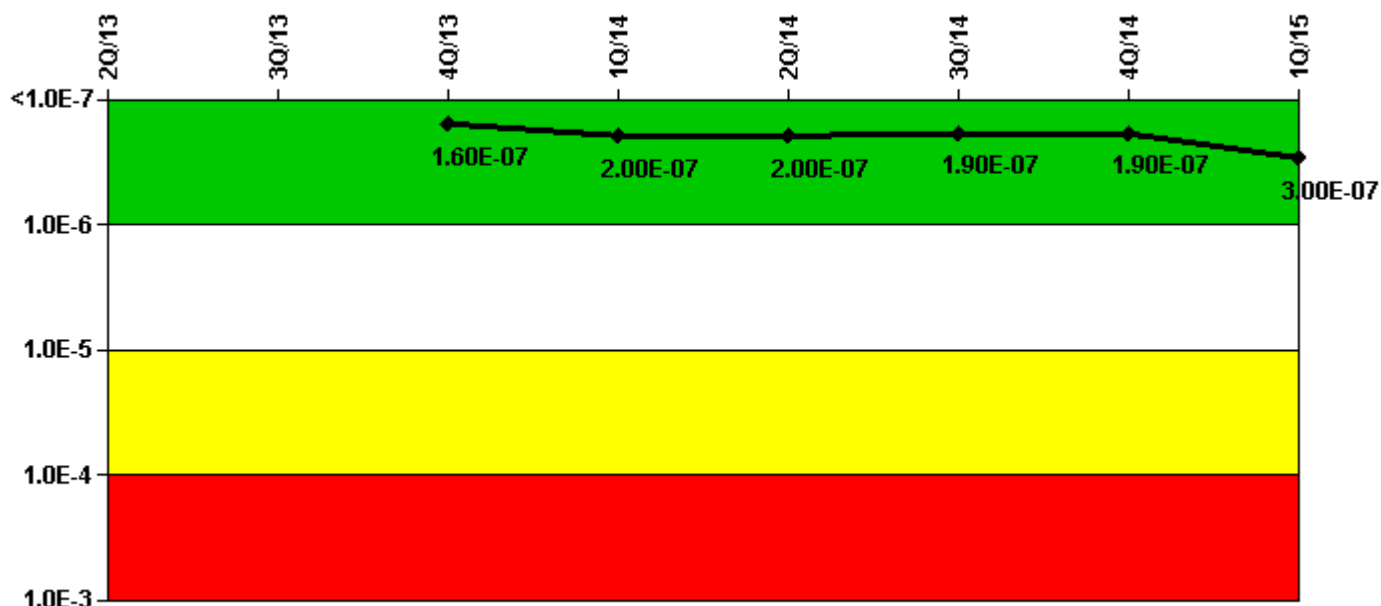
Thresholds: White > 5.0

#### Notes

Safety System Functional Failures (PWR)	2Q/13	3Q/13	4Q/13	1Q/14	2Q/14	3Q/14	4Q/14	1Q/15
Safety System Functional Failures	1	1	0	0	0	0	0	0
<b>Indicator value</b>	<b>1</b>	<b>2</b>	<b>2</b>	<b>2</b>	<b>1</b>	<b>0</b>	<b>0</b>	<b>0</b>

Licensee Comments: none

### Mitigating Systems Performance Index, Emergency AC Power System



Thresholds: White > 1.00E-6 Yellow > 1.00E-5 Red > 1.00E-4

#### Notes

Mitigating Systems Performance Index, Emergency AC Power System	2Q/13	3Q/13	4Q/13	1Q/14	2Q/14	3Q/14	4Q/14	1Q/15
UAI (ΔCDF)	7.60E-08	3.40E-08	4.19E-08	8.17E-08	7.71E-08	1.17E-07	1.19E-07	1.79E-07
URI (ΔCDF)			1.18E-07	1.18E-07	1.18E-07	7.39E-08	7.39E-08	1.22E-07
PLE	N/A	N/A	NO	NO	NO	NO	NO	NO
Indicator value			1.60E-07	2.00E-07	2.00E-07	1.90E-07	1.90E-07	3.00E-07

#### Licensee Comments:

4Q/14: Five breakers were added as MSPI-monitored components for the Emergency AC Power System to resolve discrepancies between the MSPI Basis Document and the CDE configuration. This change did not result in a threshold change.

3Q/14: Changed PRA Parameter(s).

2Q/14: Changed PRA Parameter(s).

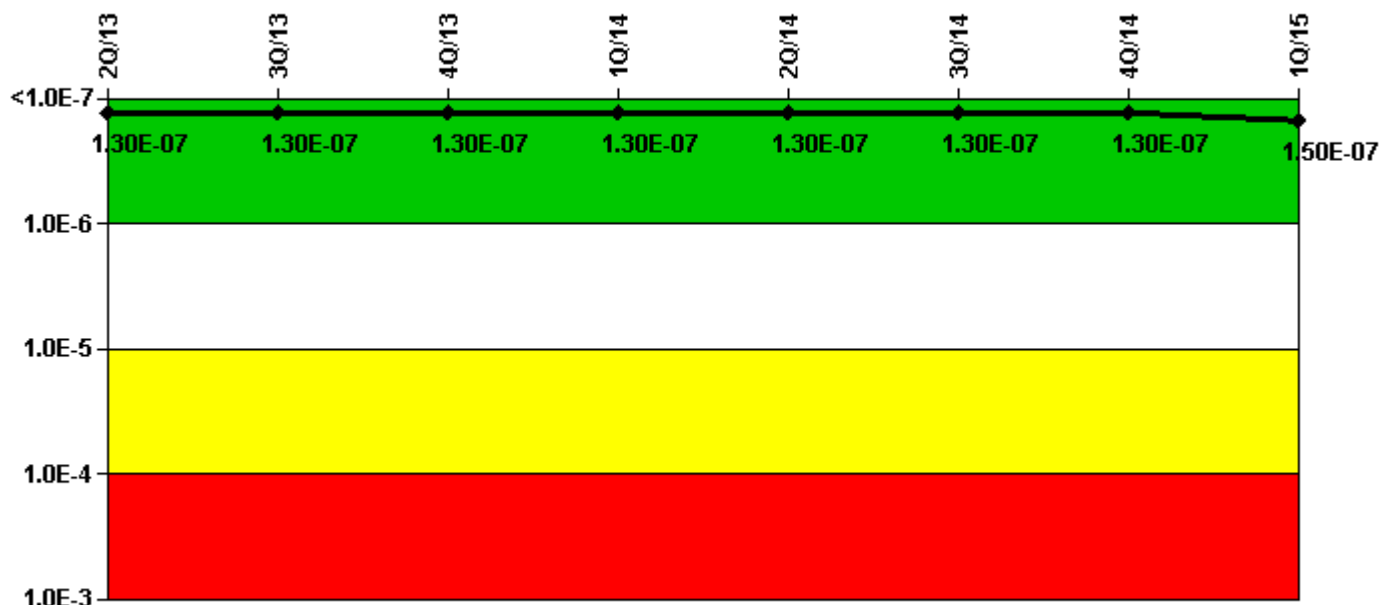
1Q/14: Changed PRA Parameter(s).

4Q/13: Changed PRA Parameter(s).

3Q/13: Changed PRA Parameter(s).

2Q/13: Changed PRA Parameter(s).

### Mitigating Systems Performance Index, High Pressure Injection System



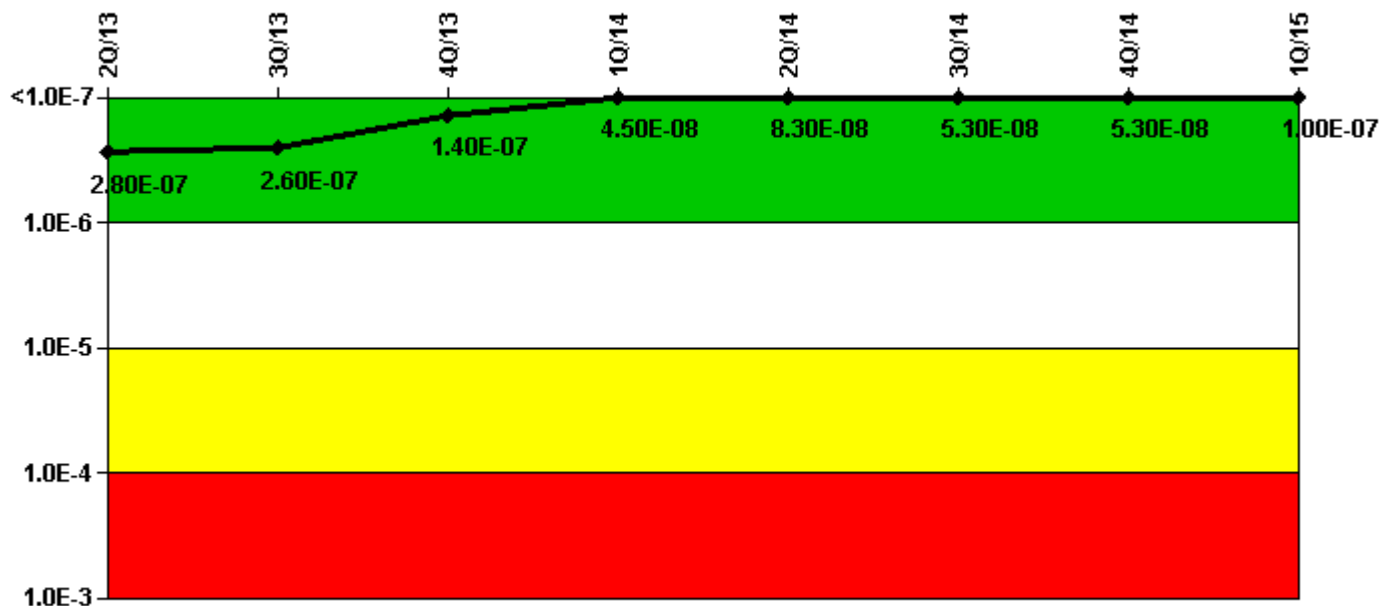
Thresholds: White > 1.00E-6 Yellow > 1.00E-5 Red > 1.00E-4

#### Notes

Mitigating Systems Performance Index, High Pressure Injection System	2Q/13	3Q/13	4Q/13	1Q/14	2Q/14	3Q/14	4Q/14	1Q/15
UAI ( $\Delta$ CDF)	-2.63E-10	-2.63E-10	-2.53E-10	-2.57E-10	-2.90E-10	-2.90E-10	-2.74E-10	-1.50E-10
URI ( $\Delta$ CDF)	1.34E-07	1.34E-07	1.34E-07	1.34E-07	1.34E-07	1.34E-07	1.34E-07	1.50E-07
PLE	NO	NO	NO	NO	NO	NO	NO	NO
Indicator value	1.30E-07	1.30E-07	1.30E-07	1.30E-07	1.30E-07	1.30E-07	1.30E-07	1.50E-07

Licensee Comments: none

### Mitigating Systems Performance Index, Heat Removal System



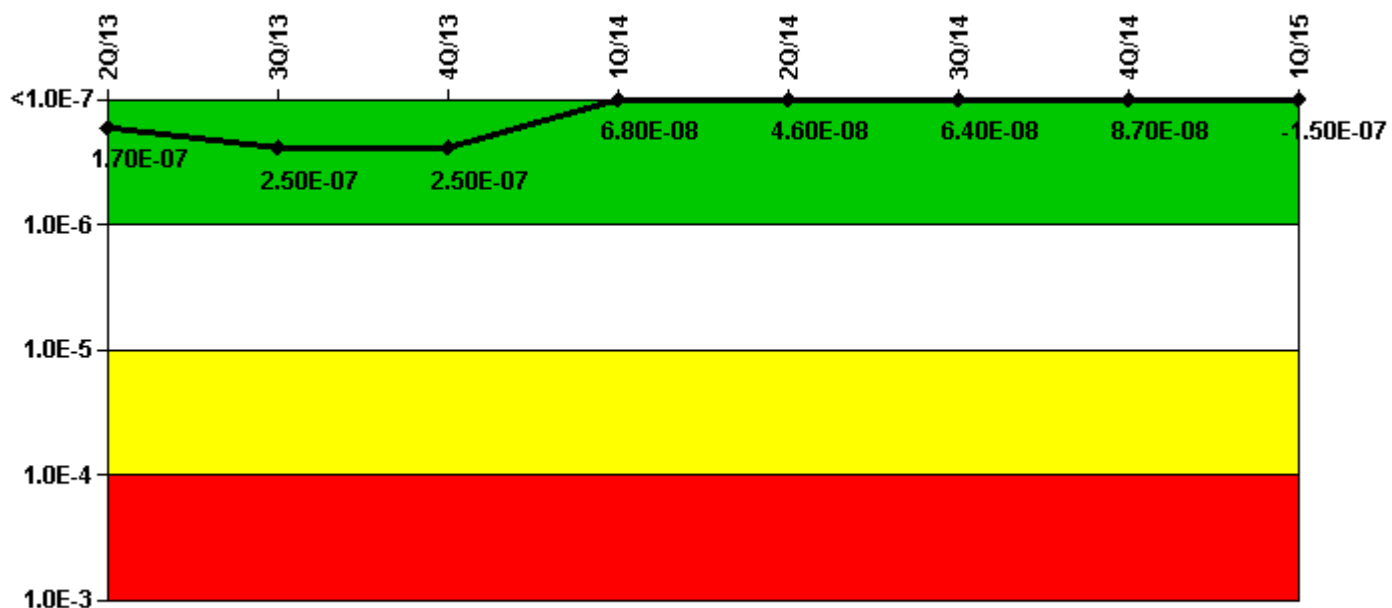
Thresholds: White > 1.00E-6 Yellow > 1.00E-5 Red > 1.00E-4

#### Notes

Mitigating Systems Performance Index, Heat Removal System	2Q/13	3Q/13	4Q/13	1Q/14	2Q/14	3Q/14	4Q/14	1Q/15
UAI ( $\Delta$ CDF)	7.34E-08	4.45E-08	1.06E-07	8.61E-09	1.63E-07	1.33E-07	1.33E-07	1.80E-07
URI ( $\Delta$ CDF)	2.12E-07	2.12E-07	3.60E-08	3.60E-08	-7.95E-08	-7.95E-08	-7.95E-08	-8.07E-08
PLE	NO	NO	NO	NO	NO	NO	NO	NO
Indicator value	2.80E-07	2.60E-07	1.40E-07	4.50E-08	8.30E-08	5.30E-08	5.30E-08	1.00E-07

Licensee Comments: none

### Mitigating Systems Performance Index, Residual Heat Removal System



Thresholds: White > 1.00E-6 Yellow > 1.00E-5 Red > 1.00E-4

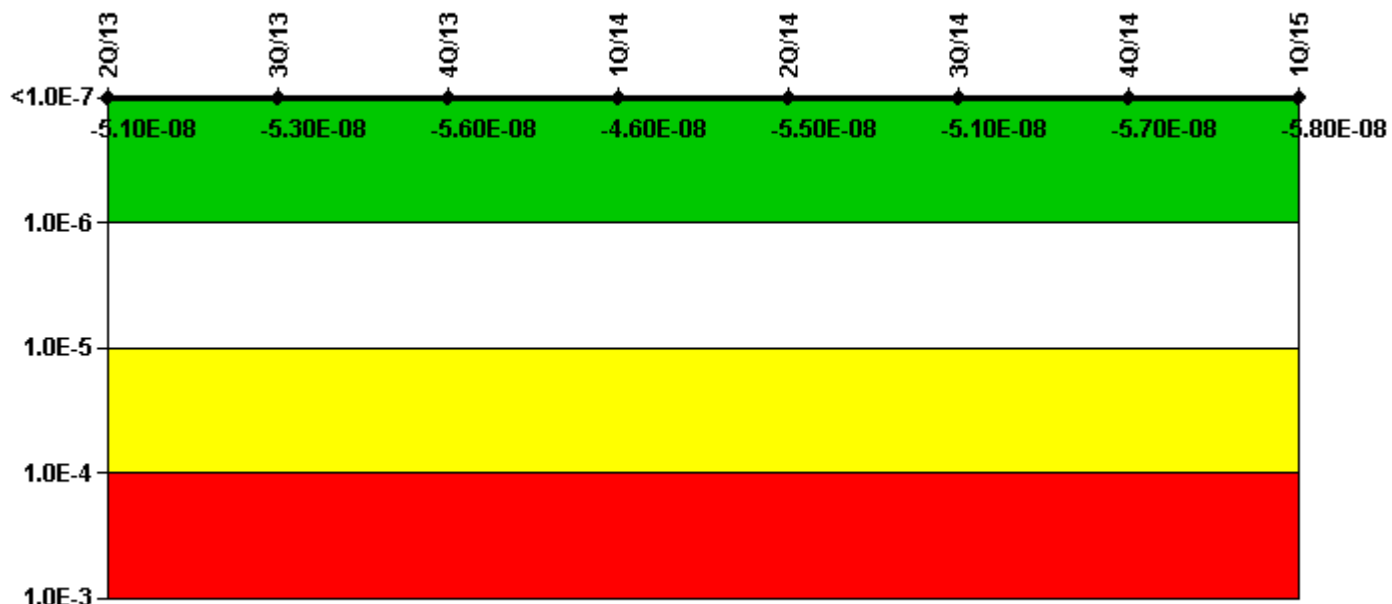
#### Notes

Mitigating Systems Performance Index, Residual Heat Removal System	2Q/13	3Q/13	4Q/13	1Q/14	2Q/14	3Q/14	4Q/14	1Q/15
UAI (ΔCDF)	2.68E-07	3.42E-07	3.46E-07	1.64E-07	1.43E-07	1.61E-07	1.84E-07	-3.35E-08
URI (ΔCDF)	-9.65E-08	-9.65E-08	-9.65E-08	-9.65E-08	-9.65E-08	-9.65E-08	-9.65E-08	-1.12E-07
PLE	NO	NO	NO	NO	NO	NO	NO	NO
Indicator value	1.70E-07	2.50E-07	2.50E-07	6.80E-08	4.60E-08	6.40E-08	8.70E-08	-1.50E-07

Licensee Comments: none



### Mitigating Systems Performance Index, Cooling Water Systems



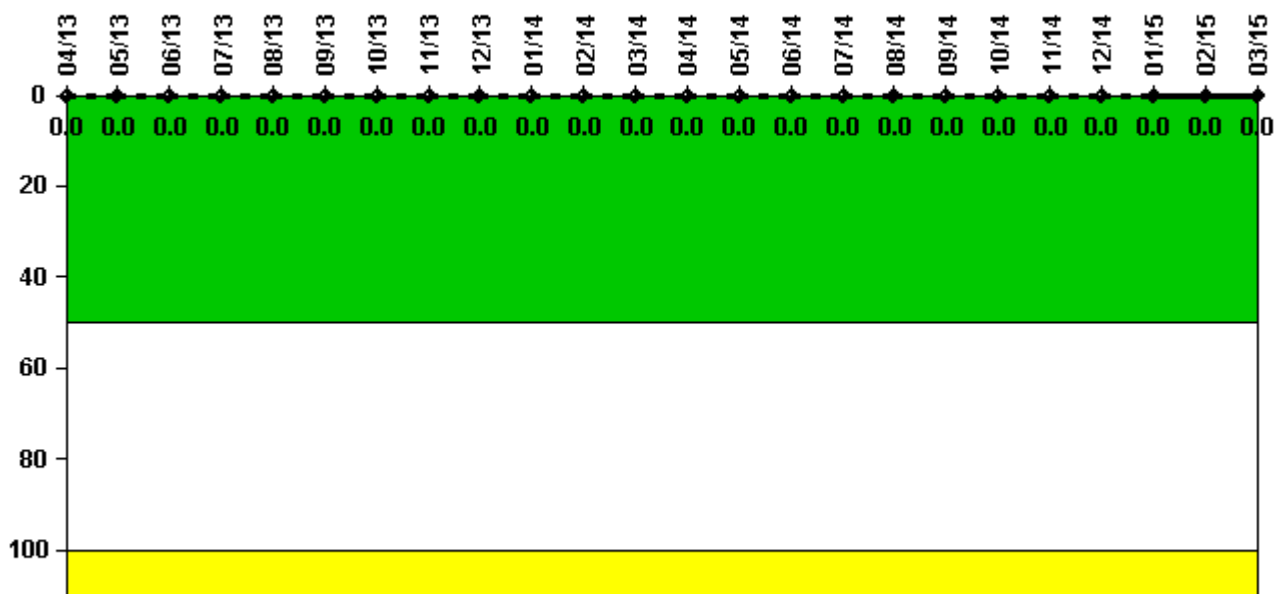
Thresholds: White > 1.00E-6 Yellow > 1.00E-5 Red > 1.00E-4

#### Notes

Mitigating Systems Performance Index, Cooling Water Systems	2Q/13	3Q/13	4Q/13	1Q/14	2Q/14	3Q/14	4Q/14	1Q/15
UAI ( $\Delta$ CDF)	-2.07E-08	-2.32E-08	-2.56E-08	-1.61E-08	-2.53E-08	-2.14E-08	-2.69E-08	-2.81E-08
URI ( $\Delta$ CDF)	-3.00E-08	-3.00E-08	-3.00E-08	-3.00E-08	-3.00E-08	-3.00E-08	-3.00E-08	-3.00E-08
PLE	NO	NO	NO	NO	NO	NO	NO	NO
Indicator value	-5.10E-08	-5.30E-08	-5.60E-08	-4.60E-08	-5.50E-08	-5.10E-08	-5.70E-08	-5.80E-08

Licensee Comments: none

### Reactor Coolant System Activity



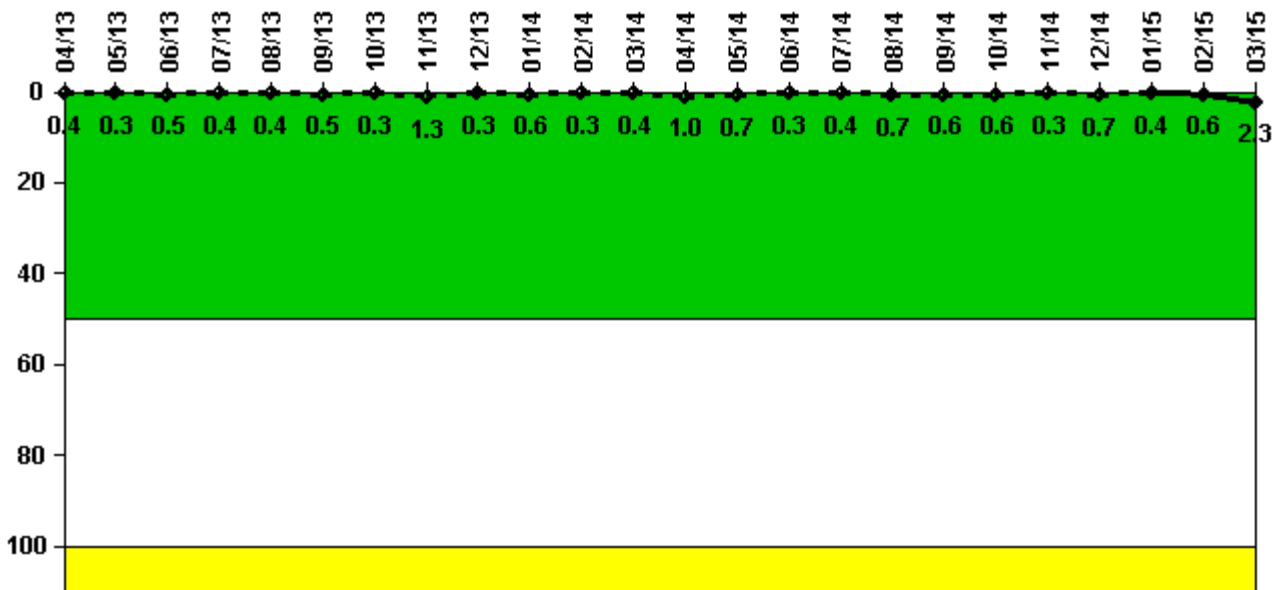
Thresholds: White > 50.0 Yellow > 100.0

#### Notes

Reactor Coolant System Activity	4/13	5/13	6/13	7/13	8/13	9/13	10/13	11/13	12/13	1/14	2/14	3/14
Maximum activity	0.000365	0.000141	0.000137	0.000159	0.000166	0.000154	0.000152	0.000180	0.000222	0.000218	0.000188	0.000185
Technical specification limit	1.0	1.0	1.0	1.0	1.0	1.0	1.0	1.0	1.0	1.0	1.0	1.0
Indicator value	0	0	0	0	0	0	0	0	0	0	0	0
Reactor Coolant System Activity	4/14	5/14	6/14	7/14	8/14	9/14	10/14	11/14	12/14	1/15	2/15	3/15
Maximum activity	0.000262	0.000233	0.000231	0.000253	0.000306	0.000260	0.000212	0.000183	0.000091	0.000099	0.000304	0.000167
Technical specification limit	1.0	1.0	1.0	1.0	1.0	1.0	1.0	1.0	1.0	1.0	1.0	1.0
Indicator value	0	0	0	0	0	0	0	0	0	0	0	0

Licensee Comments: none

### Reactor Coolant System Leakage



Thresholds: White > 50.0 Yellow > 100.0

#### Notes

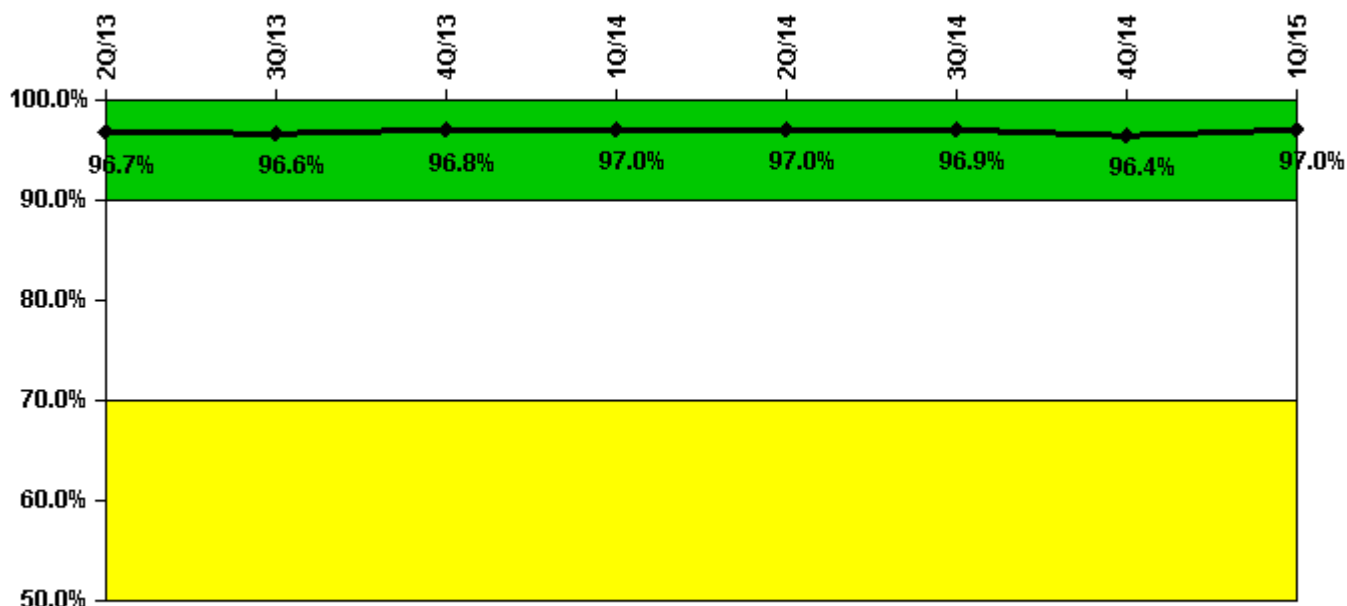
Reactor Coolant System Leakage	4/13	5/13	6/13	7/13	8/13	9/13	10/13	11/13	12/13	1/14	2/14	3/14
Maximum leakage	0.037	0.027	0.046	0.038	0.042	0.051	0.030	0.126	0.028	0.057	0.026	0.042
Technical specification limit	10.0	10.0	10.0	10.0	10.0	10.0	10.0	10.0	10.0	10.0	10.0	10.0
Indicator value	<b>0.4</b>	<b>0.3</b>	<b>0.5</b>	<b>0.4</b>	<b>0.4</b>	<b>0.5</b>	<b>0.3</b>	<b>1.3</b>	<b>0.3</b>	<b>0.6</b>	<b>0.3</b>	<b>0.4</b>

Reactor Coolant System Leakage	4/14	5/14	6/14	7/14	8/14	9/14	10/14	11/14	12/14	1/15	2/15	3/15
Maximum leakage	0.100	0.068	0.034	0.044	0.069	0.061	0.057	0.030	0.074	0.042	0.063	0.233
Technical specification limit	10.0	10.0	10.0	10.0	10.0	10.0	10.0	10.0	10.0	10.0	10.0	10.0
Indicator value	<b>1.0</b>	<b>0.7</b>	<b>0.3</b>	<b>0.4</b>	<b>0.7</b>	<b>0.6</b>	<b>0.6</b>	<b>0.3</b>	<b>0.7</b>	<b>0.4</b>	<b>0.6</b>	<b>2.3</b>

Licensee Comments: none

### Drill/Exercise Performance



Thresholds: White < 90.0% Yellow < 70.0%

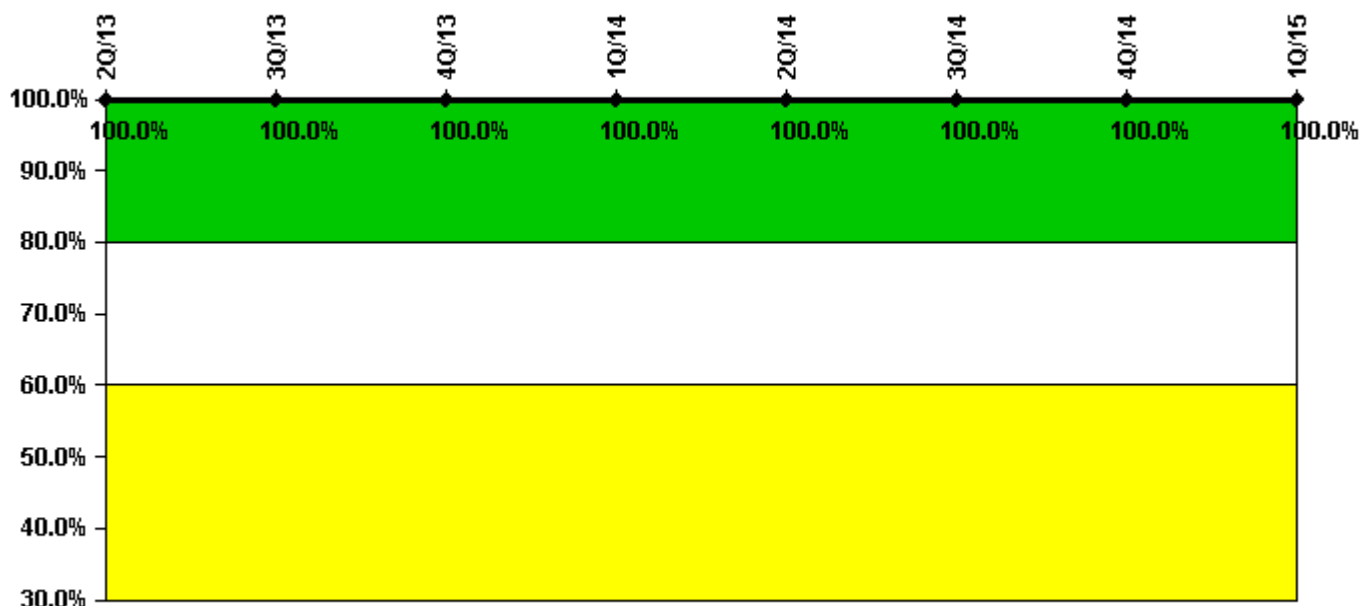
#### Notes

Drill/Exercise Performance	2Q/13	3Q/13	4Q/13	1Q/14	2Q/14	3Q/14	4Q/14	1Q/15
Successful opportunities	41.0	33.0	36.0	64.0	10.0	60.0	11.0	32.0
Total opportunities	43.0	34.0	36.0	66.0	10.0	61.0	12.0	34.0
Indicator value	96.7%	96.6%	96.8%	97.0%	97.0%	96.9%	96.4%	97.0%

Licensee Comments:

1Q/14: Editorial change. There was no color change.

### ERO Drill Participation



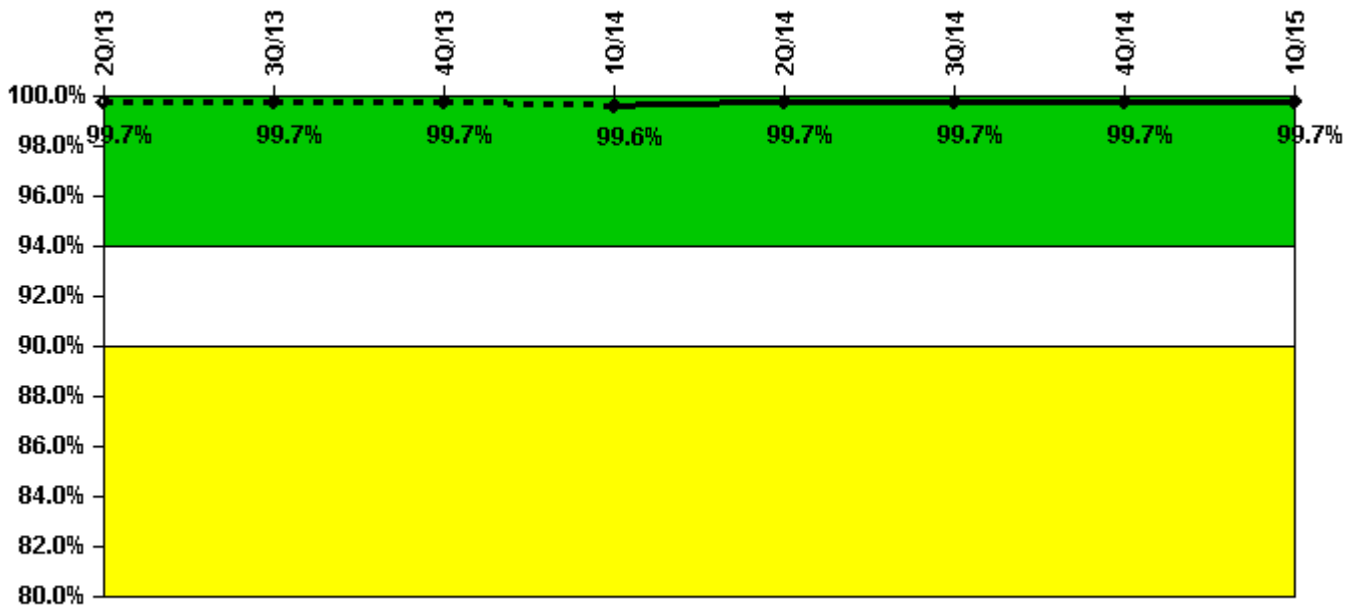
Thresholds: White < 80.0% Yellow < 60.0%

#### Notes

ERO Drill Participation	2Q/13	3Q/13	4Q/13	1Q/14	2Q/14	3Q/14	4Q/14	1Q/15
Participating Key personnel	130.0	133.0	148.0	150.0	151.0	146.0	143.0	148.0
Total Key personnel	130.0	133.0	148.0	150.0	151.0	146.0	143.0	148.0
Indicator value	100.0%	100.0%	100.0%	100.0%	100.0%	100.0%	100.0%	100.0%

Licensee Comments: none

### Alert & Notification System



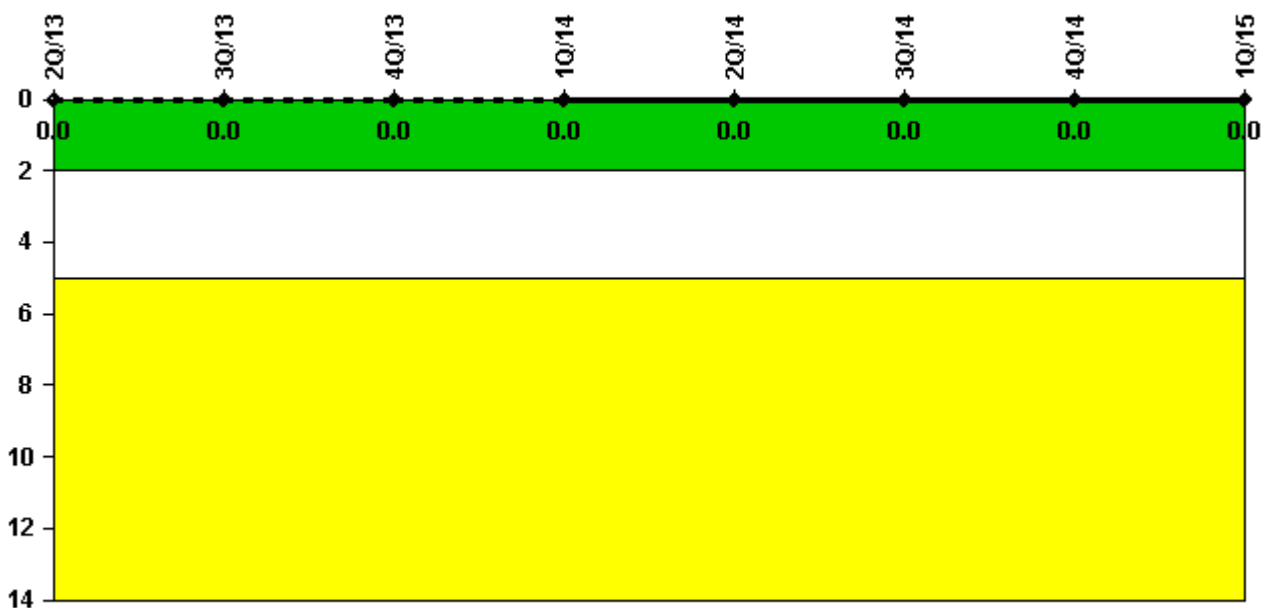
Thresholds: White < 94.0% Yellow < 90.0%

#### Notes

Alert & Notification System	2Q/13	3Q/13	4Q/13	1Q/14	2Q/14	3Q/14	4Q/14	1Q/15
Successful siren-tests	1748	1816	1748	1681	1686	1818	1749	1678
Total sirens-tests	1755	1820	1755	1690	1690	1820	1755	1690
Indicator value	99.7%	99.7%	99.7%	99.6%	99.7%	99.7%	99.7%	99.7%

Licensee Comments: none

### Occupational Exposure Control Effectiveness



Thresholds: White > 2.0 Yellow > 5.0

#### Notes

Occupational Exposure Control Effectiveness	2Q/13	3Q/13	4Q/13	1Q/14	2Q/14	3Q/14	4Q/14	1Q/15
High radiation area occurrences	0	0	0	0	0	0	0	0
Very high radiation area occurrences	0	0	0	0	0	0	0	0
Unintended exposure occurrences	0	0	0	0	0	0	0	0
<b>Indicator value</b>	<b>0</b>	<b>0</b>	<b>0</b>	<b>0</b>	<b>0</b>	<b>0</b>	<b>0</b>	<b>0</b>

Licensee Comments: none

### RETS/ODCM Radiological Effluent



Thresholds: White > 1.0 Yellow > 3.0

#### Notes

RETS/ODCM Radiological Effluent	2Q/13	3Q/13	4Q/13	1Q/14	2Q/14	3Q/14	4Q/14	1Q/15
RETS/ODCM occurrences	0	0	0	0	0	0	0	0
<b>Indicator value</b>	<b>0</b>	<b>0</b>	<b>0</b>	<b>0</b>	<b>0</b>	<b>0</b>	<b>0</b>	<b>0</b>

Licensee Comments: none

Although the Security Cornerstone is included in the Reactor Oversight Process assessment program, the Commission has decided that specific information related to findings and performance indicators pertaining to the Security Cornerstone will not be publicly available to ensure that security information is not provided to a possible adversary. Other than the fact that a finding or performance indicator is Green or Greater-Than-Green, security related information will not be displayed on the public web page.



 [Action Matrix Summary](#) | [Inspection Findings Summary](#) | [PI Summary](#) | [Reactor Oversight Process](#)

*Last Modified: April 23, 2015*